

The FOUNDATION *for* VACCINE RESEARCH

WORKING TO SECURE OUR CHILDREN'S FUTURE

December 18, 2013

Mr. José Manuel Barroso
President of the European Commission
Berlaymont Building
200 Rue de la Loi, 13th Floor
1049 Brussels, Belgium

cc:

Mrs. Viviane Reding, Vice President of the European Commission
Mrs. Máire Geoghegan-Quinn, Commissioner for Research, Innovation and Science
Mr. Tonio Borg, Commissioner for Health and Consumer Policy
Mr. Neven Mimica, Commissioner for Consumer Protection

RESPONSE TO LETTER BY THE EUROPEAN SOCIETY FOR VIROLOGY
ON "GAIN-OF-FUNCTION" INFLUENZA RESEARCH
AND
PROPOSAL TO ORGANIZE A SCIENTIFIC BRIEFING
FOR THE EUROPEAN COMMISSION &
CONDUCT A COMPREHENSIVE RISK-BENEFIT ASSESSMENT

Dear President Barroso,

We are writing to you on behalf of the Foundation for Vaccine Research and the 56 undersigned scientists to express our concern about a recent letter sent to you by the European Society for Virology (ESV). Several members of our group and the undersigned are members of the ESV.

We would like to correct some of the scientific misstatements in that letter. We would also like to propose: (1) a scientific briefing for the European Commission on so-called "gain-of-function" research, more properly defined as research to increase the pathogenicity, transmissibility, or alter the host range of highly pathogenic microbes with pandemic potential, including, but not limited to, influenza A viruses such as H5N1 and H7N9, and (2) consideration of a comprehensive risk-benefit assessment of this type of research. It is overdue that the risks associated with gain-of-function research be rigorously assessed and quantified. Researchers stand poised to conduct gain-of-function experiments with the SARS coronavirus and a host of other microbes with pandemic potential.

Misstatements

We would like to rebut some of the misleading scientific statements contained in ESV's letter of October 16 about EU laws, rules, and regulations governing the submission of manuscripts to international scientific journals, especially the need for export licenses for papers describing the results of so-called "gain-of-function" transmission experiments with highly pathogenic avian influenza H5N1 viruses conducted by Dr. Ron Fouchier at the Erasmus Medical Center in Rotterdam (*1*).

We do not take a position on the issue of export licenses, although we do understand the Dutch government's concern.

Regarding the scientific misstatements in ESV's letter, we take particular exception to the following sentence:



Campaign for an
HIV, TB and
Malaria Vaccine

601 Pennsylvania Avenue NW, Suite 900, South Building, Washington, DC 20004
Tel +1 202 220 3008 • Fax +1 202 639 8238 • www.vaccinefoundation.org • www.itstimecampaign.org
THE IT'S TIME CAMPAIGN IS A PROGRAM OF THE FOUNDATION *for* VACCINE RESEARCH

“However, it has to be mentioned that, in this specific case, the **“gain of function” was used to reproduce what nature already selected** (as demonstrated by sequencing of field mutants) with the variation that the aim of the study was to predict/anticipate biological evolution and to provide us with critical information to specify preventive and therapeutic measures, e.g., the improved surveillance and proper evaluation of candidate vaccines and drugs.”

First, the statement that gain-of-function was used “to reproduce what nature already selected” is incorrect. Nature has *not* already selected an H5N1 virus that is readily transmissible between mammals. Highly pathogenic avian influenza H5N1 viruses are primarily transmitted between birds, not between mammals, and are only inefficiently transmitted between humans, if at all.

Fouchier *et al.* created novel mutant strains of H5N1 viruses that are genetically different from *any* known H5N1 virus strain found in nature, and that, importantly, have a specific property that makes them more dangerous than *any* known natural H5N1 virus, i.e., they are efficiently transmitted between mammals via respiratory droplets. Using ferrets, the preferred animal model for research with influenza A viruses, Fouchier and colleagues employed laboratory techniques that do *not* exist in nature, notably laboratory-directed, so-called “forced evolution,” to see “what it would take” for H5N1 viruses to become transmissible via the aerosol route. Naturally occurring H5N1 viruses are highly virulent for humans – killing as many as 60% of those with known infections – but are not readily transmissible between mammals, including between humans. The sole purpose of the experiments in question was to generate H5N1 viruses that could be transmitted between mammals as readily as seasonal flu via respiratory droplets, i.e., by coughing or sneezing.

Despite intensive field surveillance conducted by national health authorities, government agencies, local and regional disease surveillance networks in Southeast Asia and elsewhere over a period of 16 years, *there is no evidence that efficiently mammalian-transmissible H5N1 viruses have ever emerged naturally in the wild.* Whereas it is correct that some individual mutations and some subsets of mutations identified by Fouchier *et al.*, after repeated passage of H5N1 viruses between ferrets, have been found in nature, these mutations in different genetic backgrounds do *not suffice* to confer efficient binding to mammalian receptors. Additional mutations are necessary (2). The only unambiguous way to find out whether a field isolate is capable of aerosol transmission between ferrets is to perform a transmission experiment. Furthermore, whether the results of such experiments could extend to humans is unknown. Mapping mutations is *not* a surrogate marker for transmission. In summary, the statement that “gain-of-function” was used to reproduce “what nature already selected (as demonstrated by sequencing of field mutants)” is simply untrue.

Second, there is no compelling evidence or scientific basis for the assertion that gain-of-function research conducted by Fouchier *et al.* – or, indeed, by any other group (3,4) – can help us “predict or anticipate biological evolution and provide us with critical information to specify preventive and therapeutic measures, e.g., the improved surveillance and proper evaluation of candidate vaccines and drugs.”

Given the highly unpredictable nature of influenza viruses, it is not possible to predict or anticipate biological evolution with any certainty and thereby to predict or anticipate the next influenza outbreak (5-13). Indeed, the track record in this domain is extremely poor. Evolutionary pressures result in multiple reassortment and mutational events that follow no clear pathway and are impossible to predict or associate with a specific outcome in any population (11,14). The experimental design of these influenza gain-of-function experiments is such that the outcome is strongly influenced by the experimenter. Hence, the probability of anticipating nature is very low indeed.

Third, there is no scientific basis for the claim that gain-of-function research may lead to the development of more effective vaccines, a major argument advanced by proponents of gain-of-function research, by providing “critical information for the proper evaluation of candidate vaccines.”

Such a claim fails to appreciate the complexities of how influenza vaccines are developed (14). Gain-of-function studies on highly pathogenic avian influenza H5N1 viruses conducted to date in Europe, North America and Asia have contributed nothing so far to the development of new vaccines or prophylactic measures. The choice of H5N1 virus with which to make a vaccine is based on immunogenicity, not on virulence. Vaccine developers will need the actual H5N1 pandemic strain that is spreading in order to make that selection, rather than one obtained via gain-of-function experiments. Influenza vaccines have been manufactured for many decades based on the isolation of a virus with a specific pandemic potential or seasonal prevalence. It has so far been necessary to produce a new vaccine to protect against every influenza virus suspected of pandemic or seasonal threat, irrespective of the structure of the viral hemagglutinin or detected mutations in its amino acid sequence. Moreover, it is unlikely that any manufacturer would start epidemic vaccine production without knowing with certainty which strain to use. In this context, it is difficult to see how gain-of-function research can lead to more effective vaccines, at least in the near future.

Fourth, there is little evidence for the claim that gain-of-function research can provide “critical information for the proper evaluation of candidate drugs.” Our 25 years of experience with HIV-1, another virus with a high propensity to mutate, has taught us that the only way to evaluate the efficacy of candidate antiviral drugs for RNA viruses is to conduct clinical trials. If ever H5N1 influenza went pandemic, we could only hope that the strain would be sensitive to some of the existing anti-influenza drugs. It would take several years to evaluate and get a new antiviral drug to market.

Taken together, these bold yet misleading claims made by the European Society for Virology are claims that have been repeatedly refuted (14,15). These misstatements weaken their case and should be corrected.

The power of synthetic biology has received considerable attention in recent years. Synthetic biologists do not deliberately try to increase the danger level of pathogens, toxins or the environment in which we live. It would be of the utmost concern if they did. By contrast, the influenza gain-of-function transmission experiments conducted by Fouchier *et al.* are notable for their *deliberate intent* to make a pathogen more dangerous for humanity. To justify such experiments, there must be extraordinary practical benefits that outweigh the risk of accidental release.

Despite significant improvements in safety conditions in research laboratories during the last decade, there is no such thing as “zero” risk. In this context, the potential for accidental release of a hazardous pathogen is real, not hypothetical, as demonstrated by an alarming increase in the number of potential and actual release events in laboratories working with high-threat pathogens (16). The number of potential and actual release events in Europe has not been recorded. However, between 2003 and 2009 the United States Centers for Disease Control and Prevention (CDC) recorded 395 domestic potential release events in laboratories working with high-threat pathogens (17). In Asia, three cases of laboratory-acquired SARS infections were reported in 2003, one in Singapore, one in Taiwan, and one in Beijing (18-20). These laboratory-acquired infections occurred after the WHO declared the end of the SARS outbreak. Moreover, the Beijing SARS infections spread beyond the laboratory into the community before the infections were detected and stopped.

Accidents do happen even in high-containment laboratories. The accidental release of even an attenuated virus strain can have global consequences. We need look no further than the re-emergence of the H1N1 influenza virus in 1977, after a 20-year hiatus. Most scientists who have investigated the 1977 outbreak concluded that the re-emergence was the result of an accidental release from a laboratory source (21), most likely from a laboratory in the former Soviet Union that was working on a live-attenuated H1N1 virus vaccine. Although the virus was an attenuated strain, it was nevertheless highly transmissible and went global, causing an epidemic, albeit a mild one.

For this reason, we are primarily concerned about the safety of gain-of-function research and the consequences of an accidental release. We are in a situation where the probabilities of a laboratory accident that leads to global spread of an escaped mutated virus are small but finite, while the impact of global spread could be catastrophic. Many other types of research on the biology of influenza viruses are possible that could provide crucial scientific information without creating a virus capable of transmission in mammals – that is, without the risk entailed by the experiments of Fouchier *et al.* In contrast to the substantial risks of gain-of-function research, the benefits of such research are hypothetical at best. There is little to no pre-existing immunity in the general population to the H5N1 virus, and none to the H7N9 virus discovered earlier this year in China. Moreover, there are only limited quantities of H5N1 vaccines readily available and stockpiled (vaccines which may not be a good match), and there is no licensed H7N9 vaccine. As a result, the accidental or deliberate release of an artificial, laboratory-generated, human-transmissible H5N1 or H7N9 virus into the community could be difficult or impossible to contain. There are few situations where a small but finite risk could, in the event of an accidental release, have such far-reaching consequences.

Proposals

1. A scientific briefing for the European Commission

Since the controversy surrounding H5N1 – and now H7N9 (22) – gain-of-function research is a complex scientific issue, and since the consequences of an accidental release affect the entire population of the European Union, we would like to propose that a scientific briefing be organized for the European Commission.

Such a briefing could be prepared at relatively short notice. The purpose of the briefing would be to inform Commissioners and their staff – and Members of the European Parliament, if desired – about gain-of-function research, presenting arguments in favour of and against the research. Given this information, Commissioners and MEPs would be in a better position to determine whether the risks are outweighed by the potential benefits, e.g., in predicting a pandemic or developing more effective vaccines. The National Academy of Sciences in Washington will shortly be debating these topics in a symposium. It is vitally important that European voices be heard and that Europeans participate in this debate. Indeed, there is an opportunity for Europe to take the lead on this issue.

The Foundation for Vaccine Research has the experience and the expertise to organize such a briefing, as one of the organizers and the moving force behind a 2-day international symposium, “H5N1 Research: Biosafety, Biosecurity and Bioethics,” held at the Royal Society in London on April 3-4, 2012. The symposium was open to the public and webcast live. It was the first and remains the largest meeting organized to date on this topic. We would be happy to follow up with a detailed proposal regarding how such a scientific briefing could be organized for the European Commission.

2. A comprehensive risk-benefit assessment of gain-of-function research

Despite two years of controversy surrounding gain-of-function research and the lack of a scientific consensus, we still do not have a comprehensive risk-benefit analysis, as we would have hoped for on such an important topic. Many organizations, groups and individuals in Europe and the United States, including the journal *Nature*, have called for an independent risk-benefit assessment, but so far without success (9,23). A rigorous, comprehensive risk-benefit assessment could help determine whether the unique risks to human life posed by these sorts of experiments are balanced by unique public health benefits which could not be achieved by alternative, safe scientific approaches. Since scientists do not agree on the scientific merits of gain-of-function research, it will be hard to quantify the benefits. However, the risks *can* be quantified, as has been suggested in several preliminary studies (24-28). A comprehensive risk assessment would be able to quantify the risks of a release of a mutated virus into the community in terms of the loss of human life, the cost to health care systems, the financial and socio-economic costs, and the liability costs. These are man-made viruses and so liability becomes a novel issue, absent in the case of a naturally occurring epidemic.

Given your position as President of the European Commission, the combined experience and expertise of Commissioners and their staff, and the resources at your command, the Commission could make an important and immediate contribution by calling for a rigorous, comprehensive risk-benefit assessment of gain-of-function research to inform decision makers in Europe and worldwide. We have explored the feasibility of conducting such an assessment and would be happy to follow up with your staff with a detailed proposal regarding how an assessment could be undertaken.

Next steps

We would be honoured to follow up directly with Science Commissioner, Máire Geoghegan-Quinn, and her staff, on how a scientific briefing for the European Commission could be organized at short notice, as well as how a comprehensive risk-benefit analysis could be conducted.

We look forward to hearing from you,


Sincerely,



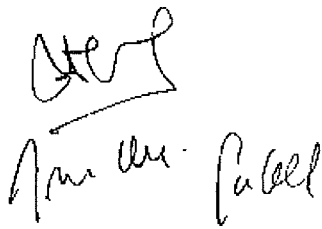
Professor Simon Wain-Hobson, D.Phil.
Chief, Molecular Retrovirology Unit
Department of Virology
Institut Pasteur, Paris
FVR Board Chair




Professor Robin A. Weiss, Ph.D., F.R.S.
Senior Research Fellow
Professor of Viral Oncology
Division of Infection and Immunity
University College London
FVR Vice Chair




Peter Hale
Founder & Executive Director
The Foundation for Vaccine Research
Washington, DC.



Professor José M. Gatell, M.D., Ph.D.
Senior Consultant & Head, Infectious Diseases & AIDS Units
Clinical Institute of Medicine, Hospital Clínic
Professor of Medicine, University of Barcelona
Co-director, HIVACAT program
FVR Director



Professor Willem Hanekom, M.D.
Co-Director, South African TB Vaccine Initiative
Professor of Immunology, Institute of Infectious Disease and Molecular Medicine
University of Cape Town
FVR Director



Sylvie Le Gall, Ph.D.
Assistant Professor of Medicine
Ragon Institute of MGH, MIT and Harvard
FVR Director




Professor Joseph M. McCune, M.D., Ph.D.
Professor of Medicine
Chief, Division of Experimental Medicine
University of California, San Francisco
FVR Director



Professor Paul A. Offit, M.D.
Chief, Division of Infectious Diseases
Maurice R. Hilleman Professor of Vaccinology
Children's Hospital of Philadelphia
FVR Director



Professor Stanley A. Plotkin, M.D.
Emeritus Professor of Medicine
University of Pennsylvania
FVR Director



Professor Mauro Schechter, M.D., Ph.D.
Professor of Infectious Diseases
Head, AIDS Research Laboratory
Hospital Universitario Clementino Fraga Filho
Federal University of Rio de Janeiro
FVR Director



Professor Patrick G. Yeni, M.D.
Chair of Infectious Diseases Department, Bichat Hospital
Professor of Medicine, University Paris Diderot
Service des maladies infectieuses et tropicales
Hôpital Bichat, Paris
FVR Director

*Corresponding author: Peter Hale, The Foundation for Vaccine Research. E-mail:
peter.hale@vaccinefoundation.org*

The following scientists not affiliated with the Foundation would like to express their support for this letter by co-signing:

Austria



Johannes Rath, Ph.D., LL.M., M.Sc., MAS
Department of Integrative Zoology
University of Vienna
Former Chief Inspector for Biological Weapons, UNSCOM, Iraq

Canada




Professor David N. Fisman, M.D., M.P.H., FRCP(C)
Professor of Epidemiology
Dalla Lana School of Public Health
University of Toronto

France



Professor Brigitte Autran, M.D., Ph.D.
Hôpital Universitaire Pitié-Salpêtrière
Université Pierre et Marie Curie
Paris



Professor Patrick Berche, M.D., Ph.D.
Former Dean, Necker-Enfants Malades Medical School
Paris



Bernadette Murgue, M.D., Ph.D.
Deputy Director
Institut de Microbiologie et Maladies Infectieuses
INSERM, Paris



Gérard Orth, D.V.M.
Honorary Professor
Institut Pasteur, Paris



Hervé Raoul, Ph.D.
Director, Laboratoire P4 Jean Mérieux-INSERM
Lyon



Professor Félix Rey, Ph.D.
Chief, Structural Virology Unit
Department of Virology
Institut Pasteur, Paris



Professor Olivier Schwartz, Ph.D.
Chief, Virus and Immunity Unit
Department of Virology
Institut Pasteur, Paris



Moshe Yaniv, Ph.D.
Honorary Professor
Institut Pasteur, Paris

Germany



Kathryn Nixdorff, Ph.D.
Professor Emeritus, Department of Microbiology and Genetics
Darmstadt University of Technology
University Interdisciplinary Working Group on Science, Technology and Security
working on biosecurity issues



Professor Kai Simons, Ph.D.
Director Emeritus
Max Planck Institute, Dresden



Professor Harald zur Hausen M.D. Ph.D.
2008 Nobel Laureate in Physiology or Medicine
Deutsches Krebsforschungszentrum
Heidelberg

Israel



Professor Ron Dagan, M.D.
Professor of Pediatrics and Infectious Diseases
Gunzburger Chair for Study of Infectious Diseases
Ben-Gurion University of the Negev

Director, Pediatric Infectious Disease Unit
Soroka University Medical Center
Beer-Sheva

Italy



Professor Vittorio Colizzi, M.D., Ph.D.
Full Professor of Immunology, Department of Biology
Director of the UNESCO Chair of Biotechnology
University of Rome Tor Vergata
President of the European Biotechnology Group
Rome

Japan




Professor Nariyoshi Shinomiya, M.D, Ph.D.
Department of Integrative Physiology and Bio-Nano Medicine
National Defense Medical College
Saitama

The Netherlands



Professor Roel Coutinho, M.D., Ph.D.
Julius Center for Health Sciences and Primary Care
University of Utrecht
Former Director, Netherlands Center for Infectious Disease Control


Norway




Birgitta Åsjö, MD, PhD

Professor Birgitta Åsjö, M.D., Ph.D.
The Gade Research Group for Infection and Immunity
Department of Clinical Science (K2)
University of Bergen

Spain

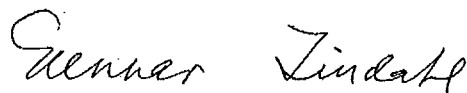


Professor Fernando Baquero
Scientific Director
Ramón y Cajal Institute for Health Research (IRYCIS)
Ramón y Cajal University Hospital
Department of Microbiology
Madrid



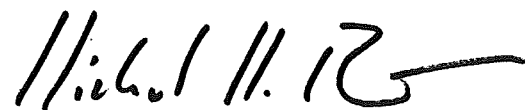
Professor Santiago F. Elena, Ph.D.
Evolutionary Systems Virology Group
Instituto de Biología Molecular y Celular de Plantas (CSIC-UPV)
Valencia, Spain

Sweden



Professor Gunnar Lindahl, M.D. Ph.D.
Department of Laboratory Medicine
Lund University

Switzerland



Professor Richard R. Ernst, Ph.D.
1991 Nobel Laureate in Chemistry
Honorary Director, The Technical University of Munich
Honorary Director, University of Zurich
Zurich




Amalio Telenti, M.D., Ph.D.
Professor of Medical Virology
University of Lausanne
Director, Institute of Microbiology
University Hospital of Lausanne

United Kingdom



Professor Malcolm Dando, Ph.D., D.Sc., F.B.S.
Professor of International Security
University of Bradford



Professor Christophe Fraser, Ph.D.
Professor of Theoretical Epidemiology
Imperial College, London




Professor Richard J. Jackson, F.R.S.
Department of Biochemistry
University of Cambridge




Professor Robert May, OM, AC, F.R.S.
Former Chief Scientific Adviser to the Prime Minister and
UK Government (1995-2000); Former President of the
Royal Society (2000-2005)



Sir Andrew McMichael, FRS, FMed Sci
Professor of Molecular Medicine
Nuffield Department of Medicine
University of Oxford



Professor Richard Moxon, MA, MB, BChir
Department of Pædiatrics
John Radcliffe Hospital
University of Oxford



Peter Piot, M.D., Ph.D., FRCP, FMedSci
Director, London School of Hygiene and Tropical Medicine
Former Executive Director, UNAIDS

United States



Professor Barry R. Bloom
Harvard University Distinguished Service Professor
Joan and Jack Jacobson Professor of Public Health
Harvard School of Public Health
Boston



Professor Michel Brahic, M.D., Ph.D.
Department of Genetics
Stanford University School of Medicine



Professor Richard H. Ebright, Ph.D.
Laboratory Director, Waksman Institute of Microbiology
Board of Governors Professor of Chemistry and Chemical Biology
Rutgers University



Professor Roberto Kolter, Ph.D.
Department of Microbiology
Harvard Medical School
Past President, American Society for Microbiology
Former Chair, Public and Scientific Affairs Board
American Society for Microbiology




Professor Bruce R. Levin, Ph.D.
Samuel C. Dobbs Professor
Department of Biology
Emory University, Atlanta GA




Professor W. Ian Lipkin, M.D.
John Snow Professor of Epidemiology
Director, Center for Infection and Immunity
Mailman School of Public Health
Professor of Pathology and Neurology
College of Physicians and Surgeons
Columbia University, New York



Professor Marc Lipsitch, D.Phil.
Professor of Epidemiology and Director
Center for Communicable Disease Dynamics
Harvard School of Public Health
Boston, MA



Professor Adel A.F. Mahmoud, M.D., Ph.D.
Woodrow Wilson School of Public and International Affairs &
Department of Molecular Biology
Princeton University
Former President, Merck Vaccines, Merck & Co. Inc.



Professor Jonathan D. Moreno, Ph.D.
Professor of Medical Ethics and Health Policy and
of History and Sociology of Science
University of Pennsylvania



Joshua B. Plotkin, Ph.D.
Associate Professor of Biology (SAS),
Computer and Information Science (SEAS)
University of Pennsylvania



Mark C. Poznansky, M.D., Ph.D.
Associate Professor of Medicine
Harvard Medical School
Director - Vaccine and Immunotherapy Center
Infectious Diseases Medicine
Massachusetts General Hospital
Boston, MA



Professor Douglas R. Richman, M.D.
University of California San Diego and
VA San Diego Healthcare System
Distinguished Professor of Pathology and Medicine

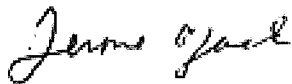
Director, Center for AIDS Research
Florence Seeley Riford Chair in AIDS Research
La Jolla, CA

A handwritten signature in black ink that reads "R. J. Roberts". The signature is written in a cursive style with a long horizontal stroke at the end.

Sir Richard Roberts, Ph.D., F.R.S.
1993 Nobel Laureate in Physiology or Medicine
Chief Scientific Officer, New England Biolabs
Boston, MA

A handwritten signature in black ink that reads "Lone Simonsen". The signature is written in a cursive style with a long horizontal stroke at the end.

Lone Simonsen, Ph.D.
Research Professor
Department of Global Health
George Washington University
Washington, DC

A handwritten signature in black ink that reads "Jerome A. Zack". The signature is written in a cursive style with a long horizontal stroke at the end.

Professor Jerome A. Zack, Ph.D.
Professor, Departments of Medicine, Microbiology,
Immunology & Molecular Genetics
Director, UCLA Center for AIDS Research
The David Geffen School of Medicine
University of California, Los Angeles

References

1. Herfst S, Schrauwen EJ, Linster M, *et al.* Airborne transmission of influenza A/H5N1 virus between ferrets. *Science*, June 2012.
2. Tharakaraman K, Raman R, Viswanathan K, *et al.* Structural determinants for naturally evolving H5N1 hemagglutinin to switch its receptor specificity. *Cell*, June 2013.
3. Imai M, Watanabe T, Hatta M, *et al.* Experimental adaptation of an influenza H5 HA confers respiratory droplet transmission to a reassortant H5 HA/H1N1 virus in ferrets. *Nature*, May 2012.
4. Zhang Y, Zhang Q, Kong H, *et al.* H5N1 hybrid viruses bearing 2009/H1N1 virus genes transmit in guinea pigs by respiratory droplet. *Science*, June 2013.
5. Lipsitch M, Plotkin JB, Simonsen L, Bloom BR. Evolution, safety, and highly pathogenic influenza viruses. *Science*, June 2012.
6. Hale P, Wain-Hobson S, May R. The dangerous folly of resuming avian flu research. *The Financial Times*, August 2012.
7. Lipsitch M, Bloom BR. Rethinking biosafety in research on potential pandemic pathogens. *mBio*, Sept./Oct. 2012.
8. Morse SS, Mazet JA, Woolhouse M, *et al.* Prediction and prevention of the next pandemic zoonosis. *Lancet*, December 2012.
9. Wain-Hobson S. H5N1 viral-engineering dangers will not go away. *Nature*, March 2013.
10. Holmes EC. What can we predict about viral evolution and emergence? *Current Opinions in Virology*, April 2013.
11. Morens DM, Taubenberger JK, Fauci AS. Pandemic influenza viruses: Hoping for the road not taken. *The New England Journal of Medicine*, June 2013.
12. Morens DM, Taubenberger JK, Fauci AS. H7N9 avian influenza A virus and the perpetual challenge of potential human pandemicity. *MBio*, July/August 2013.
13. Wain-Hobson S. Pandemic influenza viruses: Time to recognize our inability to predict the unpredictable and stop dangerous gain-of-function experiments. *EMBO Molecular Medicine*, November 2013.
14. Mahmoud A. Gain-of-function research: Unproven technique. *Science*, October 2013.
15. Rey F, Schwartz O, Wain-Hobson S. Gain-of function research: Unknown risks. *Science*, October 2013.
16. High-Containment Laboratories. United States Government Accountability Office, Washington, DC. Letter to Congressional Requesters, February 25, 2013. Available at: <http://www.gao.gov/assets/660/652308.pdf>. In 2010, 1,495 laboratories were registered with the U.S. Centers for Disease Control and Prevention (CDC) as cited in Jocelyn Kaiser, "Taking Stock of the Biodefense Boom," *Science*, Sept. 2, 2011. However, this is only an incomplete estimate of the total number of all high-containment laboratories in the United States since there are an undetermined number of laboratories that do not work with select agents.
17. CIDRAP (Center for Infectious Disease Research and Policy). Report: 395 mishaps at US labs risked releasing select agents. University of Minnesota, St. Paul, MN. Sept. 26, 2011. Available at: <http://www.cidrap.umn.edu/cidrap/content/bt/bioprep/news/sep2811accidents.html>
18. SARS case in Singapore linked to accidental laboratory contamination. World Health Organisation, SARS in Singapore, Update 2, Sept. 24, 2003. Available at: http://www.who.int/csr/don/2003_09_24/en/
19. Case of SARS reported in a laboratory research worker in Taiwan. *Euro Surveill.* 2003;7(51). Available at: <http://www.eurosurveillance.org/ViewArticle.aspx?ArticleId=2347>
20. Altmann LK. SARS's Second Act, Playing in Laboratories. *The New York Times*, May 18, 2004. Available at: <http://www.nytimes.com/2004/05/18/health/the-doctor-s-world-sars-s-second-act-playing-in-laboratories.html>

21. Zimmer SM, Burke DS. Historical perspective – Emergence of influenza A (H1N1) viruses. *N Engl J Med*, July, 2009.
22. Fouchier RA, Kawaoka Y, Cardona C, *et al.* Gain-of-function experiments on H7N9. *Nature*, August 2013.
23. Nature editorial. Vigilance needed: Experiments that make deadly pathogens more dangerous need the utmost scrutiny. *Nature*, January 2013.
24. Lloyd's. Pandemic Potential Insurance Impacts. Lloyd's Emerging Risks Team Report. London, October 2008. Available at: www.lloyds.com/~media/lloyds/reports/emerging%20risk%20reports/er_pandemic_insurance_impacts_v2.pdf
25. Verikios G, Sullivan M, Stojanovski P, Giesecke J, Woo G. The global economic effects of pandemic influenza. Centre of Policy Studies and the Impact Project, Monash University, October 2011. Available at: www.monash.edu.au/policy/ftp/workpaper/g-224.pdf
26. RMS Life Risks. Influenza Pandemic Risk. Risk Management Solutions White Paper, London, January 2013. Available at: www.rms.com/.../papers/white-papers/rms-liferisks-whitepaper-influenza-pandemic-risk-jan-2013.pdf
27. Klotz L. Risk Assessment: The Human Fatality Burden of Gain of Function Flu Research. A report by The Center for Arms Control and Non-Proliferation, Washington, DC. September 2013. Available at: http://armscontrolcenter.org/publications/reports/risk_assessment_human_fatality_gain_of_function/
28. Merler S, Ajelli M, Fumanelli L, Vespignani A. Containing the accidental laboratory escape of potential pandemic influenza viruses. *BMC Medicine*, November 2013. Available at: <http://www.biomedcentral.com/1741-7015/11/252>

About the Foundation

The Foundation for Vaccine Research is an international NGO with strong European roots based in Washington, DC, dedicated to advancing vaccine research and development globally against infectious diseases, including pandemic influenza. The Foundation has been heavily engaged in the H5N1 influenza research controversy since it erupted in late 2011. The Foundation was one of the organizers and the moving force behind a 2-day international symposium, "H5N1 Research: Biosafety, Biosecurity and Bioethics," at the Royal Society in London in April 2012, which was the first and remains the largest meeting convened to date on the topic and one of the few open to the public and webcast live (<http://royalsociety.org/events/2012/viruses/>). The Foundation is independent of any organization or special interest group and does not accept money from industry or government.