

Vivid London

The 12 finest works of radical French artist André Derain are to be displayed as a group for the first time at Somerset House in London.

Hot on the heels of Henri Matisse and Claude Monet, Derain broke traditional conventions of painting in the early 1900s and was part of a group branded Fauves, or wild beasts.

Derain took his uninhibited use of pure colour, spirited brushwork and overwhelming sense of energy to London in 1906, where he produced large-scale paintings of the city.

"Immense" was how Derain described the Thames. He produced a total of 30 canvases during his time in London, focusing in particular on the working life of the river, activity in the city's parks and streets, and historical sights and buildings. His work provides an intriguing glimpse of the period.


Derain produced no less than six views of Tower Bridge, one of the most popular tourist attractions in the city at the time. Waterloo Bridge displays dashes of


showering sunlight and shimmering water, and Barges on the Thames depicts the busy river traffic of the era alongside its wharves and banks.

The Parisian art dealer Ambroise Vollard bought Derain's entire London series but did not exhibit them as a group. Although they have been included in general exhibitions on Fauvism, they have never

before been the main focus of a museum exhibition. The 12 canvases are on loan from major museums such as the Musée d'Orsay in Paris and New York's MoMA.

A visit to this exhibition will take you back in time to a London well before glaring billboards, giant Ferris wheels, fast food chains and congested cars. Let Derain be your guide.





Autumn Diary

British Dental Trade Association International Dental Showcase 2005

Date: 6-8 October
Venue: NEC Birmingham
Tel: 0870 241 3365
Website: www.dentalshowcase.com

ONG Regional Autumn Study Day

Date: 12 November
Venue: Danum Hotel, Doncaster
Email: saracalder1@aol.com
Website: www.orthodontic-ong.co.uk

BDHA Oral Health Conference AGAM

Date: 18-19 November
Venue: Bournemouth International
Conference Centre

Tel: 0870 243 0752
Email: enquiries@bdha.org.uk
Website: www.bdha.org.uk

The British Dental Receptionist's Association Conference 2006

Date: 4 March 2006
Venue: Blackpool
Tel: 0870 080 1924
Email: gemma@bdra.org.uk
Website: www.bdra.co.uk

The Orthodontic Technician's Association Annual Conference 2006

Date: 17-19 March 2006
Venue: The Hilton Hotel, Blackpool
Tel: 01524 583410
Email: paul.a.mallett@btinternet.com
Website: www.orthota.co.uk

What: André Derain:
The London Paintings

When: Daily 10.00-18.00
27 October 2005 –
22 January 2006

Where: Courtauld Institute of
Art, London

Web: www.somerset-
house.org.uk


How much: (Included in admission
to permanent
collection)
£5 adults,
£4 concessions,
free on Mondays
10.00-14.00,
free for under 18s
and full-time students
at all times.

Tel: 020 7848 2526

(Above left) Waterloo Bridge, 1906-7;
(Above right) Barges on the Thames
(Southwark Bridge), 1906-7;
(Bottom left) Regent Street, 1906-7.

Book review

*Radiography and
radiology for
dental nurses,*
Eric Whaites
Churchill
Livingstone 2005
Price £14.99
ISBN
0443102139



As a dental nurse with a dental radiography post qualification, I felt that this book was a valuable tool. I am pleased to see that at last there is a textbook specifically for dental nurses.

The book is easy to read with clear information. The physics part of the course is always the most difficult to understand, but chapters two and three are clear and concise. They underpin the knowledge that is necessary to understand the principle of radiation and the biological effects it can have on patients.

The illustrations give clear directions on positioning, although some of the pictures are slightly dated. This was disappointing as there have been so many changes to designs of radiography equipment.

I felt that the information on cephalometric tracing and implant assessment was interesting, but more relevant to orthodontic/implantology specialists than dental nurses.

I was particularly interested in the digital radiography chapter because I have little experience in this area.

Overall the book provides a comprehensive account of the knowledge a dental nurse needs to prepare for the examination. It is an essential read for all dental nurses contemplating taking the Certificate in Dental Radiography.

Kay Clark RDN
Dental Nurse Radiographer