

SCIENTIFIC REPORTS

OPEN

Copper-catalyzed Direct 2-Arylation of Benzoxazoles and Benzoimidazoles with Aryl Bromides and Cytotoxicity of Products

Received: 08 December 2016

Accepted: 26 January 2017

Published: 03 March 2017

Nan-Nan Jia^{1,2,*}, Xin-Chuan Tian^{2,*}, Xiao-Xia Qu², Xing-Xiu Chen², Ya-Nan Cao², Yun-Xin Yao², Feng Gao^{1,2} & Xian-Li Zhou¹

An efficient copper-catalyzed direct 2-arylation of benzoxazoles and benzoimidazoles with aryl bromides is presented. The CuI/PPh₃-based catalyst promotes the installation of various aryl and heteroaryl groups through a C-H activation process in good to excellent yields. The cytotoxicity of obtained 2-aryl benzoxazoles (benzoimidazoles) was also evaluated and 1-methyl-2-(naphthalen-1-yl) benzoimidazole showed potential cytotoxicity.

2-Arylbenzoxazoles are important heterocyclic motif widely found in bioactive molecules¹, pharmaceuticals² and natural products³. 2-Substituted benzoxazoles are also fundamental scaffolds to construct novel ligands^{4–7} and materials^{8,9}. As such, four main strategies for their preparation have been reported: (1) Transition metal-catalysed direct arylation of benzoxazoles with aryl halides^{10–16}; (2) Intermolecular cyclization of 2-aminophenol with aldehydes^{17–19}; (3) Intramolecular cyclization of halobenzanilides^{20,21}; and (4) Ring-opening-coupling-recyclization of benzoxazoles with aromatic aldehydes or benzoyl chloride^{22,23}. Among them, metal-catalysed direct arylation of C-H bond presents an economically attractive strategy to afford diverse 2-arylbenzoxazoles^{24–28}. Convenient electrophiles, especially aryl halogens (ArX, X = Cl, Br, I), have been employed as the most widely used arylating reagents owing to their commercial availability and substituted diversity^{29–32}.

Cross-coupling of benzoxazoles with aryl bromides catalysed by Palladium/Ligand system is an efficient protocol for the preparation of 2-arylbenzoxazoles^{33,34}. Besides that, aryl chlorides are also an alternative coupling partner under Pd/N-heterocyclic carbene catalytic system (Fig. 1A)³⁵. Except for noble metal Pd, cheap copper was found as qualified catalysis in the direct arylation of benzoxazoles with aryl iodides (Fig. 1B)^{11,12,36–39}. Although efficiency, the synthesis of 2-arylbenzoxazoles *via* transition metal-catalysed direct arylation reaction with aryl halides suffered from the usage of noble metal or/and expensive aryl iodide. Recently, two copper-catalyzed direct arylation processes of benzoxazoles with aryl bromides were reported. But the employment of complex ligand¹³ or pre-preparation of nano-copper catalysis¹⁴ limited their widely application. Previously, we reported a room-temperature Pd/Nixantphos catalysed direct 2-arylation of benzoxazoles with aryl bromides³⁴. In our continuous investigation on the metal catalysed synthesis 2-arylbenzoxazoles, we report a Cu/PPh₃-catalyzed direct 2-arylation of benzoxazoles with aryl bromides (Fig. 1C). At the same time, the cytotoxicity of afforded products is also tested.

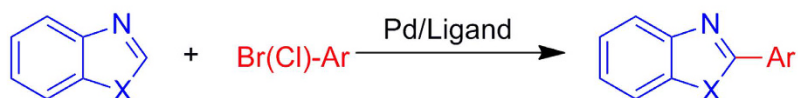
Results

We initiated the direct 2-arylation by testing six bases (LiOtBu, NaOtBu, KOtBu, Na₂CO₃, K₂CO₃, NaOH) in DMF at 135 °C for 8 hours under the CuI/PPh₃ (10 mol%/20 mol%) catalytic system, using benzoxazole (**1a**, 1.0 equiv.) and 1-bromo-4-*tert*-butylbenzene (**2a**, 1.2 equiv., Table 1, entries 1–6). Interestingly, all the bases can promote the direct arylation to furnish corresponding coupling products 2-(4-(*tert*-butyl)phenyl)benzoxazole (**3a**),

¹School of Life Science and Engineering, Southwest Jiaotong University, Chengdu 610031, P. R. China. ²Department of Chinese Traditional Herbal, Agronomy College, Sichuan Agriculture University, Chengdu 611130, P. R. China. *These authors contributed equally to this work. Correspondence and requests for materials should be addressed to F.G. (email: gaof@swjtu.edu.cn) or X.-L.Z. (email: zhoulx@swjtu.edu.cn)

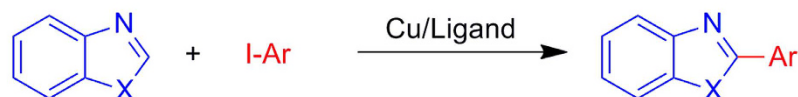
Previous works

A.



X = O or N-CH₃

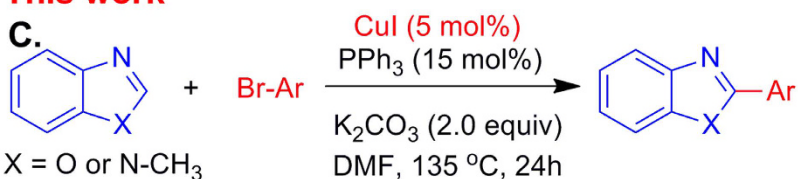
B.



X = O or N-CH₃

This work

C.



X = O or N-CH₃

Figure 1. Synthesis of 2-arylbenzoxazoles.

Entry	Cu source	Ligand	Base	Yields(%) ^b
1	CuI	Ph ₃ P	LiOtBu	5
2	CuI	Ph ₃ P	NaOtBu	18
3	CuI	Ph ₃ P	KOtBu	10
4	CuI	Ph ₃ P	Na ₂ CO ₃	75
5	CuI	Ph ₃ P	K ₂ CO ₃	88
6	CuI	Ph ₃ P	NaOH	43
7	CuI	Phen	K ₂ CO ₃	18
8	CuI	Xantphos	K ₂ CO ₃	trace
9	CuI	Nixantphos	K ₂ CO ₃	35
10	CuCl	Ph ₃ P	K ₂ CO ₃	10
11	Cu ₂ O	Ph ₃ P	K ₂ CO ₃	trace
12	Cu(OAc) ₂	Ph ₃ P	K ₂ CO ₃	trace
13 ^c	CuI	Ph ₃ P	K ₂ CO ₃	58
14 ^d	CuI	Ph ₃ P	K ₂ CO ₃	95 ^e

Table 1. Optimization of direct 2-arylation of benzoxazole (**1a**) with 1-bromo-4-tert-butylbenzene (**2a**)^a.

^aReaction conditions: **1a** (0.2 mmol), **1b** (0.24 mmol), base (0.6 mmol), Copper/Ligand (10 mol%/20 mol%), DMF (2.0 mL), 135 °C, 8 h. ^bYield determined by ¹H-NMR spectroscopy of the crude reaction mixture. ^cThis reaction was performed using **1a** (0.2 mmol), **1b** (0.24 mmol), K₂CO₃ (0.6 mmol), CuI/Ph₃P (5 mol%/15 mol%), DMF (2.0 mL), 135 °C, 8 h. ^dThis reaction was performed using **1a** (0.2 mmol), **1b** (0.24 mmol), K₂CO₃ (0.6 mmol), CuI/Ph₃P (5 mol%/15 mol%), DMF (2.0 mL), 135 °C, 24 h. ^eIsolated yield.

with K₂CO₃ affording the desired compound in 88% yield after 8 hours. Meanwhile, weaker base showed more efficiency than strong base, which suggested the pK_a of 2-H is reduced *via* the chelation of Cu ion with Nitrogen atom of benzoxazole. When the ligand was changed from PPh₃ to Phen (1,10-phenanthroline), Xantphos, or Nixantphos, the yields dropped dramatically (Table 1, entries 7–9). Screening of different copper sources in the arylation reaction indicated that only CuCl gave arylated product in 10% yield and Cu(II) almost cannot catalyse

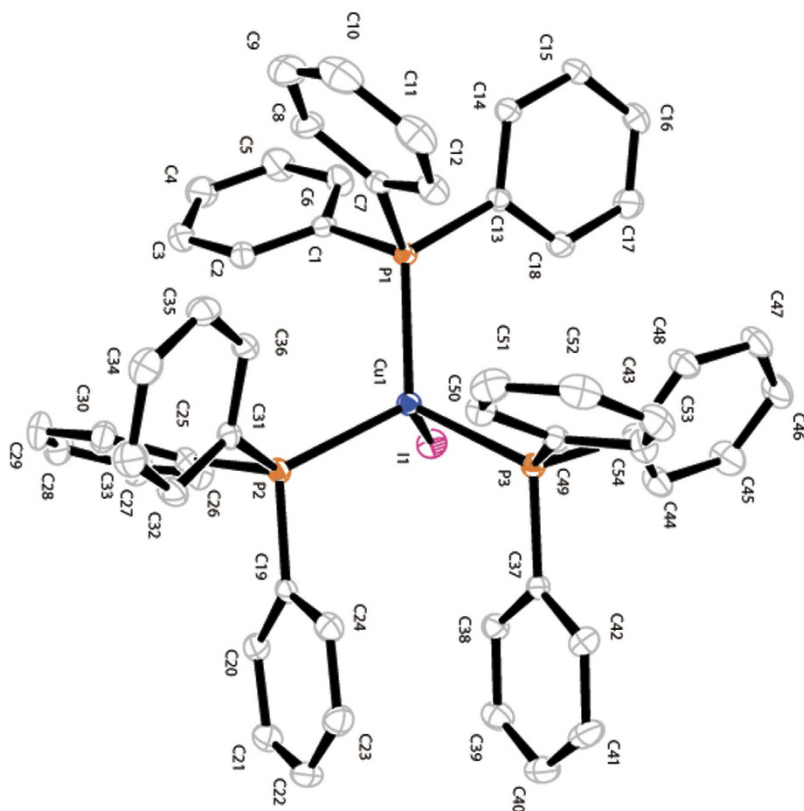


Figure 2. X-ray Structure of $\text{Cu}(\text{PPh}_3)_3\text{I}$ (**4**).

this coupling (Table 1, entries 10–12). Considering the Cu(I) need 3equiv. of PPh_3 to form stable $\text{Cu}(\text{PPh}_3)_3\text{I}$ complex, the loading of CuI/ PPh_3 was changed to 5 mol%/15 mol% and the ratio of **1a**:**2a** was changed to 1.2:1, the coupling product **3a** was afforded in 58% yield and unconverted benzoxazole **1a** was detected (Table 1, Entry 13). Prolonging the reaction time to 24 h, the desired product **3a** was isolated in 95% yield (Table 1, Entry 14). Finally, we found the combination of CuI (5 mol%), PPh_3 (15 mol%), and K_2CO_3 (2.0 equiv) in DMF at 135 °C under nitrogen for 24 h as the best conditions for the direct arylation.

With the best conditions in hand, we endeavoured to prepare air-stable $\text{Cu}(\text{PPh}_3)_3\text{I}$ complex (**4**) in gram scales firstly and apply them in the catalytic arylation reaction in order to simplify the operation process. $\text{Cu}(\text{PPh}_3)_3\text{I}$ complex (**4**) crystals were easy afforded *via* reaction of CuI (1.0 equiv.) with PPh_3 (3.0 equiv.) in anhydrous DMF at 45 °C for 3 h. The single crystal of $\text{Cu}(\text{PPh}_3)_3\text{I}$ complex (**4**) was resolved by X-ray diffraction for the first time (Fig. 2, CCDC 1497357). Unfortunately, stable $\text{Cu}(\text{PPh}_3)_3\text{I}$ complex (**4**) crystal showed weaker catalytic efficiency than newly prepared catalysis solution under the best conditions and afforded **3a** in 83% yield.

Based on the optimized arylation conditions (Table 1, entry 14), we examined a variety of aryl bromides in the cross-coupling process using newly prepared CuI/ PPh_3 solution as catalysis (Table 2). In general, the direct arylation of benzoxazole (**1a**) exhibited good yields with a range of aryl bromides. Electron neutral 1-bromo-4-*tert*-butylbenzene, the parent bromobenzene, and 2-bromonaphthalene furnished the desired products in 95, 92 and 98% yield, respectively. Aryl bromides bearing electron-donating methoxyl group led to the 2-(6-methoxynaphthalen-2-yl)benzoxazole (**3d**) in 88% yield. Electron withdrawing substituents (4-F, 4-Cl, 4- CF_3 , 3- CF_3 and 3-CN) on the aryl bromide were well tolerated, providing products in 78–94% yields. It is worth mentioning that pyridine bromides, such as 3-bromopyridine, 3-bromo-5-methylpyridine, 2-bromopyridine, 4-bromopyridine and 2-bromoquinoline, were excellent arylated reagents with benzoxazole to afford corresponding 2-pyridylbenzoxazoles (**3j–m**) in 82–92% yields. Moreover, 2-bromoquinoline, 3-bromoquinoline and 4-bromoquinoline were also excellent coupling partners with benzoxazole to give bioactive biheterocyclic products (**3n–p**) in 90%, 84%, and 82% yields. Sadly, furan and thiophene compounds cannot survive under the conditions owing to the high reaction temperature.

Having demonstrated the broad scope of the aryl bromides in the arylation reaction, we then briefly explored the coupling of 5-methoxybenzoxazole (**1b**) and 1-methyl-1*H*-benzimidazole (**1c**) with electron-withdrawing group substituted 1-bromo-4-chlorobenzene (**2f**), electron neutral 2-bromonaphthalene (**2c**), electron-donating group substituted 2-bromo-6-methoxynaphthalene (**2d**) and sterically hindered 1-bromonaphthalene (**2m**). To our delight, corresponding arylated products can be obtained in moderate to good yields (Table 3). We also tried the direct arylation of benzothiazole with aryl bromides under our optimized conditions but failed.

Benzoazole derivatives are a class of important heterocyclic compounds possessing remarkable and various biological activity^{1,2}. Therefore, the *in vitro* cytotoxicity of obtained 2-aryl benzoxazoles and benzimidazoles analogues against several human cancer cell lines was evaluated by classic MTT methods using paclitaxel as

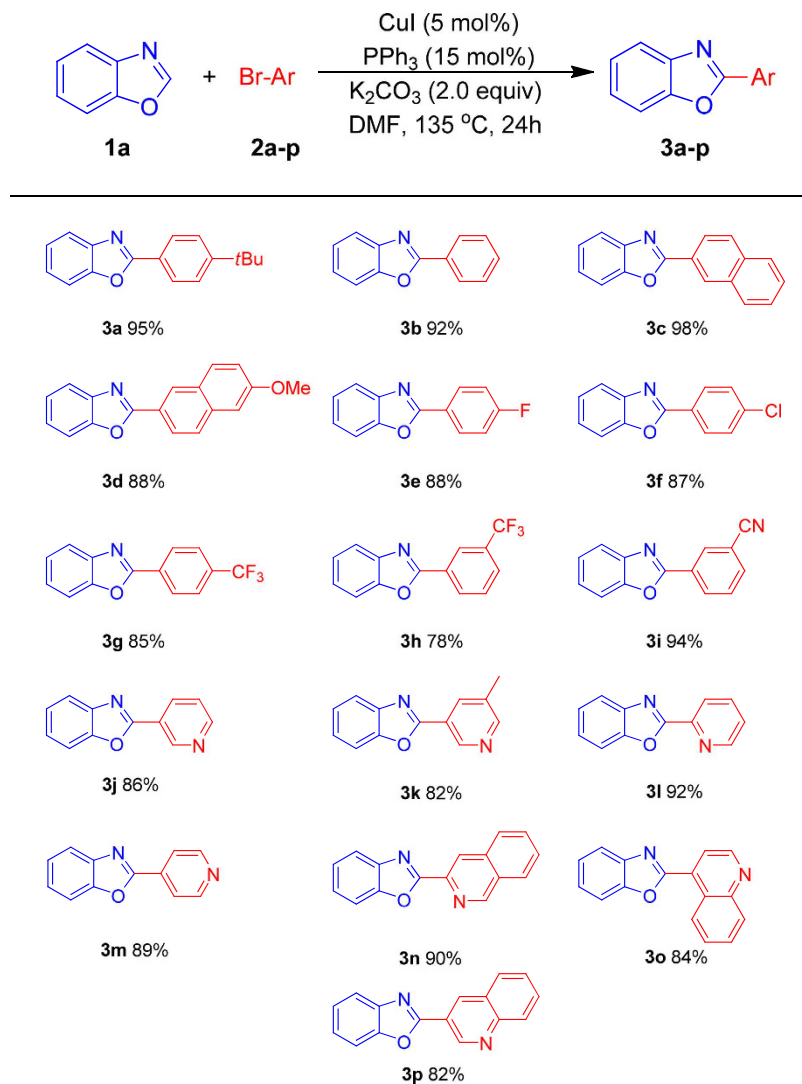


Table 2. Scope of aryl bromides in direct 2-arylation of benzoxazole 1a.

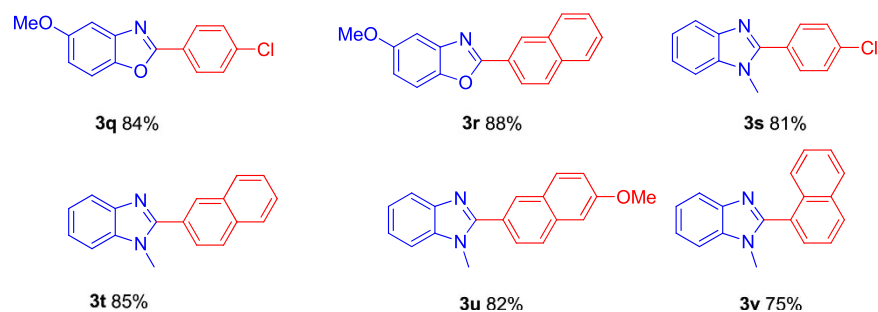
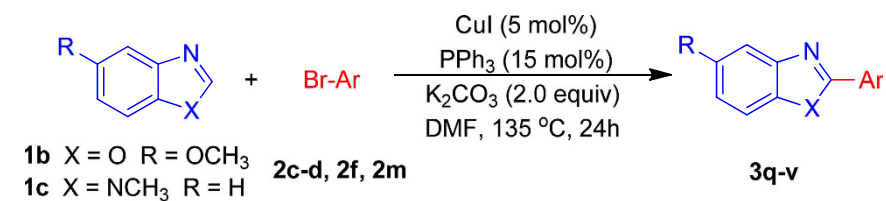


Table 3. Scope of azoles in direct 2-arylation with aryl bromides.

	IC ₅₀ (× 10 ⁻⁶ mol/L)				
	HCT-116	HepG2	BGC-823	NCI-H1650	A2780
3a	>10	>10	>10	>10	>10
3b	>10	>10	>10	>10	>10
3c	>10	>10	>10	>10	>10
3d	>10	>10	>10	>10	>10
3e	>10	>10	>10	>10	>10
3f	>10	>10	>10	>10	>10
3g	>10	>10	>10	>10	>10
3h	>10	>10	>10	>10	>10
3i	>10	>10	>10	>10	>10
3j	>10	>10	>10	>10	>10
3k	>10	>10	>10	>10	>10
3l	>10	>10	>10	>10	>10
3m	>10	>10	>10	>10	>10
3n	>10	>10	8.6	>10	>10
3o	>10	>10	9.4	>10	>10
3p	>10	>10	9.1	>10	>10
3q	>10	>10	>10	>10	>10
3r	>10	>10	>10	>10	>10
3s	>10	>10	>10	>10	>10
3t	>10	>10	6.5	>10	>10
3u	>10	>10	8.5	>10	>10
3v	>10	>10	9.2	>10	>10
Taxol	3.16 × 10 ⁻²	1.78 × 10 ⁻²	1.17 × 10 ⁻³	6.95 × 10 ⁻²	3.30 × 10 ⁻²

Table 4. Cytotoxicity of 2-aryl benzoxazoles (3a-o) and benzoimidazoles (3p-r) and paclitaxel *in vitro*. HCT-116: human colon cancer cell; HepG2: human liver cancer cell; BGC-823: human stomach cancer cell; NCI-H1650: human non-small cell lung cancer cell; A2780: human ovarian cancer cell.

positive control (Table 4). Interestingly, all the 2-arylbenzoxazoles exhibited totally inactivity except for quinolinylbenzoxazoles (3n–p) showing weak cytotoxicity against BGC-823. In contrast, most of 2-arylbenzoimidazoles (3t–v) displayed potential cytotoxicity against BGC-823 but inactivity of 2-(4-chlorophenyl)-1-methyl-1H-benzoimidazole (3s). Comprehensive analysing the structure-activity relationship (SAR) of 2-aryl benzoxazoles and benzoimidazoles, we can draw the conclusion that: 1) Nitrogen atom is the essential to keep the cytotoxicity. 2) Big substituted groups at C-2 position contribute to the increasing of cytotoxicity. Based on the preliminary SAR results, we will design, synthesis and biological evaluation more N-alkyl-2-heterocyclic aryl benzoimidazoles analogues in our continuous research.

Discussion

In summary, we have demonstrated a copper-catalysed direct 2-arylation of benzoxazoles and benzoimidazoles with aryl bromides. The cheap copper catalysis and PPh₃ ligand promoted the cross-coupling reaction in good to excellent yields with broad substrate scope, which provides a promising method for the synthesis of pharmacologically significant 2-aryl benzoxazoles and benzoimidazoles derivatives. Meanwhile, preliminary cytotoxicity and SAR results of afforded products will give important guideline in the medicinal chemistry community of azoles.

Methods

General Information. All reactions were conducted under an inert atmosphere of dry argon. All reagents were purchased from TCI and used without further purification. N,N-Dimethylformamide (DMF), toluene and xylene were dried through activated 4 Å Molecular Sieves under argon. 1,4-dioxane was dried through calcium hydride and tetrahydrofuran (THF) with sodium. Solvents were commercially available and used as received without further purification. Reactions were monitored by thin layer chromatography (TLC) on silica gel plates (GF 254) using UV light to visualize the course of the reactions. NMR spectra were obtained using a Bruker 400 MHz Fourier-transform NMR spectrometer. High resolution mass spectrometry (HRMS) data were obtained on a Waters LC-TOF mass spectrometer (model LCT-XE Premier) using chemical ionization (CI) or electrospray ionization (ESI) in positive or negative mode, depending on the analyze. Chemical shifts (δ) are reported in ppm with TMS as internal standard. Abbreviations for signal couplings are: s, singlet; d, doublet; t, triplet; m, multiplet.

General Procedure for the Cu-catalyzed arylation of benzoxazoles and benzoimidazoles. An oven-dried 10 mL reaction vial equipped with a stir bar was charged with benzoxazole (0.5 mmol) and K₂CO₃ (138.0 mg, 1.0 mmol, 2 equiv), and then sealed with a rubber stopper under an argon atmosphere. A solution (from a stock solution) of CuI (4.76 mg, 0.025 mmol) and PPh₃ (19.7 mg, 0.075 mmol) in 1 mL of dry DMF

was taken up by syringe and added to the reaction vial. Preparation of the stock solution from CuI (23.8 mg, 0.125 mmol) and PPh₃ (98.4 mg, 0.375 mmol) in 5 mL of dry DMF was stirred for 1 h at 135 °C under argon. Aryl bromide (0.6 mmol, 1.2 equiv) was added to the reaction mixture by syringe. Note that solid aryl bromides were added to the reaction vial prior to addition of K₂CO₃. The reaction mixture was stirred for 24 h at 135 °C, quenched with two drops of H₂O, diluted with 3 mL of ethyl acetate, and filtered over a pad of Na₂SO₄ and silica. The pad was rinsed with additional ethyl acetate, and the solution was concentrated *in vacuo*. The crude material was loaded onto a silica gel column and purified by flash chromatography.

Determination of cell viability by MTT assay. Cells were plated in the RPMI 1640 with 10% fetal calf serum media on 96-well plates in a total volume of 100 µL with a density of 1×10^4 cells mL⁻¹. Triplicate wells were treated with media and tested compounds. The plates were incubated at 37 °C in 5% CO₂ for 72 h. Cell viability was determined based on mitochondrial conversion of 3[4,5-dimethylthiazol-2-yl]-2,5-diphenyltetrazolium bromide (MTT, Sigma) to formazan. The amount of MTT converted to formazan is a sign of the number of viable cells. Each well was supplemented with 50 µL of a 1 mg mL⁻¹ solution of MTT in uncompleted media. The plates were incubated in 37 °C, 5% CO₂ for an additional 4 h. The media was carefully removed from each well and then 200 µL of DMSO was added. The plates were gently agitated until the reaction color was uniform and the OD₅₇₀ was determined using a microplate reader (Wellscan MK3, Labsystems Dragon). Microsoft[®] Excel 2010 was used to analyze data. Media-only treated cells served as the indicator of 100% cell viability. The 50% inhibitory concentration (IC₅₀) was defined as the concentration that reduced the absorbance of the untreated wells by 50% of the control in the MTT assay.

2-(4-tert-Butylphenyl)benzoxazole (3a). White solid (119 mg, 95% yield); ¹H NMR (400 MHz, CDCl₃): δ = 8.22 (d, *J* = 8.5 Hz, 2H), 7.81–7.79 (m, 1H), 7.62–7.57 (m, 3H), 7.38–7.36 (m, 2H), 1.40 (s, 9H) ppm; ¹³C NMR (100 MHz, CDCl₃): δ = 163.3, 155.1, 150.7, 142.2, 127.5, 125.9, 124.9, 124.5, 124.4, 119.9, 110.5, 35.1, 31.2 ppm. The ¹H and ¹³C NMR data for this compound match the literature data³⁴.

2-Phenylbenzoxazole (3b). White solid (89 mg, 92% yield); ¹H NMR (400 MHz, CDCl₃): δ = 8.30–8.28 (m, 2H), 7.82–7.80 (m, 1H), 7.63–7.60 (m, 1H), 7.57–7.55 (m, 3H), 7.40–7.37 (m, 2H) ppm; ¹³C NMR (100 MHz, CDCl₃): δ = 163.1, 150.8, 142.1, 131.5, 128.9, 127.6, 127.2, 125.1, 124.6, 120.0, 110.6 ppm. The ¹H and ¹³C NMR data for this compound match the literature data³⁴.

2-(Naphthalen-2-yl)benzoxazole (3c). Yellow solid (120 mg, 98% yield); ¹H NMR (400 MHz, CDCl₃): δ = 8.80 (s, 1H), 8.34 (dd, *J* = 8.6 Hz, 1.7 Hz, 1H), 8.02–7.98 (m, 2H), 7.92–7.90 (m, 1H), 7.85–7.83 (m, 1H), 7.66–7.58 (m, 3H), 7.41–7.39 (m, 2H) ppm; ¹³C NMR (100 MHz, CDCl₃): δ = 163.2, 150.9, 142.2, 134.8, 133.0, 129.0, 128.8, 128.2, 127.9, 127.8, 126.9, 125.2, 124.7, 124.4, 124.0, 120.1, 110.6 ppm. The ¹H and ¹³C NMR data for this compound match the literature data³⁴.

2-(6-Methoxynaphthalen-2-yl)benzoxazole (3d). Yellow solid (121 mg, 88% yield); ¹H NMR (400 MHz, CDCl₃): δ = 8.68 (s, 1H), 8.27 (dd, *J* = 8.6 Hz, 1.6 Hz, 1H), 7.88–7.80 (m, 3H), 7.62–7.60 (m, 1H), 7.38–7.36 (m, 2H), 7.22 (dd, *J* = 8.9 Hz, 2.5 Hz, 1H), 7.16 (s, 1H), 3.94 (s, 3H) ppm; ¹³C NMR (100 MHz, CDCl₃): δ = 163.5, 159.2, 150.8, 142.3, 136.3, 130.5, 128.4, 128.0, 127.5, 124.9, 124.6, 124.6, 122.2, 119.8, 119.8, 110.5, 105.9, 55.4 ppm. HRMS calculated for C₁₈H₁₄NO₂, 276.1025, found 276.1038, [M+H]⁺.

2-(4-Fluorophenyl)benzoxazole (3e). Yellow solid (93.7 mg, 88% yields); ¹H NMR (400 MHz, CDCl₃): δ = 8.30–8.27 (m, 2H), 7.80–7.78 (m, 1H), 7.61–7.59 (m, 1H), 7.39–7.37 (m, 2H), 7.26–7.22 (m, 2H) ppm; ¹³C NMR (100 MHz, CDCl₃): δ = 164.8 (d, *J* = 252.8 Hz), 162.2, 150.8, 142.1, 129.9 (d, *J* = 8.9 Hz), 125.2, 124.7, 123.5, 120.0, 116.2 (d, *J* = 22.2 Hz), 110.6 ppm. The ¹H and ¹³C NMR data for this compound match the literature data³⁴.

2-(4-Chlorophenyl)benzoxazole (3f). White solid (99.6 mg, 87% yield); ¹H NMR (400 MHz, CDCl₃): δ = 8.19 (d, *J* = 8.7 Hz, 2H), 7.80–7.78 (m, 1H), 7.60–7.58 (m, 1H), 7.52–7.50 (d, *J* = 8.7 Hz, 2H), 7.39–7.37 (m, 2H) ppm; ¹³C NMR (100 MHz, CDCl₃): δ = 162.1, 150.8, 142.0, 137.8, 129.3, 128.9, 125.7, 125.4, 124.87, 120.1, 110.6 ppm. The ¹H and ¹³C NMR data for this compound match the literature data³⁴.

2-(4-(Trifluoromethyl)phenyl)benzoxazole (3g). White solid. (111.7 mg, 85% yield); ¹H NMR (400 MHz, CDCl₃): δ = 8.39 (d, *J* = 8.1 Hz, 2H), 7.84–7.80 (m, 3H), 7.65–7.62 (m, 1H), 7.43–7.41 (m, 2H) ppm; ¹³C NMR (100 MHz, CDCl₃): δ = 161.5, 150.9, 141.9, 133.0 (m, *J* = 32.8 Hz), 130.5, 127.9, 125.9 (m, *J* = 3.8 Hz), 125.8, 125.0, 122.4, 120.4, 110.8 ppm. The ¹H and ¹³C NMR data for this compound match the literature data³⁶.

2-(3-(trifluoromethyl)phenyl)benzoxazole (3h). White solid (102.5 mg, 78% yield); ¹H NMR (400 MHz, CDCl₃): δ = 8.55 (s, 1H), 8.44 (d, *J* = 7.8 Hz, 1H), 7.83–7.80 (m, 2H), 7.70–7.62 (m, 2H), 7.42–7.40 (m, 2H) ppm; ¹³C NMR (100 MHz, CDCl₃): δ = 161.5, 150.8, 141.9, 131.6 (m, *J* = 32.7 Hz), 130.6, 129.5, 128.0, 127.9 (dd, *J* = 7.3 Hz, 3.6 Hz), 125.7, 124.9, 124.5 (m, *J* = 3.8 Hz), 122.4, 120.3, 110.8 ppm. The ¹H and ¹³C NMR data for this compound match the literature data³⁴.

3-(benzoxazol-2-yl)benzotrile (3i). White solid (103.4 mg, 94% yield); ¹H NMR (400 MHz, CDCl₃): δ = 8.55 (s, 1H), 8.48 (d, *J* = 8.0 Hz, 1H), 7.83–7.81 (m, 2H), 7.69–7.65 (t, *J* = 8.0 Hz, 1H), 7.64–7.62 (m, 1H), 7.44–7.41 (m, 2H) ppm; ¹³C NMR (100 MHz, CDCl₃): δ = 160.6, 150.8, 141.8, 134.4, 131.4, 131.0, 129.9, 128.6, 126.0, 125.1, 120.5, 117.9, 113.5, 110.9 ppm. The ¹H and ¹³C NMR data for this compound match the literature data⁴⁰.

2-(pyridin-3-yl)benzoxazole (3j). White solid (84.2 mg, 86% yield); ¹H NMR (400 MHz, CDCl₃): δ = 9.46 (s, 1H), 8.75 (dd, *J* = 4.8 Hz, 1.5 Hz, 1H), 8.49 (d, *J* = 8.0 Hz, 1H), 7.79–7.77 (m, 1H), 7.60–7.58 (m, 1H), 7.46–7.44

(m, 1H), 7.38–7.36 (m, 2H) ppm; ^{13}C NMR (100 MHz, CDCl_3): δ = 160.6, 152.0, 150.7, 148.8, 141.8, 134.7, 125.7, 124.9, 123.7, 123.6, 120.3, 110.8 ppm. The ^1H and ^{13}C NMR data for this compound match the literature data⁴¹.

2-(5-methylpyridin-3-yl)benzoxazole (3k). White solid (86.1 mg, 82% yield); m.p. = 110–112 °C; ^1H NMR (400 MHz, CDCl_3): δ = 9.28 (s, 1H), 8.60 (s, 1H), 8.34 (s, 1H), 7.80–7.79 (m, 1H), 7.63–7.60 (m, 1H), 7.40–7.38 (m, 2H), 2.46 (s, 3H) ppm; ^{13}C NMR (100 MHz, CDCl_3): δ = 161.0, 152.7, 150.7, 146.0, 141.8, 135.1, 133.5, 125.6, 124.9, 123.0, 120.2, 110.8, 18.4 ppm; IR (thin film): 3116, 1560, 1529, 1454, 1441, 1244, 1201, 1118, 1015, 819 cm^{-1} ; HRMS calculated for $\text{C}_{13}\text{H}_{11}\text{N}_2\text{O}$, 211.0871, found 211.0882, $[\text{M}+\text{H}]^+$.

2-(pyridin-2-yl)benzoxazole (3l). White solid (90.0 mg, 92% yield); ^1H NMR (400 MHz, CDCl_3): δ = 8.80 (s, 2H), 8.34 (d, J = 8.0 Hz, 1H), 7.87 (t, J = 8.0 Hz, 1H), 7.84–7.78 (m, 1H), 7.68–7.58 (m, 1H), 7.46–7.34 (m, 3H) ppm; ^{13}C NMR (100 MHz, CDCl_3): δ = 161.4, 151.0, 150.3, 146.0, 141.7, 137.0, 126.0, 125.5, 124.9, 123.4, 120.6, 111.2 ppm. The ^1H and ^{13}C NMR data for this compound match the literature data¹⁰.

2-(pyridin-4-yl)benzoxazole (3m). Yellow solid (87.2 mg, 89% yield); ^1H NMR (400 MHz, CDCl_3): δ = 8.8 (s, 2H), 8.08 (d, J = 6.0 Hz, 1H), 7.85–7.79 (m, 1H), 7.65–7.58 (m, 1H), 7.48–7.36 (m, 2H) ppm; ^{13}C NMR (100 MHz, CDCl_3): δ = 160.6, 150.9, 150.7, 141.7, 134.3, 126.3, 125.1, 121.0, 120.7, 110.9 ppm. The ^1H and ^{13}C NMR data for this compound match the literature data¹⁰.

2-(isoquinolin-3-yl)benzoxazole (3n). Yellow solid (110.7 mg, 90% yield); ^1H NMR (400 MHz, CDCl_3): δ = 8.48 (d, J = 8.4 Hz, 1H), 8.36 (d, J = 8.4 Hz, 2H), 7.89 (t, J = 8.4 Hz, 2H), 7.82 (dt, J_1 = 8.4 Hz, J_2 = 1.6 Hz, 1H), 7.78–7.71 (m, 1H), 7.68–7.62 (m, 1H), 7.50–7.41 (m, 2H) ppm; ^{13}C NMR (101 MHz, CDCl_3): δ = 161.6, 151.3, 148.1, 145.9, 141.8, 137.3, 130.4, 130.3, 128.7, 128.1, 127.7, 126.3, 125.0, 120.8, 120.3, 111.5 ppm. The ^1H and ^{13}C NMR data for this compound match the literature data¹⁰.

2-(Quinolin-4-yl)benzoxazole (3o). Yellow solid (103.3 mg, 84% yield); ^1H NMR (400 MHz, CDCl_3): δ = 9.46 (d, J = 6.8 Hz, 1H), 9.43 (s, 1H), 9.36 (s, 1H), 8.06 (d, J = 6.8 Hz, 1H), 7.91 (t, J = 6.8 Hz, 1H), 7.89–7.85 (m, 1H), 7.71 (t, J = 6.8 Hz, 1H), 7.69–7.63 (m, 1H), 7.46–7.37 (m, 2H) ppm; ^{13}C NMR (101 MHz, CDCl_3): δ = 161.0, 155.6, 150.1, 145.2, 142.0, 132.8, 132.2, 128.4, 128.3, 127.9, 125.7, 125.6, 124.7, 120.3, 117.8 ppm. The ^1H and ^{13}C NMR data for this compound match the literature data³⁴.

3-Benzoxazol-2-ylquinoline (3p). Yellow solid (100.8 mg, 82% yield); ^1H NMR (400 MHz, CDCl_3): δ = 9.75 (s, 1H), 9.00 (s, 1H), 8.20 (d, J = 8.5 Hz, 1H), 7.98 (d, J = 7.9 Hz, 1H), 7.86–7.81 (m, 2H), 7.67–7.63 (m, 2H), 7.43–7.41 (m, 2H) ppm; ^{13}C NMR (100 MHz, CDCl_3): δ = 161.0, 150.8, 149.1, 148.6, 141.9, 135.3, 131.3, 129.6, 128.7, 127.7, 127.2, 125.7, 125.0, 120.4, 120.3, 110.8 ppm. The ^1H and ^{13}C NMR data for this compound match the literature data⁴².

2-(4-Chlorophenyl)-5-methoxybenzoxazole (3q). Yellow solid (108.7 mg, 84% yield); m.p. = 120–121 °C; ^1H NMR (400 MHz, CDCl_3): δ = 8.18 (d, J = 8.7 Hz, 2H), 7.53–7.46 (m, 3H), 7.27 (d, J = 2.5 Hz, 1H), 7.00–6.97 (m, 1H), 3.90 (s, 3H) ppm; ^{13}C NMR (100 MHz, CDCl_3): δ = 162.8, 157.5, 145.4, 142.8, 137.7, 129.3, 128.7, 125.8, 114.0, 110.8, 102.9, 56.0 ppm. IR (thin film): 1626, 1567, 1468, 1322, 1234, 1155, 998, 816 cm^{-1} ; HRMS calculated for $\text{C}_{14}\text{H}_{11}\text{ClNO}_2$, 260.0478, found 260.0482, $[\text{M}+\text{H}]^+$.

5-Methoxy-2-(naphthalen-2-yl)benzoxazole (3r). Yellow solid (121 mg, 88% yield); m.p. = 136–137 °C; ^1H NMR (400 MHz, CDCl_3): δ = 8.78 (s, 1H), 8.32 (dd, J = 8.6 Hz, 1.6 Hz, 1H), 8.02–7.91 (m, 3H), 7.63–7.57 (m, 2H), 7.52 (d, J = 8.9 Hz, 1H), 7.32 (d, J = 2.5 Hz, 1H), 7.00 (dd, J = 8.9 Hz, 2.5 Hz, 1H), 3.92 (s, 3H) ppm; ^{13}C NMR (100 MHz, CDCl_3): δ = 164.0, 157.5, 145.6, 143.1, 134.7, 133.0, 128.9 (d, J = 18.3 Hz), 128.0–127.7 (m), 126.9, 124.5, 123.9, 113.8, 110.7, 102.9, 56.0 ppm. IR (thin film): 3081, 3005, 1565, 1502, 1437, 1409, 1325, 1211, 1006, 867 cm^{-1} ; HRMS calculated for $\text{C}_{18}\text{H}_{14}\text{NO}_2$, 276.1025, found 276.1029, $[\text{M}+\text{H}]^+$.

2-(4-Chlorophenyl)-1-methyl-1H-benzimidazole(3s). White solid (98 mg, 81% yield) as a. ^1H NMR (400 MHz, CDCl_3): δ = 7.85–7.83 (m, 1H), 7.73 (d, J = 8.6 Hz, 2H), 7.52 (d, J = 8.6 Hz, 2H), 7.41–7.39 (m, 1H), 7.36–7.33 (m, 2H), 3.86 (s, 3H) ppm; ^{13}C NMR (100 MHz, CDCl_3): δ = 152.6, 142.9, 136.6, 136.0, 130.7, 129.0, 128.7, 123.1, 122.7, 119.9, 109.7, 31.7 ppm. The ^1H and ^{13}C NMR data for this compound match the literature data⁴³.

1-Methyl-2-(naphthalen-2-yl)-1H-benzimidazole (3t). Yellow solid (109.6 mg, 85% yield); m.p. = 129–130 °C; ^1H NMR (400 MHz, CDCl_3): δ = 8.28 (s, 1H), 8.02 (d, J = 8.5 Hz, 1H), 7.98–7.90 (m, 4H), 7.61–7.58 (m, 2H), 7.46–7.44 (m, 1H), 7.38–7.36 (m, 2H), 3.95 (s, 3H) ppm; ^{13}C NMR (100 MHz, CDCl_3): δ = 153.8, 143.1, 136.7, 133.6, 133.0, 129.4, 128.6, 128.5, 127.9, 127.6, 127.3, 126.8, 126.4, 122.9, 122.6, 119.9, 109.7, 31.9 ppm. IR (thin film): 1738, 1567, 1133, 1006, 748 cm^{-1} ; HRMS calculated for $\text{C}_{18}\text{H}_{15}\text{N}_2$, 259.1235, found 259.1239, $[\text{M}+\text{H}]^+$.

2-(6-Methoxynaphthalen-2-yl)-1-methyl-1H-benzimidazole (3u). Yellow solid (118.0 mg, 82% yield); m.p. = 131–132 °C; ^1H NMR (400 MHz, CDCl_3): δ = 8.20 (s, 1H), 7.91–7.85 (m, 4H), 7.44–7.42 (m, 1H), 7.37–7.34 (m, 2H), 7.26–7.22 (m, 2H), 3.98 (s, 3H), 3.94 (s, 3H) ppm; ^{13}C NMR (100 MHz, CDCl_3): δ = 158.7, 154.0, 143.1, 136.7, 135.1, 130.1, 129.2, 128.5, 127.3, 126.9, 125.3, 122.7, 122.5, 119.8, 119.7, 109.6, 105.7, 55.4, 31.9 ppm. IR (thin film): 1622, 1514, 1433, 1401, 1206, 1148, 1118, 1006, 804 cm^{-1} ; HRMS calculated for $\text{C}_{19}\text{H}_{17}\text{N}_2\text{O}$, 289.1341, found 289.1349, $[\text{M}+\text{H}]^+$.

1-Methyl-2-(naphthalen-1-yl)-1H-benzimidazole (3v). White solid (96.7 mg, 75% yield); ^1H NMR (400 MHz, CDCl_3): δ = 8.05 (d, J = 8.2 Hz, 1H), 7.98 (d, J = 7.6 Hz, 1H), 7.94–7.92 (m, 1H), 7.75 (d, J = 8.3 Hz, 1H), 7.71 (dd, J = 7.0 Hz, 1.2 Hz, 1H), 7.65–7.61 (m, 1H), 7.59–7.48 (m, 3H), 7.42–7.39 (m, 2H), 3.65 (s, 3H) ppm; ^{13}C NMR (100 MHz, CDCl_3): δ = 152.9, 143.2, 135.9, 133.6, 132.2, 130.3, 128.9, 128.5, 127.8, 127.2, 126.4, 125.5, 125.1, 122.9, 122.4, 120.1, 109.6, 31.1 ppm. The ^1H and ^{13}C NMR data for this compound match the literature data⁴⁴.

References

- Demmer, C. S. & Bunch, L. Benzoxazoles and oxazolopyridines in medicinal chemistry studies. *Eur. J. Med. Chem.* **97**, 778–785 (2015).
- Yusuf, S. *et al.* Telmisartan to Prevent Recurrent Stroke and Cardiovascular Events. *New Engl. J. Med.* **359**, 1225–1237 (2008).
- Jin, Z. Muscarine, imidazole, oxazole, and thiazole alkaloids. *Nat. Prod. Rep.* **28**, 1143–1191 (2011).
- Enquist, J. A. Jr. & Stoltz, B. M. The total synthesis of (-)-cyanthiwigin F by means of double catalytic enantioselective alkylation. *Nature*. **453**, 1228–1231 (2008).
- Holder, J. C. *et al.* Mechanism and Enantioselectivity in Palladium-Catalyzed Conjugate Addition of Arylboronic Acids to β -Substituted Cyclic Enones: Insights from Computation and Experiment. *J. Am. Chem. Soc.* **135**, 14996–15007 (2013).
- Reeves, C. M., Eidamshaus, C., Kim, J. & Stoltz, B. M. Enantioselective construction of α -quaternary cyclobutanones by catalytic asymmetric allylic alkylation. *Angew. Chem. Int. Edit.* **52**, 6718–6721 (2013).
- Haneda, S., Gan, Z., Eda, K. & Hayashi, M. Ligand Effects of 2-(2-Pyridyl)benzazole–Pd Complexes on the X-ray Crystallographic Structures, ^1H NMR Spectra, and Catalytic Activities in Mizoroki–Heck Reactions. *Organometallics*. **26**, 6551–6555 (2007).
- Majumdar, K. C., Ghosh, T., Rao, D. S. S. & Prasad, S. K. Unsymmetrical tetracatenar liquid crystals containing 2-phenylbenzoxazole: Synthesis and characterisation. *Liq. Cryst.* **40**, 305–313 (2013).
- Chen, P. *et al.* New Mesogenic Compounds Containing a Terminal-Substituted Benzoxazole Unit. *Mol. Cryst. Liq. Cryst.* **592**, 44–62 (2014).
- Yan, X. M., Mao, X. R. & Huang, Z. Z. An efficient arylation of benzoxazoles with aryl bromides by a practical palladium-copper cocatalytic system. *Heterocycles*. **83**, 1371–1376 (2011).
- Han, Y. *et al.* Ligand-Free Copper Powder Catalyzed Direct Coupling Reaction of Heterocyclic C–H Bonds and Aryl Halides. *Synthesis*. **44**, 3027–3032 (2012).
- Zhang, W. *et al.* Nano CuO-catalyzed C–H functionalization of 1,3-azoles with bromoarenes and bromoalkenes. *Tetrahedron*. **70**, 6120–6126 (2014).
- Huang, H. J., Lee, W. C., Yap, G. P. A. & Ong, T. G. Synthesis and characterization of amino-NHC coinage metal complexes and application for C–H activation of caffeine. *Org. J. Organomet. Chem.* **761**, 64–73 (2014).
- Le, H. T. N., Nguyen, T. T., Vu, P. H. L., Truong, T. & Phan, N. T. S. Ligand-free direct C-arylation of heterocycles with aryl halides over a metal-organic framework $\text{Cu}_2(\text{BPDC})_2(\text{BPY})$ as an efficient and robust heterogeneous catalyst. *J. Mol. Catal. A-Chem.* **391**, 74–82 (2014).
- Mahuteau-Betzera, F. & Piguel, S. Synthesis and evaluation of photophysical properties of Series of π -conjugated oxazole dyes. *Tetrahedron Lett.* **54**, 3188–3193 (2013).
- Greaney, M. F. Copper catalysis in a blue light. *Science*. **351**, 666 (2016).
- Xiao, T., Xiong, S., Xie, Y., Dong, X. & Zhou, L. Copper-catalyzed synthesis of benzoxazoles *via* aerobic oxidative condensation of α -amino/mercaptan/hydroxyanilines with benzylamines. *RSC Adv.* **3**, 15592–15595 (2013).
- Sharma, H., Singh, N. & Jang, D. O. A ball-milling strategy for the synthesis of benzothiazole, benzimidazole and benzoxazole derivatives under solvent-free conditions. *Green Chem.* **16**, 4922–4930 (2014).
- Yang, D. *et al.* Magnetically recoverable and reusable CuFe_2O_4 nanoparticle-catalyzed synthesis of benzoxazoles, benzothiazoles and benzimidazoles using dioxygen as oxidant. *RSC Adv.* **4**, 17832–17839 (2014).
- Peng, J. S. *et al.* Copper-catalyzed intramolecular C–N bond formation: a straightforward synthesis of benzimidazole derivatives in water. *J. Org. Chem.* **76**, 716–719 (2010).
- Peng, J. S. *et al.* Direct transition-metal-free intramolecular C–O bond formation: synthesis of benzoxazole derivatives. *Org. Biomol. Chem.* **9**, 1225–1230 (2011).
- Khemnar, A. B. & Bhanage, B. M. Iron catalyzed efficient synthesis of 2-arylbenzothiazoles from benzothiazole and olefins using environmentally benign molecular oxygen as oxidant. *RSC Adv.* **4**, 8939–8942 (2014).
- Gao, Y., Song, Q., Cheng, G. & Cui, X. KI-catalyzed arylation of benzothiazoles from the coupling of aryl aldehydes with benzothiazoles in neat water. *Org. Biomol. Chem.* **12**, 1044–1047 (2014).
- Abdellaoui, F. *et al.* Palladium-Catalyzed Regioselective C–H Bond Arylations of Benzoxazoles and Benzothiazoles at the C7 Position. *ACS Catal.* **6**, 4248–4252 (2016).
- Kim, D. *et al.* Copper-Catalyzed Selective Arylations of Benzoxazoles with Aryl Iodides. *J. Org. Chem.* **80**, 3670–3676 (2015).
- Zhu, F., Tao, J. L. & Wang, Z. X. Palladium-Catalyzed C–H Arylation of (Benzo)oxazoles or (Benzo)thiazoles with Aryltrimethylammonium Triflates. *Org. Lett.* **17**, 4926–4929 (2015).
- Zhu, F. & Wang, Z. X. Palladium-Catalyzed Coupling of Azoles or Thiazoles with Aryl Thioethers via C–H/C–S Activation. *Org. Lett.* **17**, 1601–1604 (2015).
- Yang, F., Koeller, J. & Ackermann, L. Photoinduced Copper-Catalyzed C–H Arylation at Room Temperature. *Angew. Chem.* **128**, 4837 (2016).
- Xiao, L. W. *et al.* Progress in the Synthesis of 2-Substituted Benzoxazoles Derivatives. *Chin. J. Org. Chem.* **34**, 1048–1060 (2014).
- Zhu, N. *et al.* New Progress in the Synthesis of 2-Substituted-Benzothiazole Derivatives. *Chin. J. Org. Chem.* **33**, 1423–1436 (2013).
- Eom, M. S. *et al.* High-Throughput Screening Protocol for the Coupling Reactions of Aryl Halides Using a Colorimetric Chemosensor for Halide Ions. *Org. Lett.* **18**, 1720–1723 (2016).
- Lassalas, P., Marsais, F. & Hoarau, C. DMAP-Catalyzed Regal-Type Direct C-2 (Hetero)Arylation of Oxazoles and Thiazoles Derivatives with Acid Chlorides. *Synlett*. **24**, 2233–2240 (2013).
- Huang, J. K. *et al.* A highly efficient palladium/copper cocatalytic system for direct arylation of heteroarenes: an unexpected effect of $\text{Cu}(\text{Xantphos})\text{I}$. *J. Am. Chem. Soc.* **132**, 3674–3675 (2010).
- Gao, F., Kim, B. S. & Walsh, P. J. Room-temperature palladium-catalyzed direct 2-arylation of benzoxazoles with aryl and heteroaryl bromides. *Chem. Commun.* **50**, 10661–10664 (2014).
- Shen, X. B. *et al.* Direct C–H Bond Arylation of (Benzo)oxazoles with Aryl Chlorides Catalyzed by N-Heterocyclic Carbene–Palladium(II)–1-Methylimidazole Complex. *Org. Lett.* **16**, 1984–1987 (2014).
- Do, H. Q. & Daugulis, O. Copper-Catalyzed Arylation of Heterocycle C–H Bonds. *J. Am. Chem. Soc.* **129**, 12404–12405 (2007).
- Kawano, T., Yoshizumi, T., Hirano, K., Satoh, T. & Miura, M. Copper-mediated direct arylation of 1,3,4-oxadiazoles and 1,2,4-triazoles with aryl iodides. *Org. Lett.* **11**, 3072–3075 (2009).
- Yoshizumi, T. *et al.* Synthesis of 2,5-diaryloxazoles through van Leusen reaction and copper-mediated direct arylation. *Tetrahedron Lett.* **50**, 3273–3276 (2009).
- Huang, G. L. *et al.* Ligand-Free Copper-Catalyzed Regioselective C-2 Arylation of Imidazo[2,1-b]thiazoles. *Org. Lett.* **13**, 5224–5227 (2011).

40. Dong, J. J. *et al.* Carbonates: Eco-friendly Solvents for Palladium-Catalysed Direct Arylation of Heteroaromatics. *Green Chem.* **12**, 2053–2063 (2010).
41. Shibahara, F., Yamaguchi, E. & Murai, T. Direct multiple C–H bond arylation reaction of heteroarenes catalyzed by cationic palladium complex bearing 1,10-phenanthroline. *Chem. Commun.* **46**, 2471–2473 (2010).
42. Bayh, O. *et al.* Deprotonation of Benzoxazole and Oxazole Using Lithium Magnesates. *J. Org. Chem.* **70**, 5190–5196 (2005).
43. Tang, L., Guo, X., Yang, Y., Zha, Z. & Wang, Z. Gold nanoparticles supported on titanium dioxide: an efficient catalyst for highly selective synthesis of benzoxazoles and benzimidazoles. *Chem. Commun.* **50**, 6145–6148 (2014).
44. Liu, K. M., Liao, L. Y. & Duan, X. F. Iron catalyzed oxidative assembly of N-heteroaryl and aryl metal reagents using oxygen as an oxidant. *Chem. Commun.* **51**, 1124–1127 (2015).

Acknowledgements

Financial support from NSFC (No. 31570341) and Key Technology Program from Sichuan Province, China (No. 2015SZ0105) is greatly appreciated.

Author Contributions

F.G. and X.-L.Z. initiated and designed the project. S.H. contributed to study design, coordinated the project, and cytotoxicity assay. N.-N.J., X.-C.T., X.-X.Q. performed the synthesis of these compounds. X.-X.C. and Y.-X.Y. contributed to bioassay. Y.-N.C. helped with data analysis and manuscript preparation. All authors reviewed the manuscript.

Additional Information

Supplementary information accompanies this paper at <http://www.nature.com/srep>

Competing Interests: The authors declare no competing financial interests.

How to cite this article: Jia, N.-N. *et al.* Copper-catalyzed Direct 2-Arylation of Benzoxazoles and Benzoimidazoles with Aryl Bromides and Cytotoxicity of Products. *Sci. Rep.* **7**, 43758; doi: 10.1038/srep43758 (2017).

Publisher's note: Springer Nature remains neutral with regard to jurisdictional claims in published maps and institutional affiliations.



This work is licensed under a Creative Commons Attribution 4.0 International License. The images or other third party material in this article are included in the article's Creative Commons license, unless indicated otherwise in the credit line; if the material is not included under the Creative Commons license, users will need to obtain permission from the license holder to reproduce the material. To view a copy of this license, visit <http://creativecommons.org/licenses/by/4.0/>

© The Author(s) 2017