

SCIENTIFIC REPORTS

OPEN

Effects of long-term continuous cropping on soil nematode community and soil condition associated with replant problem in strawberry habitat

Received: 20 January 2016

Accepted: 04 July 2016

Published: 10 August 2016

Xingyue Li^{1,2}, Edwin E. Lewis³, Qizhi Liu¹, Heqin Li¹, Chunqi Bai¹ & Yuzhu Wang⁴

Continuous cropping changes soil physiochemical parameters, enzymes and microorganism communities, causing “replant problem” in strawberry cultivation. We hypothesized that soil nematode community would reflect the changes in soil conditions caused by long-term continuous cropping, in ways that are consistent and predictable. To test this hypothesis, we studied the soil nematode communities and several soil parameters, including the concentration of soil phenolic acids, organic matter and nitrogen levels, in strawberry greenhouse under continuous-cropping for five different durations. Soil pH significantly decreased, and four phenolic acids, i.e., p-hydroxybenzoic acid, ferulic acid, cinnamic acid and p-coumaric acid, accumulated with time under continuous cropping. The four phenolic acids were highly toxic to *Acroboloides* spp., the eudominant genus in non-continuous cropping, causing it to reduce to a resident genus after seven-years of continuous cropping. Decreased nematode diversity indicated loss of ecosystem stability and sustainability because of continuous-cropping practice. Moreover, the dominant decomposition pathway was altered from bacterial to fungal under continuous cropping. Our results suggest that along with the continuous-cropping time in strawberry habitat, the soil food web is disturbed, and the available plant nutrition as well as the general health of the soil deteriorates; these changes can be indicated by soil nematode community.

Continuous-cropping is a common practice in intensive agricultural production, particularly for horticultural crops. However, continuous-cropping can negatively affect soil fertility and physicochemical properties, leading a decline in crop productivity¹. Many crops, both perennial and annual, experience suppressed plant growth and decreased yield when repeatedly planted in the same site². This well-known phenomenon is called replant problem, the mechanisms of which are complex, and have been associated with multiple cultural practices, soil conditions and other environmental factors^{3–5}. These conditions are also often associated with accumulated populations of fungal pathogens and nematodes⁶.

Strawberry (*Fragaria ananassa* Duch.) is one of the typical annual plants and terribly threatened by replant problem when new seedlings are established on sites under continuous-cropping condition. Replant problem manifests in stunted growth, declined crop vigor, weak root systems, and drying foliage, all of which lead to low productivity and shortened economic life^{6,7}. For continuously cropped strawberry, replant problem has been attributed to biotic and abiotic factors, including accumulated phytotoxic allelochemical substrates^{8–10}, build-up of specific pathogenic microorganisms (fungi, bacteria and actinomycetes)^{11–14} and plant-parasitic nematodes^{15–17}, as well as unbalanced availability of plant nutrients and other declines in soil health (soil acidification, etc.).

¹Department of Entomology, China Agricultural University, Beijing 100193, China. ²Institute of Plant Protection, Sichuan Academy of Agricultural Science, Chengdu 610066, China. ³Department of Entomology & Nematology, University of California-Davis, Davis, CA 95616, United States. ⁴Institute of Pomology and Forestry, Beijing Academy of Agriculture and Forestry Sciences, Beijing 100093, China. Correspondence and requests for materials should be addressed to Q.-Z.L. (email: lqzzyx163@163.com)

Autotoxicity, a special form of allelopathy which is caused by phytotoxic allelochemical substances released by preceding plants of the same species, plays a significant role in replant problem^{18,19}. Phenolic acids, such as p-hydroxybenzoic and cinnamic acids, which exhibit the strongest inhibition of plant growth, have been detected in strawberry root exudates grown either hydroponically or in solid medium^{8,10,20}. When phenolic acids accumulate in soil, not only can the rhizosphere micro-ecosystem undergo complex changes, but soil enzyme activity and nutrient cycling may be affected as well^{21–24}.

Nematodes are of particular interest because they are ubiquitous in the soil environment and occupy key positions in soil food webs²⁵. As the most abundant groups of soil fauna, the soil nematode community includes genera at most trophic levels, and plays critical roles in controlling organic matter decomposition and nutrient cycling; thus affecting the availability of plant nutrients^{26,27}. Therefore, nematodes are ideal bioindicators for terrestrial ecosystems and their community structure can provide important insights regarding many aspects of ecosystem function²⁸. Since soil nematodes are food- and host-specific, and sensitive to anthropogenic disturbance, such as agricultural management activities^{29–31}, their populations and community structure can be directly and indirectly effected by soil perturbations. Furthermore, changes in the soil environment that affect the stability of soil ecosystems can be measured using an array of ecological indices calculated from nematode community structure, including diversity indices and functional indices^{32–34}. Specifically, Genus dominance (*Ig*) as well as Shannone-Weaver index (*H'*) may be used interchangeably to give the distribution of species abundance, and Trophic diversity index (*TD*) describes the diversity of functional groups within the nematode populations^{35–37}, despite the value scale differences. At the end of the last century, nematode families were classified along colonizer-persister (*cp*) continuum, and then nematode faunal analyses were modified including the development of an enrichment structure weighting system and nematode channel ratio (*NCR*)³⁸. The structure index and enrichment index were derived from weighted faunal analysis. *SI* is a measure of the number of trophic layers and potential for regulation of opportunists, whereas *EI* assesses food-web responses to available resources³³. Nematode faunal analysis provides a powerful tool for diagnosis of the complexity and status of soil food webs³⁹.

Although faunal analysis of nematode community structure can provide assessments of the structure, function, and probably the resilience of the soil ecosystem^{29,39}, they have not been employed to monitor the changes that take place in soil that undergoes continuously cropped strawberry. Here we suggest that using nematode community structure as biological indicator of soil health can improve our understanding of the causal agents of replant problem from the viewpoint of the soil ecosystem. This study was intended to explore parallels and differences in biodiversity and structure of the soil nematode community after different durations of continuous-cropping of strawberry.

Therefore, we studied the variation and common patterns in soil nematode communities and several parameters of soil, including the concentration of soil phenolic acids, organic matter and nitrogen levels, in five strawberry greenhouse sites under continuous-cropping for different durations. As one of the more integrated studies on replant soil so far, this work addresses the following questions:

- (i) What are the dominant nematode taxa in soil under continuous cropping of strawberry and do the dominant taxa change with time?
- (ii) How do continuous-cropping affect edaphic parameters, such as nutrient levels, soil pH, and phenolic acids in the strawberry habitat? Among different continuous-cropping durations, what are the main parameters structuring the patterns of soil nematode community?
- (iii) How do nematode community structure and biodiversity change with time in continuously cropped strawberry? Can the nematode community patterns and levels of diversity be used to predict and reflect the other soil changes?

Materials and Methods

Site descriptions. The experiment was conducted in strawberry farms in Haidian District, Beijing, China (38°54'N, 116°23'E). The average annual temperature is about 12.5°C, and the average precipitation is 628.9 mm during the growing season. Strawberries were planted in greenhouses and all the greenhouses were located in the same field with identical soil type (loam) according to China's soil classification retrieval system, and maintained under the same management practices. Five durations of continuous cropping were compared: non-continuous cropping (0-Y), two-years (2-Y), three-years (3-Y), five-years (5-Y) and seven-years (7-Y).

The experimental greenhouses were established following 18-years of peach cultivation. It was the first time to plant strawberry in the 0-Y greenhouses, while the greenhouses of other treatments had been used to plant strawberry for years respectively. Each greenhouse area was approximately 0.5–0.6 hm², holding 60–80 strawberry beds, each of which was 100 cm length × 40 cm width × 40 cm height. Strawberry seedlings were planted in two rows per bed with 15 cm between plants. Soil sampling was conducted in three strawberry farms as three replicates. One greenhouse was selected randomly in each farm for each treatment (continuous cropping-duration), that means five greenhouses were conducted per experimental farm.

Soil sampling. To monitor nematode populations, soil samples were taken four times during the strawberry growing seasons: Aug. 28, 2011 (Seedling period), Nov. 10, 2012 (Blooming period), Jan. 5, 2012 (Young fruiting period), and Feb. 12, 2012 (Fruit harvest period).

Three sub-plots were arranged in each greenhouse, and each sub-plot contained 9 beds with approximately 270 strawberry plants. Ten cores (5 cm diameter × 20 cm deep) were collected from each subplot with a soil auger (diameter, 25 mm) in a Z-pattern in each sub-plot, approximately 5 cm from the nearest strawberry plant to a depth of 20 cm. Thus, a total of 135 samples (3 replicates × 5 treatments × 3 greenhouses × 3 sub-plots) were

collected on each sampling date. Samples from the same greenhouse (three sub-plots) were pooled for each sampling date, mixed and sieved (2 mm) and stored in individual plastic bags. Samples were immediately transferred to a cold room maintained at 4 °C and processed within one week.

Soil environmental condition. The soil pH value was measured by glass electrode⁴⁰. Soil organic matter content was determined by burning dried soil in a muffle furnace at 490 °C for 8 h. Total nitrogen was measured colorimetrically following micro-Kjeldahl digestion⁴¹. Soil microbial biomass nitrogen (MBN) was extracted using the fumigation-extraction method and the corresponding soil extracts were measured using a TOC analyser (Multi C/N 3000, Analytik Jena, Germany), and were calculated as the differences in filtrates between the fumigated and unfumigated soil^{42,43}.

Extraction and identification of nematodes. Nematodes were extracted from 100 g of fresh soil of each sample, using a washing-sieving sugar flotation and centrifugation procedure, described by Courtney *et al.*⁴⁴. Extracted nematodes were killed at 60 °C and fixed in 5% Formalin acetic acid⁴⁵.

For each soil sample, 300–500 nematode individuals were identified to genus level using diagnostic keys^{46–48} under a Leica compound microscope (400×). Each nematode was assigned to one of the four trophic groups: bacterivores, fungivores, omnivores/predators, and herbivores⁴⁹.

Ecological indices. Nematode density was recorded as the total number of individuals per 100 g dry soil. We also calculated the following diversity indices: Genus dominance (Ig)³⁵, Trophic diversity index (TD)⁵⁰, Shannon-Weaver index (H')³⁶; and the following functional indices: Nematode channel ratio (NCR). Basal index (BI), Channel index (CI), Enrichment index (EI) and Structure index (SI)³³ which were used to assess soil food web status²⁶. Nematode genera were also assigned “c–p” values of 1–5, corresponding to their positions along the colonizer–persister continuum of their life histories^{29,51}.

Determination of Phenolic Acid Composition. Phenolic acids were extracted from soil by shaking with alkali⁵², and then measured by high-performance liquid chromatography (HPLC) at 245 nm, using Agilent 1100 LC/MSD Trap VL system (Agilent, USA) with a Symmetry[®] C₁₈ HPLC column. (2.1 mm × 10 cm × 3.5 μm). Additional confirmations of the identities of the extracted phenolic acids were obtained with paper chromatography and by UV spectral comparisons in ethanol and ethanol plus sodium hydroxide^{19,53}.

Nematicidal toxicity bioassay. Nematodes used in these bioassays (*Acrobeloides* spp. and *Rhabditis* spp.) were isolated from the soil samples, and cultured on NGM (nematode growth medium) plates according to Ferris⁵⁴. NGM plates were made as following steps: 3 g NaCl, 2.5 g Bacto-peptone (Difco) and 17 g Bacto-agar (Difco) were dissolved in 975 ml distilled water; after autoclaving, 1 ml cholesterol in ethanol (5 mg/ml), 1 ml M CaCl₂, 1 ml M MgSO₄ and 25 ml M potassium phosphate buffer (pH 6.0) are added in order⁵⁵.

Range-finding studies were run to determine the appropriate testing concentrations. A serial dilution of each of the four phenolic acids (five concentrations each) was prepared in distilled H₂O. Nematode suspensions (20 μl) containing 100 juveniles were transferred to vials to which 980 μl of the phenolic acid solution was added. The vials were stored at 25 °C. Dead nematodes were counted daily for 72 h. After the last count, the inactive juveniles were maintained in distilled H₂O for 24 h to test for their revival. Six repetitions for each treatment were performed using distilled H₂O as control. Each entire experiment was conducted three times.

Data analysis. The values of five treatments compared in this paper are the grand means from the samples of different periods during the strawberry growing season (3 replicates × 4 sampling times, 12 samples) with standard deviations. Data were analyzed by one-way ANOVA followed by Duncan's multiple range tests using the SPSS statistical software Version 17.0 (SPSS Inc., Chicago, IL, USA). Differences at the $P < 0.05$ level were considered to be statistically significant. Results of nematicidal toxicity bioassay for the four phenolic acids were subjected to probit analysis using the Probit Program V1.6.3 to determine LC₅₀ (median lethal concentration) values and their 95% confidence intervals (CI 95%)⁵⁶.

Redundancy analysis (RDA) was performed using CANOCO 4.5 software (Ithaca, NY, USA) to determine the relationships between soil nematode communities and environmental parameters, and the Monte Carlo permutation test ($n = 499$) was employed to determine the significance of first canonical axis and all canonical axes⁵⁷. Linear regression was performed in SPSS 17.0 software to determine relationships between soil nematode communities and environmental parameters.

Results

Soil environmental condition. Soil pH gradually decreased with the continuous planting strawberry, and the pH value in 7-Y was 10% lower than that in non-continuous plantings (Fig. 1a). The concentration of organic matter generally increased through the continuous cropping years (Fig. 1b). The total nitrogen concentration increased with continuous cropping years (Fig. 1c); nevertheless, the microbial biomass nitrogen did not show a similar increase. Indeed after 5 years, N levels did not change (Fig. 1d).

Phenolic acid composition. Four phenolic acids, i.e., p-hydroxybenzoic acid, ferulic acid, cinnamic acid and p-coumaric acid were detected in all soil samples with different years of continuous-cropping strawberry (Fig. 2). The content of p-hydroxybenzoic acid was the highest, cinnamic acid was the lowest ($P < 0.05$). As the years of continuous-cropping increased, the concentration of the four phenolic acids increased significantly ($P < 0.05$) in strawberry soil, especially for p-hydroxybenzoic acid (Fig. 2).

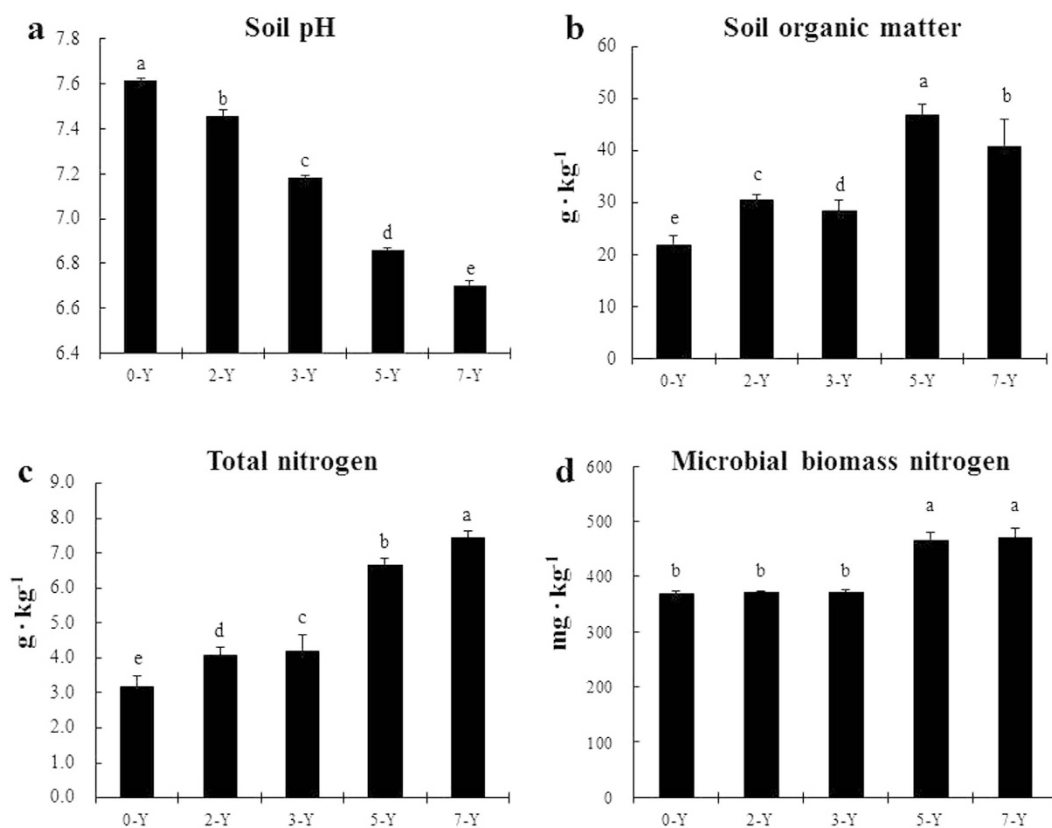


Figure 1. The effects of different years' continuous-cropping on strawberry soil properties such as soil pH (a), soil organic carbon concentration (g C kg^{-1} soil) (b), total soil nitrogen concentration (g N kg^{-1} soil) (c) and microbial biomass nitrogen ($\text{mg} \cdot \text{kg}^{-1}$) (d). Bars indicate standard deviation. Different letters indicate significant differences among different years of continuous cropping strawberry (ANOVA: Duncan test; $P < 0.05$).

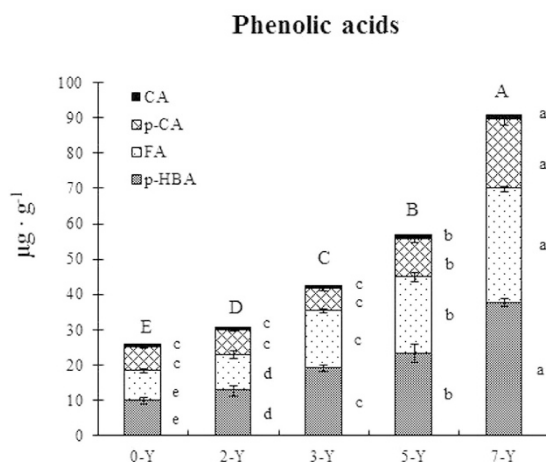


Figure 2. The effects of different years' continuous-cropping on strawberry soil phenolic acids concentration ($\mu\text{g} \cdot \text{g}^{-1}$). p-HBA, p-hydroxybenzoic acid; FA, ferulic acid; p-CA, cinnamic acid; CA, p-coumaric acid. Means followed by the same lowercase letters within the same phenolic acid/the same uppercase letters within total phenolic acid are not significantly different (ANOVA: Duncan test; $P < 0.05$).

Nematode composition. Twenty-eight genera of nematodes in eighteen families were found in total in all plots; five eudominant genera were identified (Table 1). Except for *Diploscapter* in the 7-Y ecosystem, *Rhabditis* and *Diploscapter*, which belong to the Ba₁ guild, were eudominant genera in all greenhouses. *Eucephalobus* and *Acrobeloides* (Ba₂) were eudominant genera only in 0-Y and 2-Y greenhouses. *Aphelenchoides* (Fu₂) and *Tylenchus*

Family	Genera	Guild*	Dominance				
			0-YCC	2-YCC	3-YCC	5-YCC	7-YCC
Diplogasteridae	<i>Diplogaster</i>	Ba ₁	33.08 i**	25.65 i	24.21 i	10.37 i	0.00—
Panagrolaimidae	<i>Panagrolaimus</i>	Ba ₁	27.62 i	23.91 i	10.45 i	0.00—	0.00—
Rhabditidae	<i>Diploscapter</i>	Ba ₁	1006.18 v	830.50 v	891.44 v	697.97 v	395.91 iv
	<i>Neorhabditis</i>	Ba ₁	14.47 i	10.69 i	0.00—	0.00—	0.00—
	<i>Protorhabditis</i>	Ba ₁	27.62 i	22.31 i	12.82 i	0.00—	0.00—
	<i>Rhabditis</i>	Ba ₁	936.67 v	890.76 v	883.96 v	902.57 v	837.48 v
Cephalobidae	<i>Acrobeles</i>	Ba ₂	35.60 i	22.18 i	0.00—	0.00—	0.00—
	<i>Acrobeloides</i>	Ba ₂	996.98 v	906.53 v	347.86 iv	162.93 iii	59.08 ii
	<i>Cephalobus</i>	Ba ₂	34.56 i	24.18 i	18.04 i	17.99 i	25.82 i
	<i>Cervidellus</i>	Ba ₂	11.96 i	0.00—	0.00—	0.00—	0.00—
	<i>Eucephalobus</i>	Ba ₂	605.57 v	645.67 v	0.339.84 iv	312.01 iv	291.54 iv
Monhysteridae	<i>Monhystera</i>	Ba ₂	19.35 i	20.57 i	9.50 i	0.00—	0.00—
0.00Plectidae	<i>Plectus</i>	Ba ₂	17.28 i	25.52 i	16.86 i	9.20 i	0.00—
	<i>Wilsonema</i>	Ba ₂	18.61 i	15.50 i	0.00—	0.00—	0.00—
Prismatolaimidae	<i>Prismatolaimus</i>	Ba ₃	51.55 ii	43.82 ii	0.00—	0.00—	0.00—
Alaimidae	<i>Alaimus</i>	Ba ₄	59.08 ii	5.74 i	0.00—	0.00—	0.00—
	Bacterivores		3897 ± 121 a***	3565 ± 67 b	2554 ± 58 c	2113 ± 46 d	1609 ± 24 e
Aphelenchoididae	<i>Aphelenchoides</i>	Fu ₂	77.98 ii	61.06 ii	69.56 ii	114.90 iii	334.91 v
Aphelenchidae	<i>Aphelenchus</i>	Fu ₂	34.86 i	28.05 i	58.28 i	65.60 iii	121.09 iii
	Fungivores		114 ± 10 c	89 ± 8 d	128 ± 18 c	179 ± 28 b	456 ± 5 a
Dorylaimidae	<i>Dorylaimus</i>	Po ₄	71.78 ii	212.23	56.5	34.39	17.18
Mononchidae	<i>Mononchus</i>	Po ₄	26.73 i	18.17 i	18.52 i	0.00—	0.00—
	Omnivores/Predators		98 ± 11 b	231 ± 4 a	75 ± 4 c	34 ± 13 d	17 ± 5 e
Paratylenchidae	<i>Paratylenchus</i>	PF ₂	27.62 i	28.99 i	248.60 iv	207.05 iv	114.89 iii
Tylenchidae	<i>Tetylenchus</i>	PF ₂	145.63 iii	53.44 ii	316.72 iv	261.41 iv	218.56 iv
	<i>Tylenchus</i>	PF ₂	98.07 iii	66.44 iii	67.30 ii	254.24 iv	429.57 v
Heteroderidae	<i>Meloidogyne</i>	PF ₃	0.00—	0.00—	31.93 i	35.97 ii	65.34 iii
Hoplolaimidae	<i>Helicotylenchus</i>	PF ₃	0.00—	0.00—	0.00—	0.00—	1.19 i
	<i>Rotylenchus</i>	PF ₃	4.28 i	1.87 i	0.00—	2.96 i	0.79 i
Pratylenchidae	<i>Pratylenchus</i>	PF ₃	28.06 i	19.37 i	68.85 ii	34.49 ii	57.49 ii
Tylenchorhynchidae	<i>Tylenchorhynchus</i>	PF ₃	19.79 i	15.79 i	67.54 ii	50.04 ii	119.26 iii
Plant-feeders			324 ± 11 c	186 ± 23 d	801 ± 40 b	846 ± 29 b	1007 ± 61 a
Total			4833 ± 219 a	4008 ± 136 b	3558 ± 86 c	3173 ± 78 cb	3089 ± 75 d

Table 1. The absolute abundance (per 100 g dry soil) of various nematodes identified from different continuous-cropping years of strawberry greenhouses averaged over the strawberry growing season.

*Ba, bacterivore; Fu, fungivore; Po, predators/omnivores; PF, plant feeders. Suffix numbers are c-p value for the taxa. **v: Eudominance ($\geq 10\%$); iv: Dominance (5–10%); iii: Subdominance (2–5%); ii: Resident (1–2%); i: Subresident (0–1%); -Absent (0%). ***Significant values (Mean \pm SD) in the same row followed by identical alphabets do not differ significantly ($P < 0.05$) in ANOVA and Duncan tests.

(PF₂) were only eudominant in 7-Y greenhouses (Table 1). The total number of nematodes extracted from the 0-Y greenhouses was significantly higher than other greenhouses (Table 1). Bacterivorous nematodes were the most dominant trophic group in each treatment, and comprised more than 55% of the total nematode population. Generally, the absolute abundance of herbivore nematodes first decreased slightly then increased substantially during the last three years ($P < 0.05$). The population of fungivorous nematodes stayed stable during the first three years but increased during the next two years. The number of omnivores/predators doubled in the first two years, but declined quickly in the following years (Table 1).

Nematode diversity indices. The H' , TD , and Ig indices in differed among years of continuous-cropping strawberry as shown in Fig. 3 ($P < 0.05$). The mean values of H' (Fig. 3a) and Ig (Fig. 3c) in both 0-Y and 2-Y sites were similar, and both were higher than other three sites. However, TD values remained low and consistent during the first three years, and then increased during the last two years (Fig. 3b).

Nematode functional indices. The nematode channel ratio (NCR) in the first three years had high values, greater than 0.90, then they decreased from 5-Y to 7-Y (Fig. 3d). CI values were very low during the first two years, below 1.0, then climbed quickly and became significantly higher (above 6.0) in 7-Y ($P < 0.05$) (Fig. 3e).

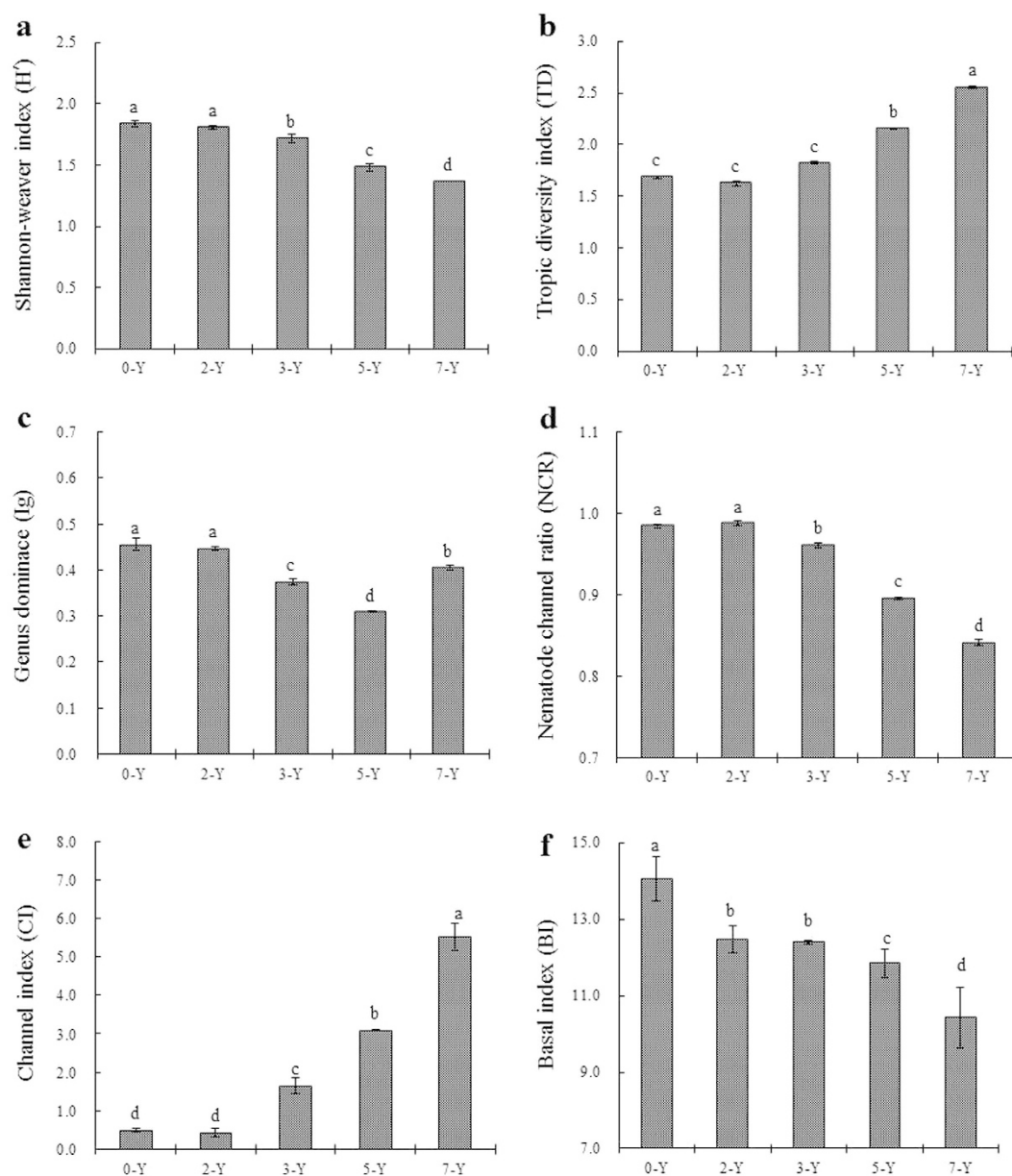


Figure 3. The effects of different years' continuous-cropping on diversity and function of soil nematode communities in strawberry greenhouses. (a) Shannon-weaver diversity, (b) Trophic diversity, (c) Genus dominance, (d) Nematode channel ratio, (e) Channel index, (f) Basal index. Means within the same index followed by the same letters are not significantly different (ANOVA: Duncan test; $P < 0.05$).

The soil food webs among the strawberry sites were plotted along their respective *SI* and *EI* trajectories in Fig. 4. The nematode assemblages along the gradient all mapped to quadrant A, and no discernible pattern was observed in the nematode faunal profile.

Nematicidal toxicity of phenolic acids. The four phenolic acids were toxic to both *Rhabditis* and *Acrobeloides* (Table 2). Cinnamic acid was the most potent nematicide against the two genera of nematodes. Moreover, all of the four phenolic acids possessed stronger toxicity against *Acrobeloides* (lower LC_{50} values) than *Rhabditis*, especially for ferulic acid and cinnamic acid, which had half the LC_{50} against *Acrobeloides* compared with *Rhabditis* (Table 2).

Relationship between soil nematode communities and environmental parameters. Direct ordination of the sites (RDA) had eigenvalues of 0.897 for the first axis and 0.06 for the second axis (Fig. 5). The Monte Carlo permutation test determined the first canonical axes ($F = 43.240$, $P < 0.05$), and all canonical axes together ($F = 63.324$, $P < 0.05$), explained a significant part of the variance in the dataset. RDA analysis results showed that different environmental parameters were positively or negatively correlated with the nematode communities

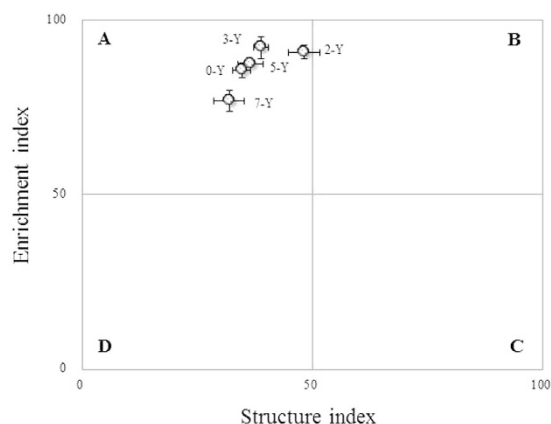


Figure 4. Faunal profiles representing the structure and enrichment conditions of different continuous-cropping years' strawberry greenhouses.

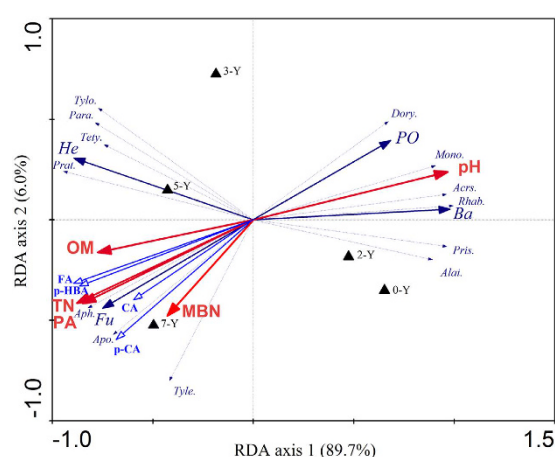


Figure 5. Redundancy analysis (RDA) diagram of the relation between soil nematode communities and environmental parameters ($F = 63.324$, $P = 0.001$). ▲ Strawberry continuous-cropping duration; → Environmental parameters; ---→ Nematode genus or group; pH, Soil pH value; OM, Organic matter; TN, Total nitrogen; MBN, Microbial biomass nitrogen; Ba, Bacterivore; Fu, Fungivore; Om, Omnivores/predators; PF, Plant feeders; Rhab., *Rhabditis*; Acro., *Acrobeloides*; Apo., *Aphelenchoides*; Aph., *Aphelenchus*; Pris., *Prismatolainus*; Alai., *Alaimus*; Dory., *Dorylaimus*; Mono., *Mononchus*; Para., *Paratylenchus*; Tety., *Tetylenchus*; Tyle., *Tylenchus*; Prati., *Pratylenchus*; Tylo., *Tylenchorhynchus*.

Phenolic acids	Nematodes	Regression equation	Correlation coefficient	LC ₅₀ (μg/mL)
Cinnamic acid	<i>Rhabditis</i>	$y = 1.495 \times -3.506$	0.966	221.412
	<i>Acrobeloides</i>	$y = 2.466 \times -5.043$	0.985	110.903
Ferulic acid	<i>Rhabditis</i>	$y = 1.327 \times -3.301$	0.961	307.208
	<i>Acrobeloides</i>	$y = 2.107 \times -4.612$	0.977	154.412
p-Coumaric acid	<i>Rhabditis</i>	$y = 1.304 \times -3.427$	0.951	425.156
	<i>Acrobeloides</i>	$y = 1.602 \times -3.978$	0.978	303.485
p-Hydroxybenzoic acid	<i>Rhabditis</i>	$y = 1.260 \times -3.208$	0.958	351.852
	<i>Acrobeloides</i>	$y = 1.949 \times -4.540$	0.989	213.663

Table 2. Nematicidal activity of phenolic acids against *Rhabditis* spp. and *Acrobeloides* spp.

in different strawberry continuous-cropping duration. Generally, the phenolic acids concentration correlated negatively with bacterivores ($R^2 = 0.749$, $P < 0.05$), predators and omnivores ($R^2 = 0.639$, $P < 0.05$), but correlated positively with fungivores ($R^2 = 0.940$, $P < 0.05$) (Fig. 5). Particularly, *Acrobeloides* ($R^2 = 0.812$, $P < 0.05$) and *Rhabditis* ($R^2 = 0.691$, $P < 0.05$) correlated negatively with phenolic acids concentration. Omnivores/predators such as *Dorylaimus* ($R^2 = 0.891$, $P < 0.05$) and *Mononchus* ($R^2 = 0.933$, $P < 0.05$) were correlated negatively

with rich nutrient resources, at the same time, fungivores such as *Aphelenchoides* ($R^2 = 0.842$, $P < 0.05$) and *Aphelenchus* ($R^2 = 0.973$, $P < 0.05$) correlated positively with rich nutrient resources.

Discussion

Soil nematode composition and dominance. Although soil nematodes dominance differed among years of continuous-cropping strawberry, the composition of nematodes genera was similar because of the local pedogenesis and species pool, as well as the same plant habitat and same agronomic management. The Ba_1 guild, *Rhabditis* and *Diploscapter*, were most dominant genera in all strawberry greenhouses. While *Eucephalobus* and *Acrobeloides* (Ba_2) were eudominant genera only in 0-Y and 2-Y greenhouses, *Aphelenchoides* (Fu_2) and *Tylenchus* (PF_2) were only eudominant in 7-Y greenhouses.

Rhabditid nematode populations seem to be affected predominantly by sudden flushes of food resources^{58–61}. Typically, organic matter addition triggers a quick increase of bacterial populations followed immediately by an increase of bacterivorous nematodes, mainly Rhabditidae as strict colonizers (Ba_1)³². But bacteria populations, and then Ba_1 nematode populations usually decline to previous or even lower population levels. This is followed by an increase of Ba_2 nematode populations that feed more deliberately and continue feeding as resources decline. Generally *Rhabditis* and *Acrobeloides* were co-existing genera, which had a significant effect on ecosystem function through the creation of additional consumer, decomposer, and symbiotic organism niches⁶². *Aphelenchoides* were the most common fungivorous nematodes, and increased more than *Aphelenchus* through the years in the strawberry habitat. This can be explained by a previous study which indicated that *Aphelenchoides* is typically a more common fungivore, and may have less specialized feeding habits than *Aphelenchus*³⁷. However, extremely higher high-density populations of *Aphelenchoides* dose harm to strawberry plants, because some strawberry nematodes belong to *Aphelenchoides* genus, such as *A. fragariae* which could terribly damage the strawberry leaves⁶³. On the other hand, the high-density populations of herbivore nematodes, especially the He_2 group, in 3-Y, 5-Y and 7-Y may result from accumulation year after year combined with the old root residues which were not completely removed. This is consistent with the fact that older systems had larger relative densities of root-parasitic nematodes⁶⁴ and plant feeding nematodes could increase with time during succession in pathogen loads⁶⁵. We speculate that the steady increase in plant feeding nematodes might be an important negative result of the continuous cropping of strawberry in greenhouse conditions.

Edaphic parameters in related to soil nematode community. The amount of time that greenhouse strawberries are in continuous production impacted all soil environmental conditions in this study. Obviously, prolonged and repeated fertilizer application could lead to accumulation of organic matter, increased total nitrogen, and significantly decreased soil pH³⁰. However we did not record an increase in microbial biomass nitrogen as significant as that in the total nitrogen, which suggested that the N supplying ability of soil as well as N uptake by plants didn't increase remarkably⁶⁶. Consequently, the increase of bacterial populations was short-lived as soon as easily decomposable substrates diminish, and populations of bacterivorous nematode populations declined. Worst of all, the nitrogen inputs exceeded that which could be used by soil microorganisms and the plants, and the extra nitrogen remained in the soil and caused soil acidification. The results are in line with other studies which also showed that soil pH was significantly decreased due to accumulated nitrogen^{67–69}. Soil pH also may drop partly because strawberry, like many other crops, secretes phenolic acids through their roots, which accumulate in continuous-cropping conditions⁷⁰. Here, in all soil samples from the 5 different continuous-cropping durations, four phenolic acids, i.e., p-hydroxybenzoic acid, ferulic acid, cinnamic acid and p-coumaric acid accumulated steadily. Apart from the acidification effect on soil, phenolic acids, which are phytotoxic, play an important role in allelopathic effects between strawberry plants in the replant ecosystem^{71–73}. The accumulation of phenolic acids in soil could affect the rhizosphere micro-ecosystem, soil enzyme activity and nutrient cycling^{21–24}. In addition to phenolic acids themselves, low soil pH may inhibit ions, such as NO_3^- , $H_2PO_4^-$, and SO_4^{2-} , being absorbed by the plant root⁷⁴, and the inhibition of ion uptake is partly responsible for the growth inhibition by allelochemicals.

Interactions at the aboveground-belowground interface provide important feedbacks that regulate ecosystem processes, and the resulting changes in soil properties might cause direct or indirect influences on below-ground soil fauna via ecological process, such as nutrients recycling and plant growth⁷⁵. In this study, *Acrobeloides* (Ba_2), decreased from a eudominant genus in 0-Y to a subdominant genus in 5-Y and further decreased to resident level in 7-Y. Whereas, *Rhabditis* (Ba_1) remained the eudominant genus throughout all years. There are two potential explanations for this paradox. First, concentrations of the four phenolic acids in soil are approximately twice as high in 5-Y and more than three times higher in 7-Y, compared with 0-Y; the phenolic acids were more toxic to *Acrobeloides* than *Rhabditis*. Second, the continuous input of organic matter and nitrogen supplied *Rhabditis* (Ba_1) with constant food resources that did not diminish as they would in a natural ecosystem. Furthermore, the RDA analysis result showed that soil nematode communities of five different durations under strawberry continuous-cropping significantly correlated with all the examined environmental factors, especially for nutrient resources together with phenolic acids which played the central role in structuring the patterns of the soil nematode community.

Soil nematode biodiversity and function. Not just nematode community structure and biodiversity changed with time in continuously cropped strawberry, the community patterns and levels of diversity in soil for nematode reflected the other soil changes. Organisms within soil food webs are involved in processes of decomposition and nutrient mineralization, and their abundance and activity have been linked to plant ecophysiological traits such as the quality and quantity of plant tissue⁷⁵.

The use of ecological indices as indicators of ecosystem quality (e.g. diversity, stability, and resilience of nematode populations) has received increased attention over the last decade. Specifically, Ig weights common taxa,

H' is more sensitive to rare taxa which makes it more effective in assessing nematode diversity in continuous cropping systems^{34–36}. In our study, several ecological indices illustrated soil nematode community changes induced by continuous cropping in strawberry habitat. The decreased H' of nematode fauna in 5-Y and 7-Y reflects increases in specific plant-feeding nematodes associated with strawberry plants, which results from continuous physical disturbance. On the other hand, the slightly increased Ig and TD in 7-Y reflected the decreases of some omnivores and rare genera, such as *Dorylaimus*, *Protorhabditis*, and *Wilsonema*, together with the increase in some fungivores and herbivore nematodes, i.e., *Aphelenchoides*, *Tylenchus*, and *Tetylechus*. These changes could be attributed to the continuous addition of nitrogen via fertilizer decreased total nematode abundance and diversity, but responses varied among trophic groups⁷⁶. Besides, the sharp decrease in omnivores/predators, probably because these two groups, as K-strategists, are sensitive to environmental change and correlated negatively with rich nutrient resources. This result is in line with other studies, which indicated that omnivores/predators are apt to be negatively affected by nutrient additions⁷⁷, and tend to be less abundant in arable fields⁷⁸, especially in long-term farming systems⁷¹, compared with natural areas. However, declining diversity indices indicated the degraded ecosystem stability and quality with increasing continuous cropping years.

Nematodes that feed on bacteria and fungi are associated with decomposition and nutrient mineralization processes^{79,80}. Higher densities of bacterivores and fungivores, together with higher BI value may indicate increased rates of decomposition, possibly resulting in improved mineralization of nitrogen and other nutrients in 0-Y and 2-Y, and vice versa from 3-Y to 7-Y. The NCR , as well as CI , can describe contributions of the above trophic groups to decomposition processes. In 0-Y and 2-Y, NCR , with variation between 1 (bacterial feeding nematode dominance) and 0 (fungal feeding nematode dominance), indicated that bacterivores were dominant. This in conjunction with lower CI indicates the predominant contribution of bacterial feeders to decomposition and relatively quick turnover of the available organic matter^{33,81}. As years in continuous cropping increased from 3-Y to 7-Y, changes in soil conditions resulted in a switch to the fungal pathway, possibly together with a slower rate of organic matter turnover. Moreover, higher proportions of fungal-feeding nematodes probably reflected more favorable soil microhabitats for fungi⁶⁹, which is consistent with previous studies that showed continuous cropping of strawberry could induce significant increases in fungal populations⁸², especially some pathogenic fungi which could cause serious disease and play a key role in strawberry continuous-cropping problems⁸³.

In general, the ecological function indices showed no discernible pattern as the years of continuous cropping increased, which reflects the similar level of disturbance to the soil environment among the different continuous-cropping years. According to the faunal analysis profile, all continuous-cropping strawberry sites located into Quadrant A, which indicates a high level of disturbance, highly N-enriched, bacterial decomposition channels and a low C: N ratio of the soil web. There were also higher EI values ($EI > 50$), common in agricultural food webs^{33,84,85}, indicated the available resources were enriched, specifically manifesting in higher soil fertility levels, better nutrient availability, etc. SI represents time course progressions in the structure of the soil food web, primarily evaluated by omnivores and predator nematodes which are sensitive to disturbance and stress²³. Also, there were no significant differences observed on the SI values among the differently aged ecosystems, due to their similar practical management, with low SI values in the repeated tillage and other disturbed arable agroecosystems^{33,51,86}. In addition, the repeated action of replanting strawberry seedlings caused some disturbance of the food web, which continuously worsened as years progressed.

Conclusions

Soil nematodes dominance was distinctly different among different years of continuous-cropping strawberry, but the genus composition was similar due to because of due to the local pedogenesis and species pool, as well as the same plant habitat and same agronomic management. As the years of continuous-cropping increased, soil pH significantly decreased both because of accumulated phenolic acids and nitrogen inputs that exceeded what could be processed by soil microorganisms. In addition to the phytotoxicity of accumulated phenolic acids in replant ecosystem, we speculated that inhibition of root ion uptake due to low soil pH was partly responsible for the plant weakness. Moreover, nutrient resources and phenolic acids were the main parameters in structuring the patterns of soil nematode community. Along with increasing continuous-cropping years, increased concentrations of phenolic acids in soil are toxic against both *Acrobeloides* and *Rhabditis*, thus bacterivorous nematode population didn't show explosive response to the increased organic matter in this study. On the contrary, the increased fungivore populations, especially the less specialized-feeding *Aphelenchoides*, indicated possible increases both in strawberry nematodes and pathogenic fungal populations which harm to strawberry plants. In general, the unbalanced condition of soil nutrients negatively impacted the nematode community and ecosystem stability. Specifically, the changed dominant decomposition method (bacterial to fungal) as well as the disturbed soil food web and the degraded available nutrient conditions could be reflected by nematode community.

Overall, this study provides an early step towards understanding how changes in soil conditions and nematode community structure can contribute to explaining the bases of replant problem from the view of soil fauna, and emphasizes nematode assembly a strong role of predictability and niche structuring in soil with repeated action of planting strawberry seedlings.

References

- Ding, Y. & Cheng, J. Effect of continuous plantation of Chinese fir on soil fertility. *Pedosphere*. **51**, 47–66 (1995).
- Yim, B., Smalla, K. & Winkelman, T. Evaluation of apple replant problems based on different soil disinfection treatments-links to soil microbial community structure? *Plant Soil*. **366**, 617–631 (2012)
- Aldea, V., Negoita, M. & Morosanu, V. Some cultural practices and 'soil sickness' in a plum orchard. *Acta Horticulturae*. **477**, 127–130 (1998).
- Fehrmann, W. Replant disease and its importance for fruit production. *Acta Horticulturae*. **233**, 17–19 (1988).
- Mai, W. F., Merwin, I. A. & Abawi, G. S. Diagnosis, etiology and management of replant disorders in New York cherry and apple orchards. *Acta Horticulturae*. **363**, 33–41 (1994).

6. Seigies, A. T. & Pritts, M. Cover crop rotations alter soil microbiology and reduce replant disorders in strawberry. *Hort Science*. **41**, 1303–1308 (2006).
7. Harris, D. C. Control of verticillium wilt and other soil-borne diseases of strawberry in Britain by chemical soil disinfestation. *J Hort Sci*. **65**, 401–408 (1990).
8. Zhen, W. C., Wang, X. Y., Kong, J. Y. & Cao, K. Q. Determination of phenolic acids in root exudates and decomposing products of strawberry and their allelopathy. *J Agri Univ Hebei*. **27**, 74–78 (2004).
9. Cao, K. Q. & Wang, S. T. Autotoxicity and soil sickness of strawberry (*Fragaria × ananassa*). *Allelopathy J*. **20**, 103–113 (2007).
10. Asao, T., Kitazawa, H., Ban, T. & Pramanik, M. H. R. Electrodegradation of root exudates to mitigate autotoxicity in hydroponically grown strawberry (*Fragaria × ananassa* Duch.) plants. *Hortscience*. **43**, 2034–2038 (2008).
11. Zhen, W. C., Dai, L., Hu, T. L. & Cao, K. Q. Study on dynamics of soil microorganisms under strawberry (*Fragaria ananassa* Duch) continuous cropping. *J Agri Univ Hebei*. **28**, 70–72. (2005).
12. Wang, L., Hu, T., Ji, L. & Cao, K. Inhibitory efficacy of calcium cyanamide on the pathogens of replant diseases in strawberry. *Front Agric China*. **1**, 183–187 (2007).
13. Nam, M. H., Park, M. S., Kim, H. G. & Yoo, S. J. Biological control of strawberry *Fusarium* wilt Caused by *Fusarium oxysporum* f. sp *fragariae* using *Bacillus velezensis* BS87 and RK1 Formulation. *J Microbiol Biotechnol*. **19**, 520–524 (2009).
14. Whitehouse, A. B., Govan, C. L., Hammond, K. J., Sargent, D. J. & Simpson, D. W. Meristem culture for the elimination of the strawberry crown rot pathogen *Phytophthora cactorum*. *J Berry Res*. **1**, 129–136 (2011).
15. Jha, A. & Posnette, A. F. Transmission of a virus to strawberry plants by a nematode (*Xiphinema* sp.). *Nature*. **184**, 962–963 (1959).
16. Lamondia, J. A. & Martin, S. B. The influence of *Pratylenchus penetrans* and temperature on black root rot of strawberry by binucleate *Rhizoctonia* spp. *Plant Dis*. **73**, 107–110 (1989).
17. Lamondia, J. A. Influence of rotation crops on the strawberry pathogens *Pratylenchus penetrans*, *Meloidogyne hapla*, and *Rhizoctonia fragariae*. *J Nematol*. **31**, 650–655 (1999).
18. Li, Z. F. *et al.* Identification of autotoxic compounds in fibrous roots of rehmannia (*Rehmannia glutinosa* Libosch.). *PLoS ONE*. **7**, e28806 (2012).
19. Li, H. Q., Zhang, L. L., Jiang, X. W. & Liu, Q. Z. Allelopathic effects of phenolic acids on the growth and physiological characteristics of strawberry plants. *Allelopathy J*. **35**, 61–76 (2015).
20. Kitazawa, H., Asao, T., Ban, T., Pramanik, M. H. R. & Hosoki, T. Autotoxicity of root exudates from strawberry in hydroponic culture. *J Hort Sci Biotech*. **80**, 677–680 (2005).
21. Blum, U. & Shafer, S. R. Microbial populations and phenolic acids in soil. *Soil Biol Biochem*. **20**, 793–800 (1988).
22. Duke, I. S. O. Ecophysiological aspects of allelopathy. *Planta*. **217**, 529–539 (2003).
23. Halvorson, J. J., Gonzalez, J. M., Hagerman, A. E. & Smith, J. L. Sorption of tannin and related phenolic compounds and effects on soluble-N in soil. *Soil Biol Biochem*. **41**, 2002–2010 (2009).
24. Mallik, A. U. Effect of phenolic compounds on selected soil properties. *Forest Ecol Manag*. **92**, 11–18 (1997).
25. Zhao, J., Zhang, W., Wang, K., Song, T. & Du, H. Responses of the soil nematode community to management of hybrid napiergrass: The trade-off between positive and negative effects. *App Soil Ecol*. **75**, 134–144 (2014).
26. Yeates, G. W. Nematodes as soil indicators: functional and biodiversity aspects. *Biol Fertil Soils*. **37**, 199–210 (2003).
27. Li, X. *et al.* Differential changes of soil nematode communities in replant and continuous-planting peach orchard, and its indicative value for peach replant problem. *Helminthologia*, **52**, 261–269 (2015).
28. de Ruiter, P. C., Wolters, V., Moore, J. C. & Winemiller, K. O. Food web ecology: playing Jenga and beyond. *Science*. **309**, 68–71 (2005).
29. Ferris, H., Bongers, T. & Goede, R. D. M. Nematode faunal indicators of soil food web condition. *J Nematol*. **31**, 534–535 (1999).
30. Li, X. *et al.* Effects of organic and other management practices on soil nematode communities in tea plantation: a case study in southern China. *J Plant Nutr Soil Sc*. **177**, 604–612 (2014).
31. Hu, J. *et al.* Nematode communities response to long-term grazing disturbance on Tibetan plateau. *Eur J Soil Biol*. **69**, 24–32 (2015).
32. Bongers, T. & Ferris, H. Nematode community structure as a bioindicator in environmental monitoring. *Trends Ecol Evol*. **14**, 224–228 (1999).
33. Ferris, H., Bongers, T. & Goede, R. D. M. A framework for soil food web diagnostics: extension of the nematode faunal analysis concept. *App Soil Ecol*. **18**, 13–29 (2001).
34. Neher, D. Role of nematodes in soil health and their use as indicators. *J Nematol*. **33**, 161 (2001).
35. Simpson, E. H. Measurement of diversity. *Nature*. **163**, 688 (1949).
36. Shannon, C. E. & Weaver, W. *The mathematical theory of communication*. (University of Illinois Press, Urbana 1949).
37. Porazinskaa, D. L., Duncanb, L. W., McSorley, R. & Graham, J. H. Nematode communities as indicators of status and processes of a soil ecosystem influenced by agricultural management practices. *App Soil Ecol*. **13**, 69–86 (1999).
38. Hu, J. *et al.* Nematode communities response to long-term grazing disturbance on Tibetan plateau. *Eur J Soil Biol*. **69**, 24–32 (2015).
39. Ritz, K. & Trudgill, D. L. Utility of nematode community analysis as an integrated measure of the functional state of soils: perspectives and challenges. *Plant Soil*. **212**, 1–11 (1999).
40. Zhang, F. R. *China's soil classification retrieval system*. (China Science and Technology University Press, Beijing 1993).
41. Page, A. L. Methods of Soil Analysis: Part 2. *Chemical and microbiological properties* pp. 595–624. (American Society for Agronomy, Madison 1982).
42. Brookes, P. C., Landman, A., Pruden, G. & Jenkinson, D. S. Chloroform fumigation and the release of soil nitrogen: a rapid direct extraction method to measure microbial biomass nitrogen in soil. *Soil Biol Biochem*. **17**, 837–842 (1985).
43. Vance, E. D., Brookes, P. C. & Jenkinson, D. S. An extraction method for measuring soil microbial biomass C. *Soil Biol Biochem*. **19**, 703–707 (1987).
44. Courtney, W. D., Polley, D. & Miller, V. L. TAF, an improved fixative in nematode technique. *Plant Dis Rep*. **39**, 570–571 (1955).
45. Griffiths, B. S., Boag, B., Neilson, R. & Palmer, L. The use of colloidal silica to extract nematodes from small samples of soil and sediment. *Nematologica*. **36**, 465–473 (1990).
46. Goodey, T. & Goodey, J. *Soil and freshwater nematodes*. (Methue, London 1963).
47. Yin, W. Pictorial keys of soil animals in China. (Science Press, Beijing 1998).
48. Liu, W. *Description of the Species of Plant Parasitic Nematodes*. (Chinese Agriculture Press, Beijing 2004).
49. Yeates, G. W., Bongers, T., Goede, R. G. M., Freckman, D. W. & Georgieva, S. S. Feeding habits in soil nematode families and genera: an outline for soil ecologists. *J Nematol*. **25**, 315–331 (1993).
50. Heip, C., Herman, M. & Soetaert, K. Data processing, evaluation, and analysis. (Smithsonian Institution Press, Washington, D. C. 1988).
51. Ferris, H. & Matute, M. M. Structural and functional succession in the nematode fauna of a soil food web. *App Soil Ecol*. **23**, 93–110 (2003).
52. Wang, T. S. C., Yang, T. & Chuang, T. Soil phenolic acids as plant growth inhibitors. *Soil Sci*. **103**, 239–246 (1967).
53. Harborne, J. B. *Phytochemical Methods*. (Chapman and Hall, New York 1984).
54. Ferris, H., Venette, R. C. & Lau, S. S. Population energetics of bacterial-feeding nematodes: Carbon and nitrogen budgets. *Soil Biol Biochem*. **29**, 1183–1194 (1997).
55. Brenner, S. The genetics of *Caenorhabditis elegans*. *Genetics*. **77**, 71–94 (1974).
56. Sakuma, M. Probit analysis of preference data. *Appl Entomol Zool*. **33**, 339–347 (1998).

57. ter Braak, C. J. F. & Šmilauer, P. *CANOCO Reference Manual and CanoDraw for Windows User's Guide: Software for Canonical Community Ordination* (Version 4.5) pp. 1–500 (Microcomputer Power, Ithaca 2002).
58. Ettema, C. H. & Bongers, T. Characterization of nematode colonization and succession in disturbed soils using the Maturity Index. *Biol Fert Soils*. **16**, 79–85 (1993).
59. Ferris, H., Venette, R. C. & Lau, S. S. Dynamics of nematode communities in tomatoes grown in conventional and organic farming systems, and their impact on soil fertility. *App Soil Ecol*. **3**, 161–175 (1996).
60. Wasilewska, L. & Bienkowski, P. Experimental study on the occurrence and activity of soil nematodes in decomposition of plant material. *Pedobiologia*. **28**, 41–57 (1985).
61. Yeates, G. W. *et al.* Faunal and microbial diversity in three Welsh grassland soils under conventional and organic management regimes. *J Appl Ecol*. **34**, 453–470 (1997).
62. Liu, Y., Li, X. & Liu, Q. Soil nematode communities in jujube (*Ziziphus jujuba* Mill.) rhizosphere soil under monoculture and jujube/wheat (*Triticum aestivum* Linn.) intercropping systems, a case study in Xinjiang arid region, northwest of China. *Eur J Soil Biol*. **74**, 52–59 (2016).
63. Chizhov, V. N., Chumakova, O. A., Subbotin, S. A. & Baldwin, J. G. Morphological and molecular characterization of foliar nematodes of the genus *Aphelenchoides*: *A. fragariae* and *A. ritzemabosi* (Nematoda: Aphelenchoididae) from the Main Botanical Garden of the Russian Academy of Sciences, Moscow. *Russ J Nematol*. **14**, 179–184 (2006).
64. Virginia, R. A., Jarrell, W. M., Whitford, W. G. & Freckman, D. W. Soil biota and soil properties in the surface rooting zone of mesquite (*Prosopis glandulosa*) in historical and recently decertified Chihuahuan Desert habitats. *Biol Fert Soils*. **14**, 90–98 (1992).
65. Van der Putten, W. H., Van Dijk, C. & Peters, B. A. M. Plant-specific soil-borne diseases contribute to succession in foredune vegetation. *Nature*. **362**, 53–56 (1993).
66. Zhou, J., Li, S. & Chen, Z. Soil microbial biomass nitrogen and its relationship to uptake of nitrogen by plants. *Pedosphere*. **12**, 251–256 (2002).
67. Li, X. F., Zheng, X. B., Han, S. J., Zheng, J. Q. & Li, T. H. Effects of nitrogen additions on nitrogen resorption and use efficiencies and foliar litterfall of six tree species in a mixed birch and poplar forest, northeastern China. *Can J Forest Res*. **40**, 2256–2261 (2010).
68. Minami, K. N cycle, N flow trends in Japan, and strategies for reducing N₂O emission and NO₃⁻ pollution. *Pedosphere*. **15**, 164–172 (2005).
69. Xu, G. L., Schleppei, P., Li, M. H. & Fu, S. L. Negative responses of collembola in a forest soil (Alptal, Switzerland) under experimentally increased N deposition. *Environ Pollut*. **157**, 2030–2036 (2009).
70. Li, H. Q. *et al.* Accumulation of phenolic acids in the monocultured strawberry soils and their effect on soil nematodes. *Chin. J. Ecol*. **33**, 169–175 (2014).
71. Ma, Y. H., Wang, X. F., Wei, M., Qi, Y. F. & Li, T. L. Accumulation of phenolic acids in continuously cropped cucumber soil and their effects on soil microbes and enzyme activities. *J Appl Ecol*. **16**, 2149–2153 (2005).
72. Ryszkowski, L., Szajdak, L. & Karg, J. Effects of continuous cropping of rye on soil biota and biochemistry. *Crit Rev Plant Sci*. **17**, 225–244 (1998).
73. Zhang, S. X., Gao, Z. Q. & Liu, H. L. Continuous cropping obstacle and rhizospheric microecology. III. Soil phenolic acids and their biological effect. *J Appl Ecol*. **11**, 741–744 (2000).
74. Yu, J. Q. & Matsui, Y. Effects of root exudates of cucumber (*Cucumis sativus*) and allelochemicals onion uptake by cucumber seedlings. *J Chem Ecol*. **23**, 817–827 (1997).
75. Porazinska, D. L. *et al.* Relationships at the aboveground-belowground interface: plants, soil biota, and soil processes. *Ecol Monogr*. **73**, 377e395 (2003).
76. Wei, C. Z. *et al.* Nitrogen addition regulates soil nematode community composition through ammonium suppression. *PLoS ONE*. **7**, e43384 (2012).
77. Zhang, X. K. *et al.* Effects of tillage and residue management on soil nematode communities in North China. *Ecol Indic*. **13**, 75–81 (2012).
78. Sánchez-Moreno, S., Smukler, S., Ferris, H., Geen, T. A. & Jackson, E. L. Nematode diversity, food web condition, and chemical and physical properties in different soil habitats of an organic farm. *Biol Fert Soils*. **44**, 727–744 (2008).
79. Freckman, D. W. Bacterivorous nematodes and organic matter decomposition. *Agr Ecosyst Environ*. **24**, 195–217 (1988).
80. Ingham, R. E., Trofymow, J. A., Ingham, E. R. & Coleman, D. C. Interactions of bacteria, fungi, and their nematode grazers: effects on nutrient cycling and plant growth. *Ecol Monogr*. **55**, 119–140 (1985).
81. Ruess, L. Nematode soil faunal analysis of decomposition pathways in different ecosystems. *Nematology*. **5**, 179–181 (2003).
82. Zhen, W. C., Dai, L., Hu, T. L. & Cao, K. Q. Study on dynamics of soil microorganisms under strawberry (*Fragria ananassa* Duch) continuous cropping. *J Agri Univ Hebei*. **28**, 70–72 (2005).
83. Zhen, W. C., Cao K. Q., Dai, L. & Hu, T. L. Management of strawberry (*Fragria ananassa* Duch) replanting problem by soil amendments of medicinal herbs. *Scientia Agricultura Sinica*. **38**, 730–735 (2005).
84. Ferris, H. & Bongers, T. Nematode indicators of organic enrichment. *J Nematol*. **38**, 3–12 (2006).
85. Leroy, B. L., Nancy, D. S., Howard, F., Maurice, M. & Dirk, R. Short-term nematode population dynamics as influenced by the quality of exogenous organic matter. *Nematology*. **11**, 23–38 (2009).
86. Berkelmans, R., Ferris, H., Tenuta, M. & Bruggen, A. H. C. Effects of long-term crop management on nematode trophic levels other than plant feeders disappear after 1 year of disruptive soil management. *App Soil Ecol*. **23**, 223–235 (2003).

Acknowledgements

We thank Dr. Howard Ferris from University of California, Davis for suggestion and helping with data analysis. This research was funded by the China National Key Technology R & D Program (NO. 2014BAD16B07-02), China National Key Technology R & D Program (NO. 2014BAD23B01-04), and Special Fund for Agro-scientific Research in the Public Interest (NO. 201503127).

Author Contributions

Q.L. designed experiments; X.L. and C.B. carried out nematode sampling, extraction, processing and identification, and provided the data sets. X.L., Q.L. and E.E.L. wrote and edited the manuscript. H.L. and Y.W. carried out statistical analyses and interpreted the results.

Additional Information

Competing financial interests: The authors declare no competing financial interests.

How to cite this article: Li, X. *et al.* Effects of long-term continuous cropping on soil nematode community and soil condition associated with replant problem in strawberry habitat. *Sci. Rep.* **6**, 30466; doi: 10.1038/srep30466 (2016).



This work is licensed under a Creative Commons Attribution 4.0 International License. The images or other third party material in this article are included in the article's Creative Commons license, unless indicated otherwise in the credit line; if the material is not included under the Creative Commons license, users will need to obtain permission from the license holder to reproduce the material. To view a copy of this license, visit <http://creativecommons.org/licenses/by/4.0/>

© The Author(s) 2016