

SCIENTIFIC REPORTS



OPEN

Electronic and magnetism properties of two-dimensional stacked nickel hydroxides and nitrides

Received: 23 March 2015

Accepted: 29 May 2015

Published: 26 June 2015

Xiao-Lin Wei^{1,2}, Zhen-Kun Tang^{2,3,4}, Gen-Cai Guo^{1,2}, Shangyi Ma² & Li-Min Liu²

Two-dimensional (2D) layered materials receive a lot of attention because of their outstanding intrinsic properties and wide applications. In this work, the structural, electronic and magnetic properties of nickel hydroxides (Ni(OH)₂) and nitrides XN (X = B, Al, and Ga) heterostructures are studied by first-principles calculations. The results show that the pristine monolayer Ni(OH)₂ owns no macro magnetism with antiferromagnetic (AFM) coupling between two nearest Ni atoms, the electronic structure can be modulated through the heterostructures. The Ni(OH)₂-GaN and Ni(OH)₂-AlN heterostructures retain the AFM coupling, while Ni(OH)₂-BN heterostructure have a larger magnetic moment with ferromagnetic (FM) coupling. The complete electron-hole separation is found in the Ni(OH)₂-GaN heterostructure. The tunable electronic and magnetic properties of the Ni(OH)₂-XN heterostructures open a new door to design the spintronic devices in the 2D stacked nanostructures.

Van der Waals (vdW) heterostructures^{1–5} especially for the layered heterostructures fabricated by stacking different 2D semiconductors have been the focus of research interest as promising materials for the design of new devices in photonics, electronics, and optoelectronics. To fabricate a 2D semiconducting hetero-system with the desired heterojunction type for the applications, many combinations of semiconductors have been widely examined^{6–14}. Experimentally, various heterostructures have been developed by the junction of two other semiconductors like transition metal dichalcogenides^{6,7}. Besides, the flexible electronic properties^{8–12} and fascinating optical properties^{13,14} of many novel 2D stacked layered heterostructures have been investigated by theoretical calculation. Recently, spin-based devices^{15–22} plays an extremely important role in the relatively novel field of microelectronic and computer sciences. The most exciting event in recent years may be the discovery of the giant magnetoresistance (GMR) effect in metallic multilayer films^{23,24} and the successful application of this effect to information storage. Furthermore, much of quasi-2D magnetic multilayers structures^{25–28} with unique physical properties are also achieved in the recent experiments. However, there is few theoretical work focus on the 2D magnetic heterostructures with stacking monolayer semiconductors.

Hexagonal Ni(OH)₂ ultrathin nanosheets have synthesized by exfoliation of layered nickel hydroxides²⁹ or simple electrochemical reaction³⁰. Unfortunately, the magnetic ground state of monolayer Ni(OH)₂ shows that this material has an antiferromagnetic (AFM) order without macro magnetic moment^{31,32}. However, 2D heterojunctions interfacing different layered materials would enable the so-called van der Waals epitaxy³³, in which the lattice matching condition in traditional epitaxy is drastically relaxed,

¹Hunan Key Laboratory for Micro-Nano Energy Materials and Device, Department of Physics, Xiangtan University, Hunan, 411105, China. ²Beijing Computational Science Research Center, Beijing 10084, China. ³Departments of Physics and Electronics, Hengyang Normal University, Hengyang 421008, China. ⁴Chengdu Green Energy and Green Manufacturing Technology R&D Center, Chengdu, Sichuan, 610207, China. Correspondence and requests for materials should be addressed to X.-L.W. (email: xlw@xtu.edu.cn) or L.-M.L. (email: limin.liu@csrc.ac.cn)

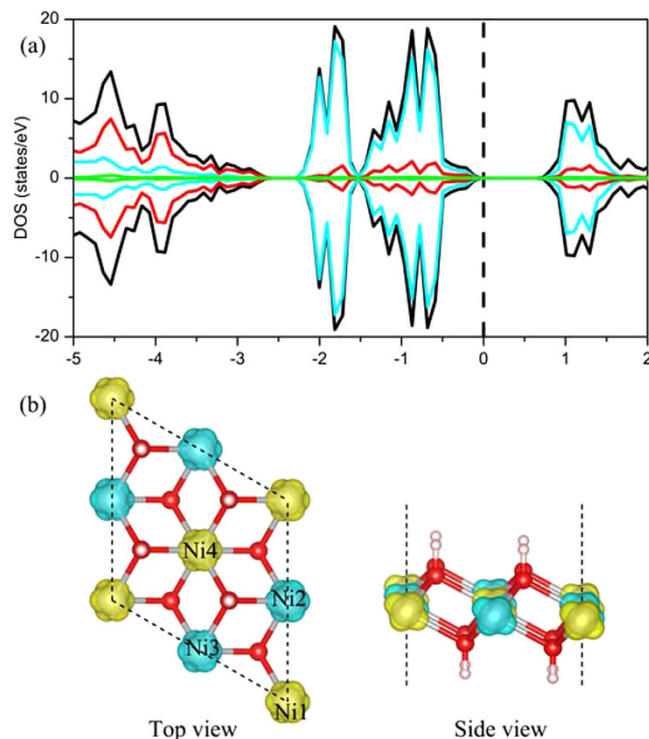


Figure 1. (a) The total and partial DOSs of the pristine monolayer $\text{Ni}(\text{OH})_2$. The black, glaucous, red, and green lines in the upper DOS images represent the total DOS, the partial DOS of Ni, O, and F atoms, respectively. (b) The spin density distributions of the of the pristine monolayer $\text{Ni}(\text{OH})_2$. The grey, red, pink, green, dark green, brown, and blue balls represent Ni, O, H, B, Al, Ga, and N atoms, respectively. The yellow and glaucous isosurfaces correspond to the spin up and spin down density, respectively (the isovalue is 0.05 a.u). In order to study the different magnetic coupling of Ni atoms, the different atoms of the unit cell are labeled as Ni1, Ni2, Ni3, and Ni4, respectively.

allowing the formation of a novel layered heterostructures with some fascinating physical properties. Thus, it is great necessary to know whether the heterostructure can help to modulate electronic and magnetic properties.

In this work, first-principles calculations were carried out to systematically examine the structural, electronic and magnetic properties of the $\text{Ni}(\text{OH})_2$ -XN heterostructures ($X = \text{B}, \text{Al}, \text{and Ga}$) with van der Waals (vdW) correction. The calculated results show that the ground state of the pristine monolayer $\text{Ni}(\text{OH})_2$ is a semiconductor with AFM coupling between two nearest Ni atoms. Interestingly, the magnetic coupling of $\text{Ni}(\text{OH})_2$ can be easily tuned by forming the heterostructure with monolayer XN. It is found that $\text{Ni}(\text{OH})_2$ -GaN and $\text{Ni}(\text{OH})_2$ -AlN heterostructures retain the AFM coupling between Ni atoms, while $\text{Ni}(\text{OH})_2$ -BN heterostructure have a larger magnetic moment with ferromagnetic (FM) coupling between Ni atoms. More interestingly, complete electron-hole separation is found in the $\text{Ni}(\text{OH})_2$ -GaN heterostructure. The proposed $\text{Ni}(\text{OH})_2$ -XN heterostructures possess many novel properties, such as tunable magnetic coupling and electronic-hole separation, which enable them to have great potential applications for spintronics and photocatalysis.

Results

Our calculation results show that the monolayer $\text{Ni}(\text{OH})_2$ remain exhibit AFM coupling between two nearest Ni atoms, as shown in Fig. 1. The total energy of monolayer $\text{Ni}(\text{OH})_2$ with AFM coupling is 0.045 eV lower than that with FM coupling. In this work, three possible magnetic couplings: FM ($\text{Ni1}\uparrow, \text{Ni2}\uparrow, \text{Ni3}\uparrow, \text{Ni4}\uparrow$), AFM1 ($\text{Ni1}\uparrow, \text{Ni2}\downarrow, \text{Ni3}\uparrow, \text{Ni4}\downarrow$), and AFM2 ($\text{Ni1}\uparrow, \text{Ni2}\downarrow, \text{Ni3}\downarrow, \text{Ni4}\uparrow$) are considered. The different Ni atoms are labeled as Ni1, Ni2, Ni3, and Ni4, respectively (as shown in Fig. 1). The electronic density of states (DOS) in the Fig. 1 (a) show that the monolayer $\text{Ni}(\text{OH})_2$ is semiconductor without macro magnetic moment. Furthermore, it is worth noting that each Ni atom have $1.572\mu_B$ magnetic moment with AFM coupling, as shown in the Fig. 1 (b).

For a 2D material, its quasi-2D stacked structure, such as vdW heterostructure, always plays an important role to deliver its potential into practical applications. As mentioned in the introduction, in order to know whether the heterostructure between the $\text{Ni}(\text{OH})_2$ and other 2D materials can tune the electronic properties of the $\text{Ni}(\text{OH})_2$, the typical heterostructure between the $\text{Ni}(\text{OH})_2$ and nitrides are explored. In the following, the electronic and magnetic properties of three types of stacked vdW heterostructures

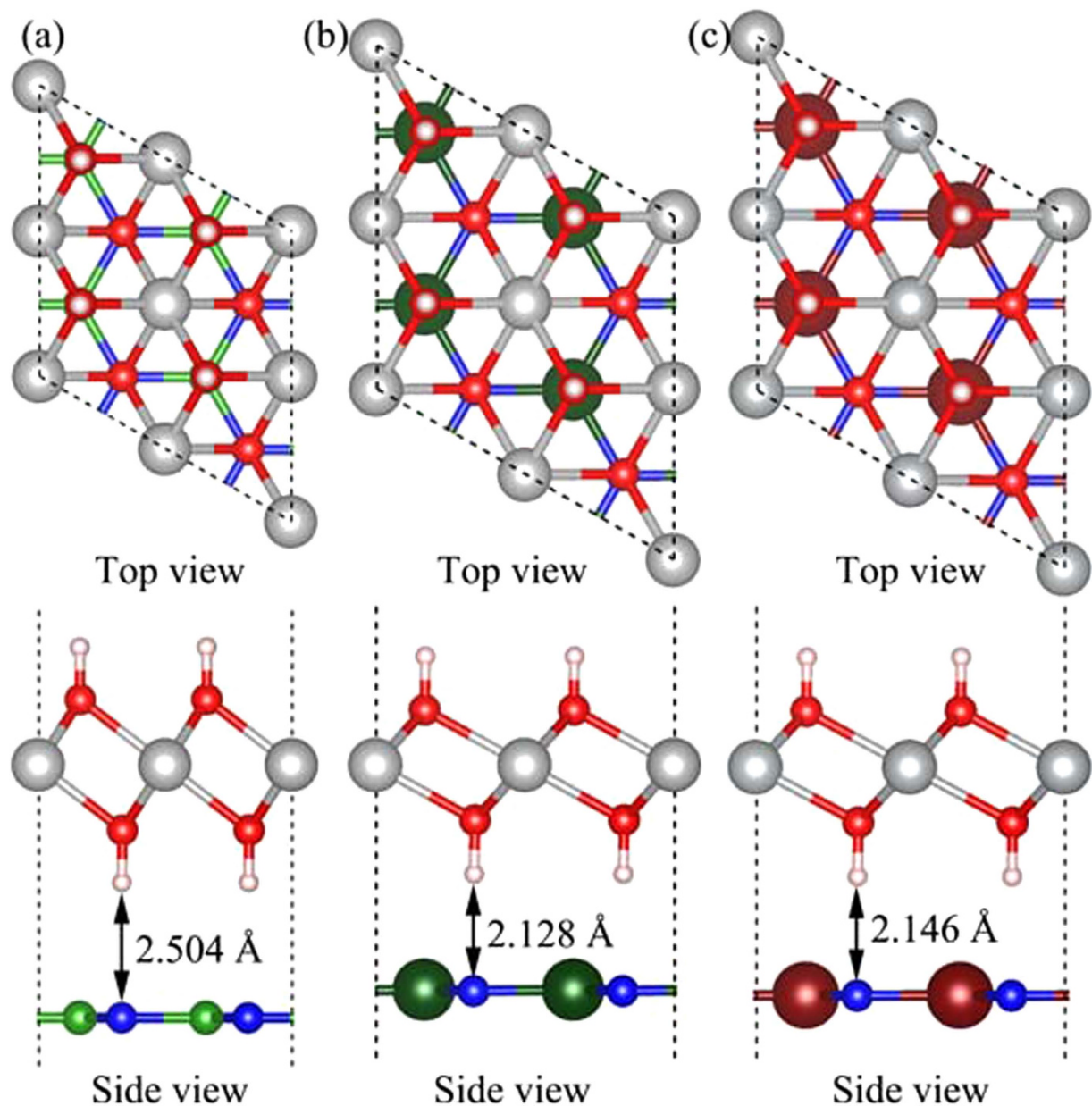


Figure 2. The relaxed atomic structures of the stacked (a) Ni(OH)₂-BN, (b) Ni(OH)₂-AlN and (c) Ni(OH)₂-GaN heterostructures. The grey, red, pink, green, dark green, brown, and blue balls represent Ni, O, H, B, Al, Ga, and N atoms, respectively.

are investigated. As shown in our previous work¹⁴, the monolayer nitrides XN (X = B, Al, and Ga) are thermodynamically stable, and all of them are typical semiconductors with band gaps of 2.00–4.69 eV.

The bilayer heterostructures are constructed by stacking ($2 \times 2 \times 1$) supercell Ni(OH)₂ and monolayer XN (X = B, Al, and Ga), denoted as Ni(OH)₂-XN for simplicity, as shown in Fig. 2. The calculated lattice constant of the monolayer Ni(OH)₂ unit cells is 3.200 Å. The optimized lattice constants of the unit cells for Ni(OH)₂-BN, Ni(OH)₂-AlN and Ni(OH)₂-GaN are 2.705 Å, 3.123 Å and 3.202 Å, respectively. Thus, the lattice mismatch between Ni(OH)₂ and XN are 15.5%, 2.4% and 0.0% for X = B, Al and Ga, respectively. There is a larger lattice mismatch between Ni(OH)₂ and BN, and this lattice mismatch may be achieved in nanoscale heterostructures^{34,35}. Besides, the ground state geometries of Ni(OH)₂-XN heterostructures are determined by the weak vdW interactions between neighboring layers. The equilibrium interlayer distance, $d_{\text{Ni(OH)}_2/\text{XN}}$, is defined as the distance between the H atoms in Ni(OH)₂ layers and the neighboring XN planes. The calculated $d_{\text{Ni(OH)}_2/\text{XN}}$ for Ni(OH)₂-XN are 2.504 Å, 2.128 Å, and 2.146 Å for X = B, Al and Ga, respectively.

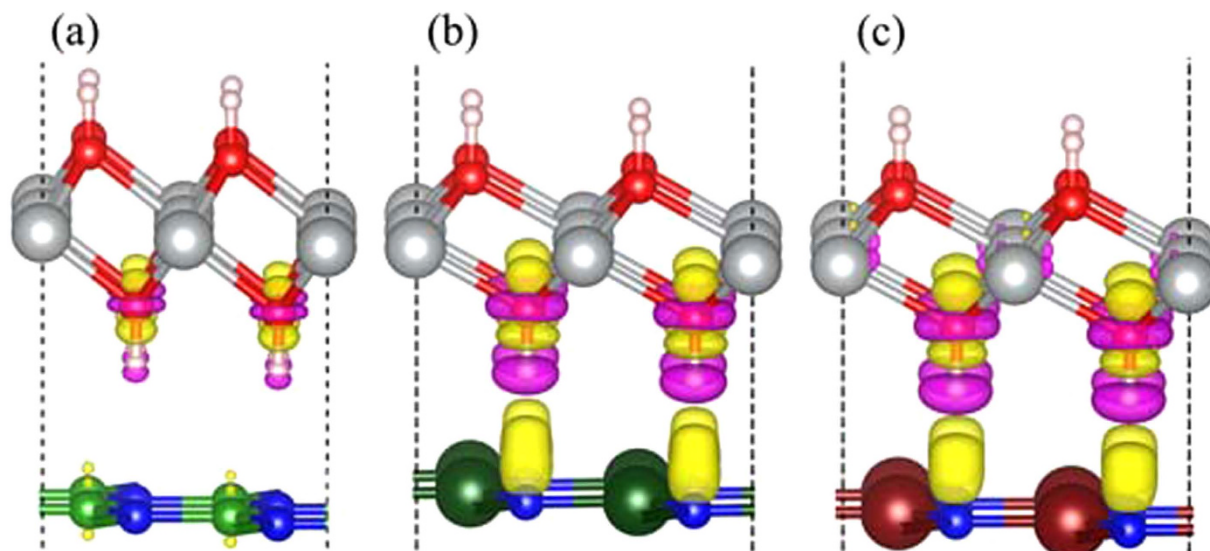


Figure 3. The corresponding charge density difference of the stacked (a) Ni(OH)₂-BN, (b) Ni(OH)₂-AlN and (c) Ni(OH)₂-GaN heterostructures. The grey, red, pink, green, dark green, brown, and blue balls represent Ni, O, H, B, Al, Ga, and N atoms, respectively. The yellow and violet isosurfaces correspond to the accumulation and depletion of electronic densities (the isovalue is 0.001 a.u.).

structures	FM (eV)	AFM1 (eV)	AFM2 (eV)	a (Å)	M _{tot} (μ _B)
Ni(OH) ₂ /BN	0.000	0.061	0.059	2.705	7.914
Ni(OH) ₂ /AlN	0.031	0.000	0.003	3.123	0.000
Ni(OH) ₂ /GaN	0.056	0.001	0.000	3.202	0.000

Table 1. The relative energy of different magnetic coupling, ground state geometries, and magnetic moment of Ni(OH)₂-XN heterostructures. Three different magnetic couplings: FM (Ni1↑, Ni2↑, Ni3↑, Ni4↑), AFM1 (Ni1↑, Ni2↓, Ni3↑, Ni4↓), and AFM2 (Ni1↑, Ni2↓, Ni3↓, Ni4↑) are considered in the Ni(OH)₂-XN heterostructures. Where Ni1-Ni4 atoms are labeled in Fig. 1(b), and the symbol of ↑ and ↓ represent the spin-up and spin-down states, respectively.

To understand the charge transfer of the heterostructures, the three-dimensional charge density differences are calculated by subtracting the calculated electronic charge of Ni(OH)₂-XN from that of the independent monolayer Ni(OH)₂ and XN. As shown in Fig. 3, the charge transfer at the interface of Ni(OH)₂-BN is negligible, which agrees with the relatively large interfacial distance between Ni(OH)₂ and BN. While, the electrons transfer from H atoms to N atoms at the interface with a large charge redistributions in the Ni(OH)₂-AlN and Ni(OH)₂-GaN heterostructures. Such result suggests the Ni(OH)₂-AlN and Ni(OH)₂-GaN form the relatively strong adhesive interface.

The Ni atom is spin polarized in the monolayer Ni(OH)₂ with AFM coupling. One may wonder whether the Ni(OH)₂-XN heterostructures have different magnetic coupling or tunable magnetic properties. Thus, we calculate the relative energy of different magnetic coupling, ground state geometries, and magnetic moment of Ni(OH)₂-XN heterostructures as shown in Table 1. The calculated results show that the most stable state of the Ni(OH)₂-BN heterostructure is FM state, which is about 61 and 59 meV per cell lower than the AFM1 and AFM2 states, respectively. The total magnetic moments are 7.914 μ_B. While the total magnetic moments of the Ni(OH)₂-AlN and Ni(OH)₂-GaN heterostructures are zero with AFM1 and AFM2 coupling, respectively. The larger lattice mismatch between Ni(OH)₂ and BN induce a larger compressing stress at the interface, which result the change of the magnetic coupling between the Ni atoms. Considering the relatively large lattice mismatch of 15%, it may be not easy to experimentally fabricate the Ni(OH)₂-BN. In order to know whether the AFM-FM transition can occur for the heterostructure with a small lattice constant mismatch. Another system, BeO is considered to form heterostructure with Ni(OH)₂. The lattice mismatch between this two materials is about 10.3%, which is obviously smaller than the Ni(OH)₂-BN. The further calculations show that the Ni(OH)₂-BeO heterostructure also has the FM ground state, which is about 34 and 33 meV per cell lower than the AFM1 and AFM2 states, respectively. Compared with the energy differences (61/59 meV) between AFM1/AFM2 and FM coupling

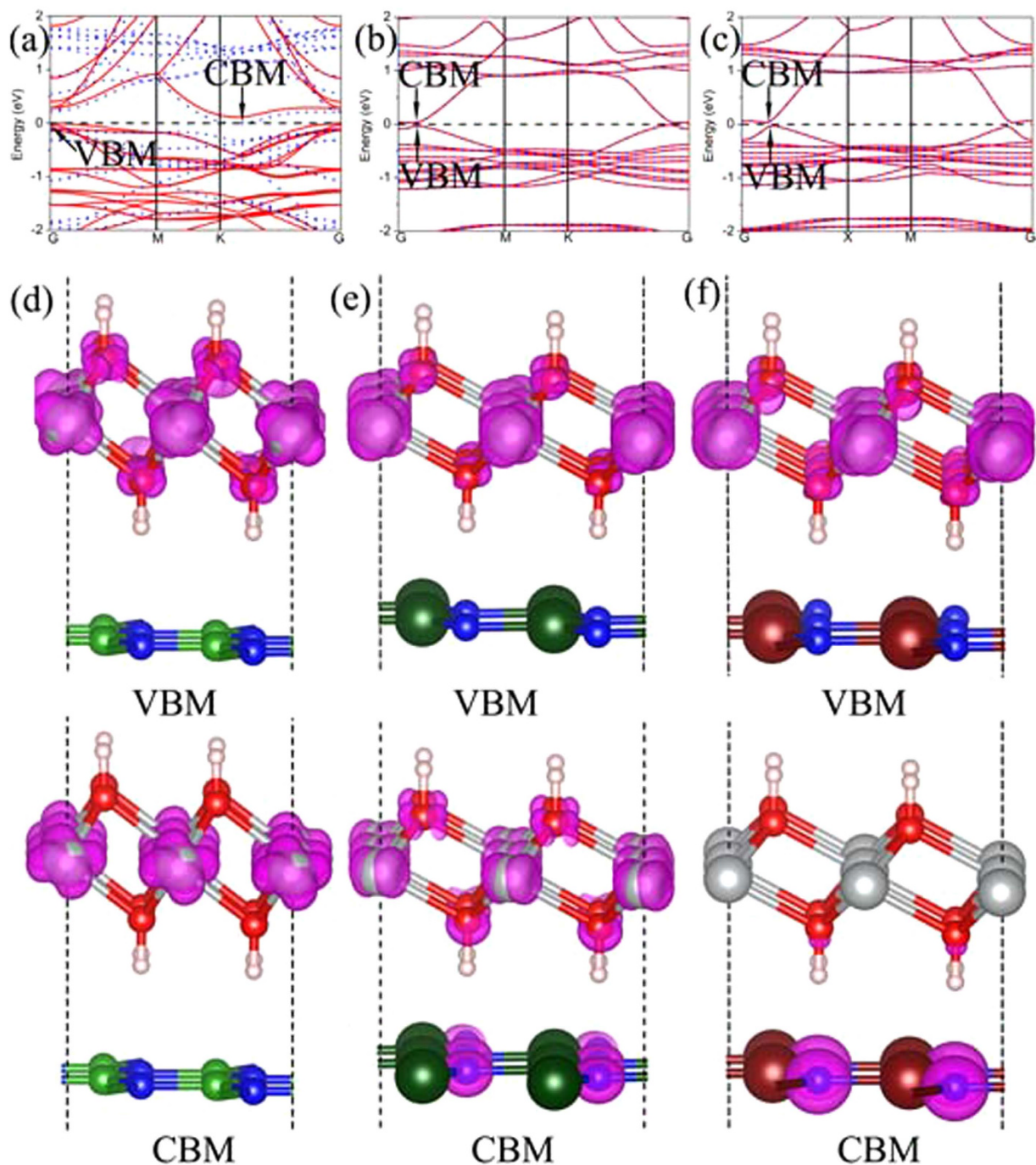


Figure 4. The band structures of the stacked (a) Ni(OH)₂-BN, (b) Ni(OH)₂-AlN and (c) Ni(OH)₂-GaN heterostructures. The red solid lines and blue dashed lines in the band structures images represent the spin up bands and spin down bands, respectively. (d–f) The corresponding charge distribution of the valence band maximum (VBM) and the conduction band minimum (CBM) are shown on the upper and low panel in violet color as well (the isovalue is 0.01 a.u). The grey, red, pink, green, dark green, brown, and blue balls represent Ni, O, H, B, Al, Ga and N atoms, respectively.

of Ni(OH)₂-BN heterostructure with 15.5% lattice mismatch, we could speculate that the heterostructure with even smaller lattice mismatch (<10%) can lead an AFM-FM transition.

It is well-known that both of monolayer Ni(OH)₂ and XN are semiconductor. Thus it is necessary to know whether the Ni(OH)₂-XN heterostructures owns the unique electronic structure. In order to know the detailed electronic structures of the Ni(OH)₂-XN heterostructures, the calculated band structures are shown in Fig. 4 (a)–(c). The band structure in the Fig. 4 (a) indicates that the Ni(OH)₂-BN is a

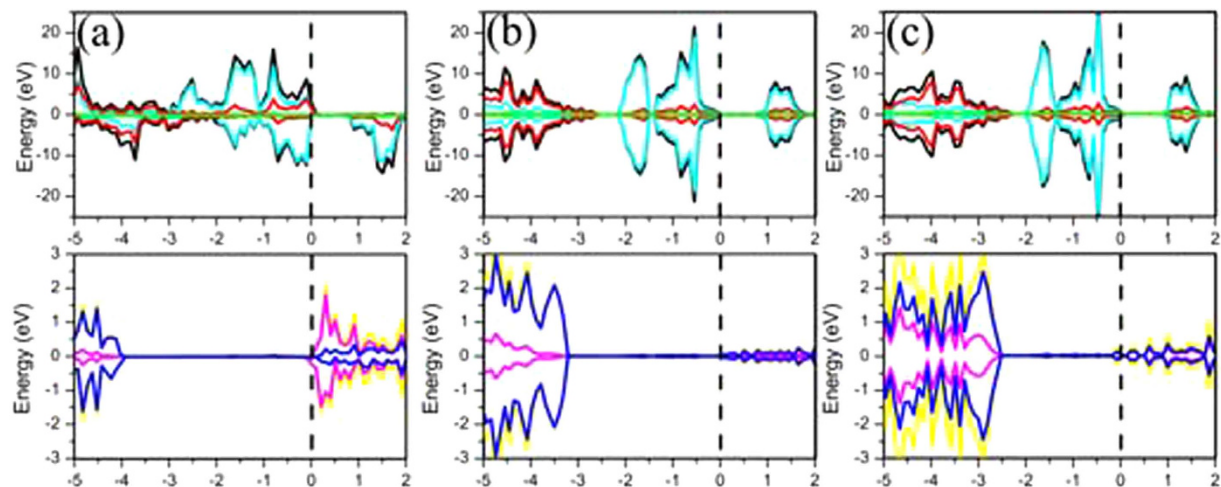


Figure 5. The DOS of the stacked (a) $\text{Ni(OH)}_2\text{-BN}$, (b) $\text{Ni(OH)}_2\text{-AlN}$ and (c) $\text{Ni(OH)}_2\text{-GaN}$ heterostructures. The DOS of Ni(OH)_2 and XN ($X = \text{B, Al, and Ga}$) are shown on the upper and low panel, respectively. The black, glaucous, red, and green lines in the upper DOS images represent the total DOS of Ni(OH)_2 , the partial DOS of Ni, O, and F atoms, respectively. The yellow, blue, and violet lines in the low DOS images represent the total DOS of XN, the partial DOS of N, and X ($X = \text{B, Al, and Ga}$) atoms, respectively.

magnetic semiconductor with a very small band gap (0.001 eV). The corresponding electronic densities of the valence band maximum (VBM) and the conduction band minimum (CBM) are plotted in Fig. 4 (d). It is found that the electronic densities of the VBM and the CBM are mainly distributed on the Ni atoms in the Ni(OH)_2 layer. However, the band structures of $\text{Ni(OH)}_2\text{-AlN}$ and $\text{Ni(OH)}_2\text{-GaN}$ are obviously different from that of the $\text{Ni(OH)}_2\text{-BN}$. The band gap of $\text{Ni(OH)}_2\text{-AlN}$ and $\text{Ni(OH)}_2\text{-GaN}$ is 0.060 eV and 0.063 eV, respectively. The VBM of the $\text{Ni(OH)}_2\text{-AlN}$ localize on the Ni, O, and N atoms in the interface, as shown in Fig. 4 (e). Interestingly, the complete electronic densities separation of VBM and CBM on Ni(OH)_2 and GaN, respectively, in $\text{Ni(OH)}_2\text{-GaN}$, as depicted more clearly in Fig. 4 (f). The electrons and holes separated in the $\text{Ni(OH)}_2\text{-GaN}$ heterostructures can suppresses charge recombination, which has potential applying in the photoelectric device^{36,37}. It should be noted that the pure DFT usually underestimate the band gap of semiconductor, thus the real band gap of the heterostructure should be larger than the results mentioned above.

To obtain deeper insight into the electronic structure of the $\text{Ni(OH)}_2\text{-XN}$ heterostructures, the projected DOS of Ni(OH)_2 and XN are analyzed in Fig. 5. The upper panel of Fig. 5 (a) show the total and projected DOS of Ni(OH)_2 layer in $\text{Ni(OH)}_2\text{-BN}$ heterostructures, which is a magnetic semiconductor with a small band gap. The spin-up DOS near the Fermi level is mainly provided by the Ni atom DOS and slightly provided by the O atom DOS. This means that the magnetic moment of the Ni(OH)_2 layer is mainly located on the Ni atom. While, the low panel of Fig. 5(a) show the total and projected DOS of BN layer in $\text{Ni(OH)}_2\text{-BN}$ heterostructures. The DOS curves indicate that BN layer is semiconductor with a larger band gap. It is obvious that the energy level of VBM is much lower than that of Ni(OH)_2 , which is the reason of charge transfer from the Ni(OH)_2 layer to XN layer, as shown in the Fig. 3. In addition, there is no any overlap between Ni(OH)_2 layer and XN layer due to the weak vdW interaction between them.

The calculated projected DOS in the Fig. 5 (b)–(c) clearly suggest that the $\text{Ni(OH)}_2\text{-AlN}$ and $\text{Ni(OH)}_2\text{-GaN}$ heterostructures are semiconductor without obvious magnetic moment. The DOS of Ni(OH)_2 layer in the $\text{Ni(OH)}_2\text{-AlN}$ and $\text{Ni(OH)}_2\text{-GaN}$ heterostructures are quite close. There are little hybrid DOS in the band gap of AlN and GaN layer. More hybrid DOS in GaN layer means that GaN layer will be more affected by Ni(OH)_2 layer than AlN layer. This is excellent agreement with the charge density difference distributions in Fig. 3.

Finally, the origin of magnetic moment of the $\text{Ni(OH)}_2\text{-XN}$ heterostructures are examined by the distribution of the spin density, as shown in Fig. 6. The total magnetic moment of the $\text{Ni(OH)}_2\text{-BN}$ is $7.914\mu_B$ per spuercell in FM coupling. Each Ni atom at the $\text{Ni(OH)}_2\text{-BN}$ is $1.496\mu_B$, and the interfacial O atom at the $\text{Ni(OH)}_2\text{-BN}$ is $0.193\mu_B$. It is clear that the spin densities of the $\text{Ni(OH)}_2\text{-XN}$ heterostructures are mainly localized on the Ni atoms with FM coupling, and slightly localized on the O atoms (see Fig. 6 (a)). Besides, the total magnetic moment of the $\text{Ni(OH)}_2\text{-AlN}$ is $0\mu_B$ per spuercell with AFM coupling. The Ni2 and Ni4 atom at the $\text{Ni(OH)}_2\text{-AlN}$ is $1.558\mu_B$, while the Ni1 and Ni3 atom at the $\text{Ni(OH)}_2\text{-AlN}$ is $-1.558\mu_B$ (the different Ni atoms are labeled in Fig. 1 (b)), as shown in Fig. 6 (b).

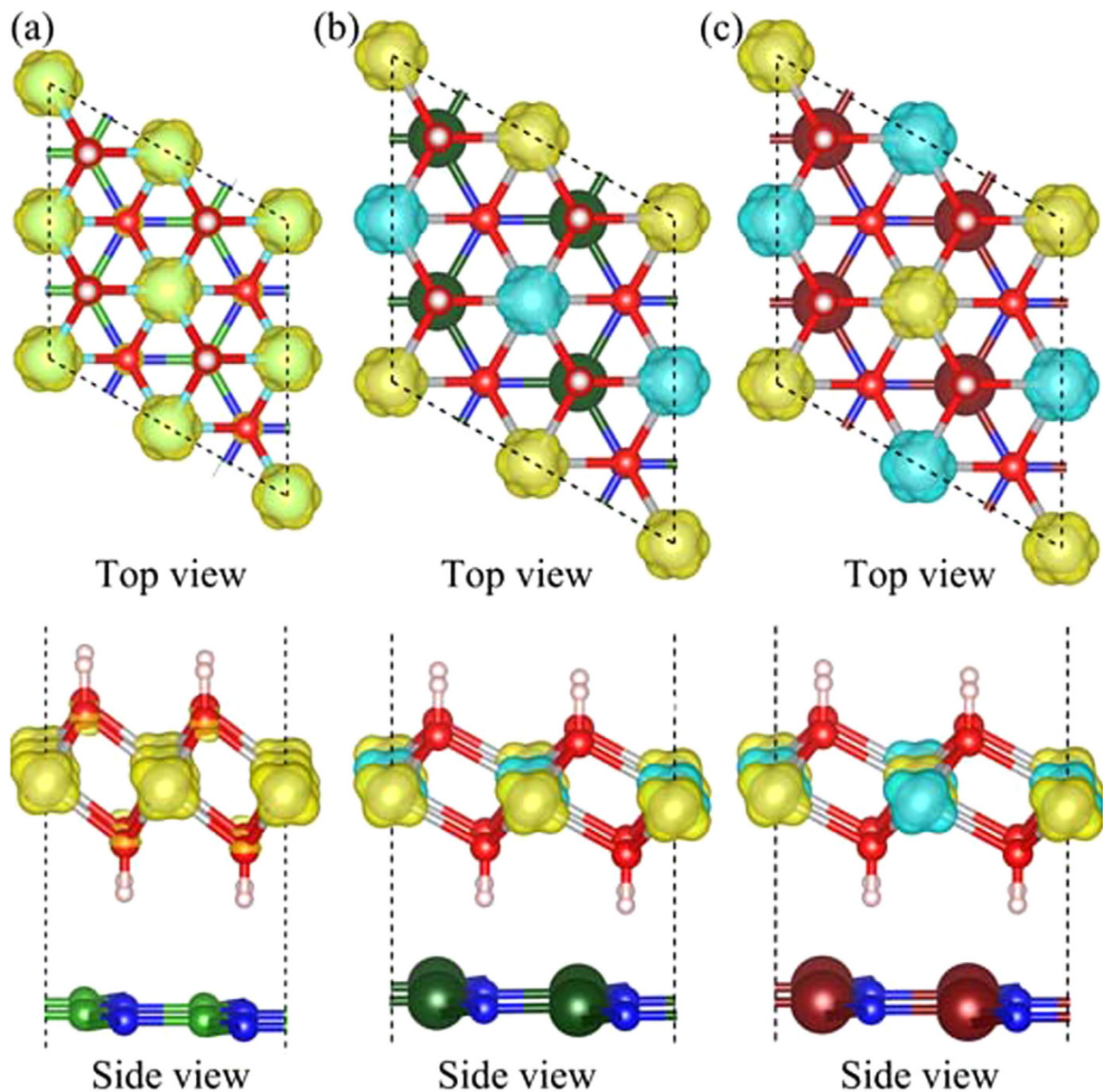


Figure 6. The spin density distributions of the of the stacked (a) $\text{Ni}(\text{OH})_2\text{-BN}$, (b) $\text{Ni}(\text{OH})_2\text{-AlN}$ and (c) $\text{Ni}(\text{OH})_2\text{-GaN}$ heterostructures. The grey, red, pink, green, dark green, brown, and blue balls represent Ni, O, H, B, Al, Ga, and N atoms, respectively. The yellow and glaucous isosurfaces correspond to the spin up and spin down density, respectively (the isovalue is 0.05 a.u.).

Fig. 6 (c) show that another AFM coupling in the $\text{Ni}(\text{OH})_2\text{-GaN}$ with total magnetic moment is $0 \mu_B$. The corresponding magnetic moment of Ni1 and Ni4 atom is $1.563 \mu_B$, and the magnetic moment of Ni2 and Ni3 atom is $-1.563 \mu_B$. It is obvious that the magnitude of the magnetic moment of single Ni atom significantly changes with different lattice mismatch. More importantly, when a larger lattice mismatch exist in the $\text{Ni}(\text{OH})_2\text{-BN}$ heterostructure, a typical FM coupling occurs with $7.914 \mu_B$ magnetic moment per supercell. The tunable magnetism of the $\text{Ni}(\text{OH})_2\text{-XN}$ heterostructures, by the different lattice mismatch, enables it to apply in spintronics devices.

Discussions

In summary, the structural, electronic and magnetic properties of the hydroxides ($\text{Ni}(\text{OH})_2$) and nitrides XN ($X = \text{B}, \text{Al}, \text{and Ga}$) heterostructures are carefully investigated by first-principles calculations. The results show that the ground state of the pristine monolayer $\text{Ni}(\text{OH})_2$ is a semiconductor with anti-ferromagnetic (AFM) coupling between two nearest Ni atoms. Interestingly, the magnetic coupling of $\text{Ni}(\text{OH})_2$ can be easily tuned by forming the heterostructure with monolayer XN. It is found that $\text{Ni}(\text{OH})_2\text{-GaN}$ and $\text{Ni}(\text{OH})_2\text{-AlN}$ heterostructures retain the AFM coupling between two nearest Ni

atoms, while Ni(OH)₂-BN heterostructure have a larger magnetic moment with ferromagnetic (FM) coupling. More interestingly, complete electron–hole separation is found in the Ni(OH)₂-GaN heterostructure. The versatile electronic properties and tunable magnetic properties of the nickel Ni(OH)₂-XN heterostructures make it promising candidate for applications in spin-devices.

Method

The first-principles structure and energy calculations are performed using the Vienna Ab Initio Simulation Package (VASP)^{38,39}. Projector augmented-wave (PAW) pseudopotentials⁴⁰ were used to account electron-ion interactions. The generalized gradient approximation (GGA) with the PBE functional⁴¹ was used to treat the exchange–correlation interaction between electrons. A vacuum region larger than 15 Å perpendicular to the sheets (along the *c* axis) is applied to avoid the interaction between layers caused by the periodic boundary condition. In our calculation, a kinetic-energy cutoff for plane-wave expansion is set to 500 eV. All the atoms in the unit cell are fully relaxed until the force on each atom is less than 0.02 eV/Å. Electronic energy minimization was performed with a tolerance of 10^{−4} eV. The Brillouin-zone (BZ) sampling is carried out with a 11×11×1 Monkhorst-Pack grid for the 2D stacked heterostructures. The vdW interaction is corrected by the DFT-D3 approach⁴².

References

- Geim, A. K. & Grigorieva, I. V. Van der Waals heterostructures. *Nature* **499**, 419, doi: 10.1038/nature12385 (2013).
- Lee, C.-H. *et al.* Atomically thin p–n junctions with van der Waals heterointerfaces. *Nat. Nano.* **9**, 676, doi: 10.1038/nnano.2014.150 (2014).
- Bin, O., Fanchao, M. & Jun, S. Energetics and kinetics of vacancies in monolayer graphene boron nitride heterostructures. *2D Mater.* **1**, 035007, doi: 10.1088/2053-1583/1/3/035007 (2014).
- Du, A. *et al.* Hybrid Graphene and Graphitic Carbon Nitride Nanocomposite: Gap Opening, Electron–Hole Puddle, Interfacial Charge Transfer, and Enhanced Visible Light Response. *J. Am. Chem. Soc.* **134**, 4393, doi: 10.1021/ja211637p (2012).
- Xu, L. *et al.* Insights into Enhanced Visible–Light Photocatalytic Hydrogen Evolution of g-C₃N₄ and Highly Reduced Graphene Oxide Composite: The Role of Oxygen. *Chem. Mater.* **27**, 1612, doi: 10.1021/cm504265w (2015).
- Shim, G. W. *et al.* Large-Area Single-Layer MoSe₂ and Its van der Waals Heterostructures. *ACS Nano* **8**, 6655, doi: 10.1021/nn405685j (2014).
- Ceballos, F., Bellus, M. Z., Chiu, H.-Y. & Zhao, H. Ultrafast Charge Separation and Indirect Exciton Formation in a MoS₂–MoSe₂ van der Waals Heterostructure. *ACS Nano* **8**, 12717, doi: 10.1021/nn505736z (2014).
- Kośmider, K. & Fernández-Rossier, J. Electronic properties of the MoS₂-WS₂ heterojunction. *Phys. Rev. B* **87**, 075451, doi: http://dx.doi.org/10.1103/PhysRevB.87.075451 (2013).
- Terrones, H., López-Urías, F. & Terrones, M. Novel hetero-layered materials with tunable direct band gaps by sandwiching different metal disulfides and diselenides. *Sci. Rep.* **3**, 1549, doi: 10.1038/srep01549 (2013).
- Kou, L. *et al.* Robust 2D Topological Insulators in van der Waals Heterostructures. *ACS Nano* **8**, 10448, doi: 10.1021/nn503789v (2014).
- Kang, J., Li, J., Li, S.-S., Xia, J.-B. & Wang, L.-W. Electronic Structural Moiré Pattern Effects on MoS₂/MoSe₂ 2D Heterostructures. *Nano Lett.* **13**, 5485, doi: 10.1021/nl4030648 (2013).
- Ramasubramaniam, A., Naveh, D. & Towe, E. Tunable Band Gaps in Bilayer Graphene–BN Heterostructures. *Nano Lett.* **11**, 1070, doi: 10.1021/nl1039499 (2011).
- Komsa, H.-P. & Krashennnikov, A. V. Electronic structures and optical properties of realistic transition metal dichalcogenide heterostructures from first principles. *Phys. Rev. B* **88**, 085318, doi: http://dx.doi.org/10.1103/PhysRevB.88.085318 (2013).
- Zhang, H., Zhang, Y.-N., Liu, H. & Liu, L.-M. Novel heterostructures by stacking layered molybdenum disulfides and nitrides for solar energy conversion. *J. Mater. Chem. A* **2**, 15389, doi: 10.1039/C4TA03134B (2014).
- Wolf, S. A. *et al.* Spintronics: A Spin-Based Electronics Vision for the Future. *Science* **294**, 1488, doi: 10.1126/science.1065389 (2001).
- Du, A., Sanvito, S. & Smith, S. C. First-Principles Prediction of Metal-Free Magnetism and Intrinsic Half-Metallicity in Graphitic Carbon Nitride. *Phys. Rev. Lett.* **108**, 197207, doi: http://dx.doi.org/10.1103/PhysRevLett.108.197207 (2012).
- Ma, Y. *et al.* Evidence of the Existence of Magnetism in Pristine VX₂ Monolayers (X = S, Se) and Their Strain-Induced Tunable Magnetic Properties. *ACS NANO* **6**, 1695, doi: 10.1021/nn204667z (2012).
- Zhang, X., Zhao, M., Wang, A., Wang, X. & Du, A. Spin-polarization and ferromagnetism of graphitic carbon nitride materials. *J. Mater. Chem. C* **1**, 6265, doi: 10.1039/C3TC31213E (2013).
- Guan, J. *et al.* Graphene Nanoribbons: An Effective Approach to Achieve a Spin Gapless Semiconductor–Half-Metal–Metal Transition in Zigzag Graphene Nanoribbons: Attaching a Floating Induced Dipole Field via π–π Interactions. *Adv. Funct. Mater.* **23**, 1478, doi: 10.1002/adfm.201370060 (2013).
- Zhao, L., Tang, P., Gu, B.-L. & Duan, W. Field-Effect Birefringent Spin Lens in Ultrathin Film of Magnetically Doped Topological Insulators. *Phys. Rev. Lett.* **111**, 116601, doi: http://dx.doi.org/10.1103/PhysRevLett.111.116601 (2013).
- Deng, B., Zhang, R. Q. & Shi, X. Q. New insight into the spin-conserving excitation of the negatively charged nitrogen-vacancy center in diamond. *Sci. Rep.* **4**, 5144, doi: 10.1038/srep05144 (2014).
- Sun, Y. *et al.* Room-temperature ferromagnetism of 2H-SiC-[small alpha]-Al₂O₃ solid solution nanowires and the physical origin. *Nanoscale* **7**, 4912, doi: 10.1039/C4NR07680J (2015).
- Grünberg, P., Schreiber, R., Pang, Y., Brodsky, M. B. & Sowers, H. Layered Magnetic Structures: Evidence for Antiferromagnetic Coupling of Fe Layers across Cr Interlayers. *Physical Review Letters* **57**, 2442 (1986).
- Baibich, M. N. *et al.* Giant Magnetoresistance of (001)Fe/(001)Cr Magnetic Superlattices. *Physical Review Letters* **61**, 2472 (1988).
- Petukhov, A. G., Chantis, A. N. & Demchenko, D. O. Resonant Enhancement of Tunneling Magnetoresistance in Double-Barrier Magnetic Heterostructures. *Phys. Rev. Lett.* **89**, 107205, doi: http://dx.doi.org/10.1103/PhysRevLett.89.107205 (2002).
- KampfrathT *et al.* Terahertz spin current pulses controlled by magnetic heterostructures. *Nat. Nano.* **8**, 256, doi: 10.1038/nnano.2013.43 (2013).
- Wen, Z. *et al.* A 4-Fold-Symmetry Hexagonal Ruthenium for Magnetic Heterostructures Exhibiting Enhanced Perpendicular Magnetic Anisotropy and Tunnel Magnetoresistance. *Adv. Mater.* **26**, 6483, doi: 10.1002/adma.201401959 (2014).
- Bailey, W. E. *et al.* Detection of microwave phase variation in nanometre-scale magnetic heterostructures. *Nat. Commun.* **4**, 2025, doi: 10.1038/ncomms3025 (2013).
- Ida, S., Shiga, D., Koinuma, M. & Matsumoto, Y. Synthesis of Hexagonal Nickel Hydroxide Nanosheets by Exfoliation of Layered Nickel Hydroxide Intercalated with Dodecyl Sulfate Ions. *J. Am. Chem. Soc.* **130**, 14038, doi: 10.1021/ja804397n (2008).

30. Li, G., Wang, X., Ding, H. & Zhang, T. A facile synthesis method for Ni(OH)₂ ultrathin nanosheets and their conversion to porous NiO nanosheets used for formaldehyde sensing. *RSC Adv.* **2**, 13018, doi: 10.1039/C2RA22049K (2012).
31. Rall, J. D., Seehra, M. S. & Choi, E. S. Metamagnetism and nanosize effects in the magnetic properties of the quasi-two-dimensional system beta-N(OH)₂. *Phys. Rev. B* **82**, 184403, doi: <http://dx.doi.org/10.1103/PhysRevB.82.184403> (2010).
32. Hermet, P. *et al.* Dielectric, magnetic, and phonon properties of nickel hydroxide. *Phys. Rev. B* **84**, 235211, doi: <http://dx.doi.org/10.1103/PhysRevB.84.235211> (2011).
33. Koma, A. Van der Waals epitaxy for highly lattice-mismatched systems. *J. Cryst. Growth* **201–202**, 236, doi: [http://dx.doi.org/10.1016/S0022-0248\(98\)01329-3](http://dx.doi.org/10.1016/S0022-0248(98)01329-3) (1999).
34. Zhang, J., Tang, Y., Lee, K. & Ouyang, M. Nonepitaxial Growth of Hybrid Core-Shell Nanostructures with Large Lattice Mismatches. *Science* **327**, 1634, doi: 10.1126/science.1184769 (2010).
35. Caroff, P. *et al.* InSb heterostructure nanowires: MOVPE growth under extreme lattice mismatch. *Nanotechnology* **20**, 495606, doi: 10.1088/0957-4484/20/49/495606 (2009).
36. Zhang, Y., Mori, T., Ye, J. & Antonietti, M. Phosphorus-Doped Carbon Nitride Solid: Enhanced Electrical Conductivity and Photocurrent Generation. *J. Am. Chem. Soc.* **132**, 6294, doi: 10.1021/ja101749y (2010).
37. Li, Y.-F. & Liu, Z.-P. Particle Size, Shape and Activity for Photocatalysis on Titania Anatase Nanoparticles in Aqueous Surroundings. *J. Am. Chem. Soc.* **133**, 15743, doi: 10.1021/ja206153v (2011).
38. Kresse, G. & Furthmüller, J. Efficient iterative schemes for ab initio total-energy calculations using a plane-wave basis set. *Phys. Rev. B* **54**, 11169, doi: <http://dx.doi.org/10.1103/PhysRevB.54.11169> (1996).
39. Kresse, G. & Furthmüller, J. Efficiency of ab-initio total energy calculations for metals and semiconductors using a plane-wave basis set. *Comput. Mater. Sci.* **6**, 15, doi: [http://dx.doi.org/10.1016/0927-0256\(96\)00008-0](http://dx.doi.org/10.1016/0927-0256(96)00008-0) (1996).
40. Kresse, G. & Joubert, D. From ultrasoft pseudopotentials to the projector augmented-wave method. *Phys. Rev. B* **59**, 1758, doi: <http://dx.doi.org/10.1103/PhysRevB.59.1758> (1999).
41. Perdew, J. P., Burke, K. & Ernzerhof, M. Generalized Gradient Approximation Made Simple. *Phys. Rev. Lett.* **77**, 3865, doi: <http://dx.doi.org/10.1103/PhysRevLett.77.3865> (1996).
42. Grimme, S., Antony, J., Ehrlich, S. & Krieg, H. A consistent and accurate ab initio parametrization of density functional dispersion correction (DFT-D) for the 94 elements H-Pu. *J. Chem. Phys.* **132**, 154104, doi: <http://dx.doi.org/10.1063/1.3382344> (2010).

Acknowledgments

This work was supported by the National Natural Science Foundation of China (No. 51222212, 11447011), the Program for Changjiang Scholars and Innovative Research Team in University (IRT13093), the MOST of China (973 Project, Grant NO. 2011CB922200), the Project of the National Natural Science Foundation of China and Guangdong Province (U1401241), the Hunan Provincial Natural Science Foundation of China (No. 2015JJ6013).

Author Contributions

The idea was conceived by L.L. The simulation was performed by X.W. and Z.T. The data analyses were performed by X.W., Z.T., G.G., S.M. and L.L. This manuscript was written by X.W., Z.T. and L.L. All authors discussed the results and contributed to the paper.

Additional Information

Competing financial interests: The authors declare no competing financial interests.

How to cite this article: Wei, X.-L. *et al.* Electronic and magnetism properties of two-dimensional stacked nickel hydroxides and nitrides. *Sci. Rep.* **5**, 11656; doi: 10.1038/srep11656 (2015).



This work is licensed under a Creative Commons Attribution 4.0 International License. The images or other third party material in this article are included in the article's Creative Commons license, unless indicated otherwise in the credit line; if the material is not included under the Creative Commons license, users will need to obtain permission from the license holder to reproduce the material. To view a copy of this license, visit <http://creativecommons.org/licenses/by/4.0/>