



OPEN

Significance of microbial asynchronous anabolism to soil carbon dynamics driven by litter inputs

SUBJECT AREAS:
MICROBIAL ECOLOGY
THEORETICAL ECOLOGY
ECOLOGICAL MODELLING

Zhaosheng Fan^{1*} & Chao Liang^{1,2*}

Received
22 December 2014

Accepted
9 March 2015

Published
2 April 2015

Correspondence and
requests for materials
should be addressed to
C.L. (cliang823@
gmail.com)

* These two authors
contributed equally to
this work.

¹Biosciences Division, Argonne National Laboratory, Argonne, IL 60439, USA, ²State Key Laboratory of Forest and Soil Ecology, Institute of Applied Ecology, Chinese Academy of Sciences, Shenyang 110164, China.

Soil organic carbon (SOC) plays an important role in the global carbon cycle. However, it remains largely unknown how plant litter inputs impact magnitude, composition and source configuration of the SOC stocks over long term through microbial catabolism and anabolism, mostly due to uncoupled research on litter decomposition and SOC formation. This limits our ability to predict soil system responses to changes in land-use and climate. Here, we examine how microbes act as a valve controlling carbon sequestered from plant litters versus released to the atmosphere in natural ecosystems amended with plant litters varying in quantity and quality. We find that litter quality – not quantity – regulates long-term SOC dynamics under different plausible scenarios. Long-term changes in bulk SOC stock occur only when the quality of carbon inputs causes asynchronous change in a microbial physiological trait, defined as “microbial biosynthesis acceleration” (MBA). This is the first theoretical demonstration that the response of the SOC stocks to litter inputs is critically determined by the microbial physiology. Our work suggests that total SOC at an equilibrium state may be an intrinsic property of a given ecosystem, which ultimately is controlled by the asynchronous MBA between microbial functional groups.

Globally, soils hold a large amount of carbon (C); the size of the SOC pool is twice that of the atmosphere and greater than the atmospheric and terrestrial vegetation C pools combined^{1,2}. Small changes in the balance between inputs to and outputs from the SOC pool (especially the stable C pool) could have a significant impact on atmospheric CO₂ concentration^{3–5}, which may either reduce or exacerbate the consequences of burning of fossil fuels. For example, global climate change due to rising atmospheric CO₂ concentration will likely change aboveground vegetation dynamics. Such changes can then impact the quantity of litter C inputs to soil by altering plant net primary productivity (NPP) and/or affect the quality of litter C inputs by altering plant community structure (e.g., population sizes and species composition) and/or chemical composition (e.g., nitrogen and phosphorus concentrations) of plant litter^{6–9}.

Impacts on plant-C inputs to soil are fairly well represented in current climate and Earth system models (CESMs) that are driven largely by plant productivity responses^{10,11}. However, microbial roles in soil C cycling are still poorly reflected in these models¹², despite that dynamics of SOC is driven ultimately by microbial catabolic and anabolic activities^{2,13,14}. In practice, microbial models can be both plausible and straightforward (but not easy) to parameterize; importantly they also show promise for improving overall knowledge and our ability to predict the effects of global changes^{12,15}.

Calls for the explicit consideration of microorganisms and their activities in models are increasing^{15–17}, the necessary theoretical supporting research are growing^{18–21}, and results are beginning to emerge^{14,22–26}. For example, a recent study showed that performance of the Community Land Model (a global land surface model) was substantially improved by addition of microbial processes²⁴. While microbial models are not absent in current studies, unfortunately most of them only target microbial biomass. Inevitably, microbial controls over SOC formation, transformation, and stabilization are engaged by numerous functional species that constitute the microbial community. Yet so far, virtually few published models have incorporated dynamics of microbial community and examine its relevance for SOC cycling²⁷. Therefore, accounting for the responses of the microbial community and its physiology in CESMs may be necessary to reliably predict SOC dynamics²⁸.

Emerging opinion suggests that soil microbes act as important agents of SOC formation^{13,29,30}, in part, because of growing evidence that microbial-derived C forms are primary constituents of the stable SOC pool^{14,31–35}. In this view, microbial activities simultaneously lead to (1) significant CO₂ emissions via decomposition of plant residues

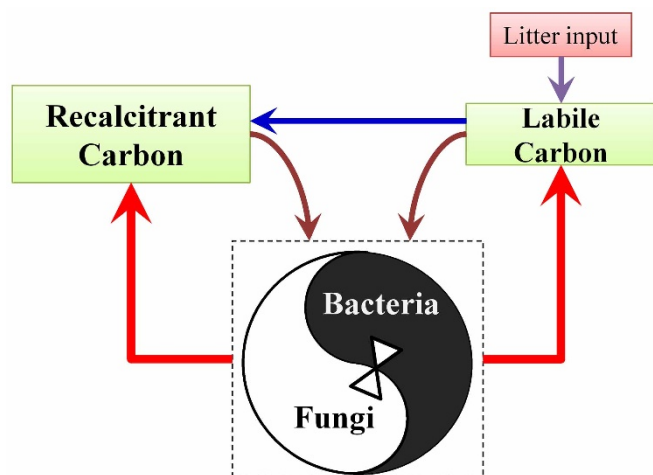


Figure 1 | Schematic of the model framework that was used to simultaneously simulate the interactions among dynamics of litter C input (i.e., quantity and quality), dynamics of biomass and necromass of microbial functional groups (i.e., fungi and bacteria), and dynamics of soil non-living C pools (i.e., labile and recalcitrant C).

and soil organic matter and (2) deposition of microbial-derived C into the SOC reservoir via turnover of microbial biomass and necromass. Hence, we believe that the balance of C response between microbial decomposition and deposition channels will be a key factor determining changes in the magnitude, composition (labile vs recalcitrant) and source configuration (microbial-derived vs plant-derived) of SOC.

Accordingly, we develop a mechanistic microbial model (Fig. 1) that represents and explores the coupled mechanisms behind SOC dynamics resulting from variations in plant litter inputs over decadal time scales by taking into account (1) the origins of SOC (i.e., microbial-derived and plant-derived), (2) the responses of various SOC and microbial biomass C pools to plant litter inputs, and (3) the feedbacks between SOC pools and microbial functional groups (fungi and bacteria). A global optimization strategy³⁶ and several strictly defined constraints (e.g., biomass, maintenance respiration) were used to ensure the validity and reliability of the calibrated model parameters and enable reliable model simulations. After model parameters and the corresponding equilibrium state were determined, we systematically explored the responses of various SOC pools to different litter C input scenarios by using our microbial model (Table 1). Our model is a biologically realistic model based on established

theory and microbial parameters. We expect our work serve as the first step towards a new generation of models that include key physical and chemical mechanisms in the SOC cycling.

Results

Initially, we simulated the impacts of a change in the *quantity* of litter C inputs (doubled amount; i.e., LF) on the dynamics of SOC pools (Table 1). The simulation results showed that increasing the amount of litter C inputs alone eventually increased the size of living C pools (fungal and bacterial biomass C; Fig. 2, panels *d* and *e*), but had no impacts on the ratio of fungal to bacterial biomass C, the size of non-living C pools (labile and recalcitrant C; Fig. 2, panels *a*, *b*, and *g*), and the source configuration of non-living C pools (i.e., the relative contributions of C derived from fungi, bacteria, and plant sources in labile and recalcitrant C pools; Fig. 2, panels *g*–*l*). These results were consistent among three sets of modeling exercises in which we assumed that living fungal biomass C was the same as (Equal-Fungi), greater than (LowFungi), or less than (HighFungi) living bacterial biomass C (Fig. 2, Supplementary S1–S5). Our simulations with LF suggest that increases in litter C inputs due to increased NPP may change the size of soil non-living C pools in the short term (assuming plant community structure maintains stable), but that this response is transient. After ca. 3 years of increased litter C inputs alone, the non-living SOC pools returned to steady states equivalent to the equilibrium levels before NPP was increased. Basically, the extra C from doubled litter inputs increased microbial growth and eventually sustained a larger pool of living microbial biomass, without causing significant changes in non-living SOC pools.

Next we simulated how a change in the *quality* of litter C (i.e., HQ or LQ; hereafter referred to as ChangeQI) affected SOC dynamics (Table 1). We conducted these model runs under the assumption that fungal and bacterial communities have synchronous responses to a change in litter quality (i.e., fungi and bacteria had the same positive or negative percentage changes in biosynthesis rates), that is to say that fungal and bacterial groups were assumed to respond with the same MBA. Under this assumption, ChangeQI had large impacts on the size and composition of the living C pools and also altered the composition and source configuration of non-living SOC pools (Fig. 2, panels *a*, *b*, *d*, *e*, *g*–*l*; Supplementary S2 and S4). However, changes in the size of total non-living SOC were less than <5% (Fig. 2, panel *c*; Fig. 3), and this limited response was unaffected by the ratio of fungal-to-bacterial biomass (i.e., the three sets of modeling exercises: EqualFungi, LowFungi, and HighFungi). Thus, when plant community structure is altered by changes in land-use or climate, these results suggest that a corresponding change in litter quality (whether increased or decreased) is likely to have limited impacts on the size of total non-living SOC, if microbial functional groups (fungi and bacteria) exhibit the same MBA.

Table 1 | The summary of simulations for the set of modeling exercises (EqualFungi) with the assumption that the ratio between fungal and bacterial biomass is 1 : 1. The other two sets of modeling exercises with the assumption that the ratio between fungal and bacterial biomass is 1 : 2 (LowFungi) and 2 : 1 (HighFungi) have the same simulation setups as 1 : 1 (EqualFungi)

	Parameter related to quantity of litter C		Parameters related to quality of litter C				Note
	C_{input} (mg g ⁻¹ month ⁻¹)	$f_{u,l}$ (-)	f_r (-)	Change in $k_{b,l}$	Change in $k_{f,l}$		
Simulation 1	0.72	0.5	0.2	No change (or ±0%)	No change (or ±0%)	Control	
Simulation 2	1.44	0.5	0.2	No change (or ±0%)	No change (or ±0%)	Doubled quantity of litter C (LF)	
Simulation 3	0.72	0.6	0.1	+20%	+20%	High quality of litter C (HQ)	
Simulation 4		0.6	0.1	+10%	+10%		
Simulation 5	0.72	0.4	0.3	-20%	-20%	Low quality of litter C (LQ)	
Simulation 6		0.4	0.3	-20%	-10%		
Simulation 7		0.4	0.3	-10%	-20%		

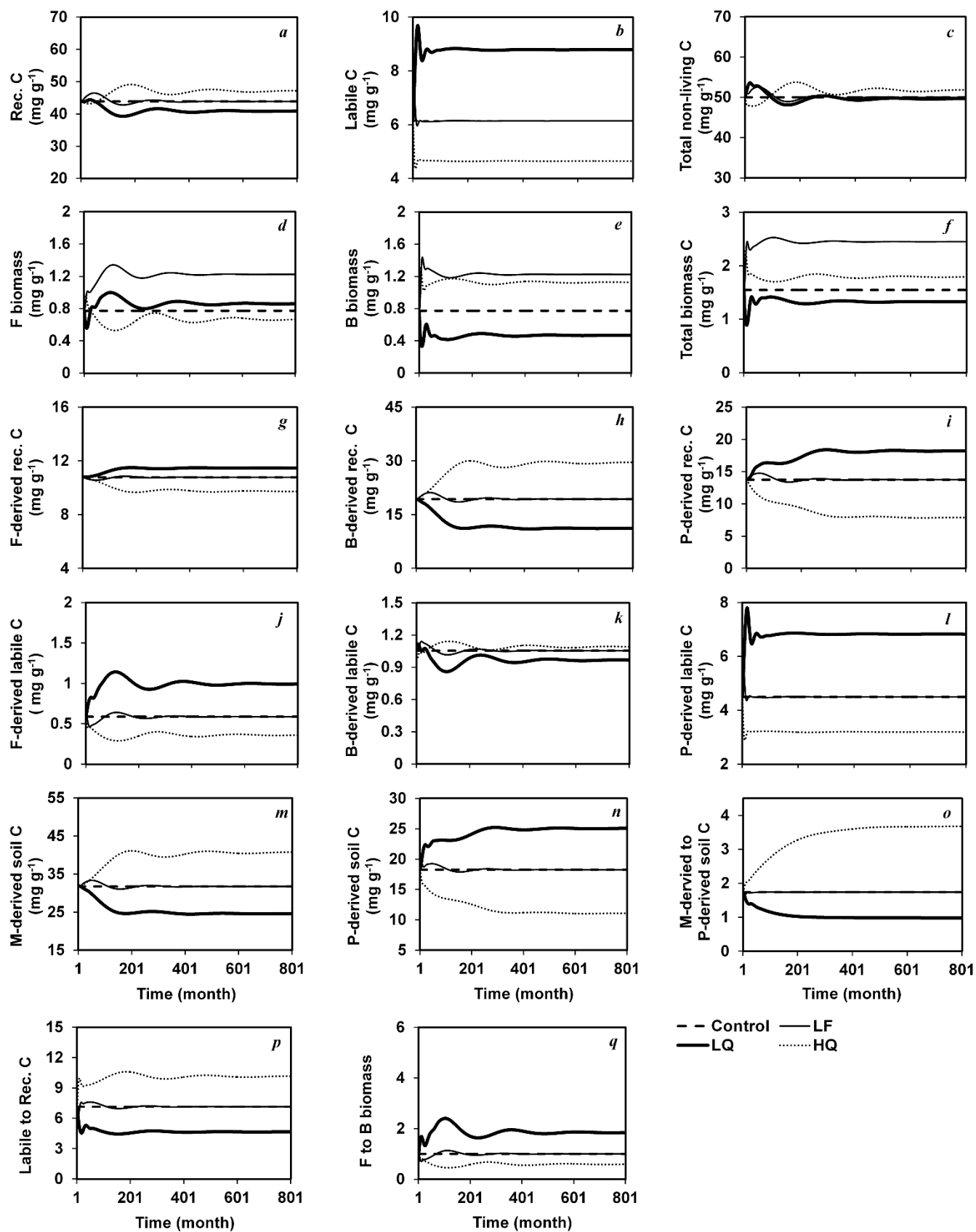


Figure 2 | Modelled responses of SOC dynamics to different plant litter input scenarios. The simulations were conducted with the assumption that 1) fungal biomass C equals to bacterial biomass C and 2) fungi and bacteria are equally sensitive to the litter input. B – Bacteria; F – Fungi; M – Microbial; Rec – Recalcitrant; P – Plant; LF – doubled quantity of litter input; LQ – lower quality of litter input; HQ – higher quality of litter input.

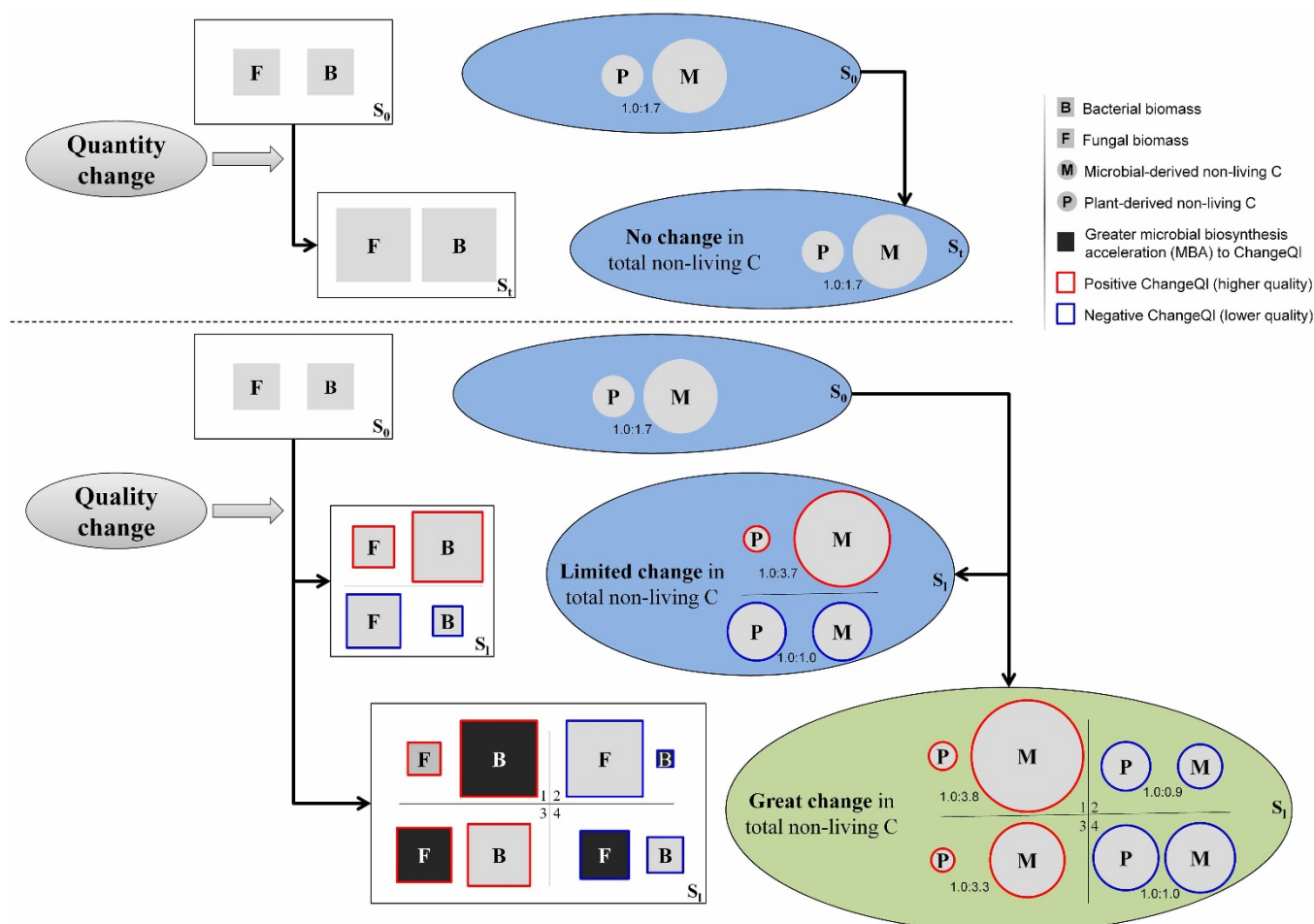


Figure 3 | A stylized illustration integrating modelled results under various scenarios. It depicts the model simulation results with the assumption that the ratio between fungal and bacterial biomass C is 1.0 at the initial equilibrium state. The filled square (biomass C pool) and circle (non-living C pool) shapes are drawn to scale with the length or diameter derived from the simulated pool sizes shown in Figure 2 and Appendix; however, different scale number was used for the biomass (square shape) and non-living (circle shape) C pools. The ratios (for example, 1.0 : 1.7) indicate the ratios between plant-derived and microbial-derived non-living C. S_0 denotes the control simulation with no changes in quality and quantity of litter C input; S_1 denotes the simulation with change in quantity of litter C input; S_1 denotes the simulation with change in quality of litter C input. The red and blue line color denotes the simulation results with positive and negative microbial biosynthesis acceleration (MBA) to litter C input, respectively, and fungi and bacteria have same magnitude (indicated as same filled color) or different magnitude (indicated as different color with darker color for greater magnitude) of such MBA.

Finally, we conducted a series of simulations in which we assumed that fungal and bacterial communities react asynchronously to a change in litter quality (i.e., fungal and bacterial groups can respond with different percentage changes in their biosynthesis rates, that is to say, different MBA) (Table 1). Under this assumption, our simulations for all sets of modeling exercises (EqualFungi, LowFungi, and HighFungi) suggested that ChangeQI significantly impacted the size, composition, and source configuration of non-living C pools over the long term (Fig. 3, Supplementary S1 and S3).

Discussion

Our study demonstrates that the equilibrium response of total non-living SOC to plant litter inputs might not be controlled by litter quantity and microbial biomass, and limitedly controlled by change in litter quality, but most significantly controlled by how MBA of microbial functional groups (fungi and bacteria) differs from each other. Considering the small fraction (<5%) of microbial living biomass in the total organic C in soils²⁰, our results suggest that the total SOC at an equilibrium state may be an “intrinsic” property of a given ecosystem and such intrinsic property is ultimately controlled by asynchronous change in MBA of different microbial functional groups.

So far, microbial biomass is rarely considered as an additional C pool^{37–39}, and even when such a microbial C pool exists it is simply represented as a C inventory rather than a driving factor of C decomposition (similar to soil temperature and moisture) in the existing CESMs¹³. Our model structure includes the under-explored microbial biomass as a fast turnover C pool and a major driver of SOC decomposition, and more importantly our model also captures microbial functional groups. Furthermore, our model has capability of differentiating the microbial-derived C from the C of other origins, from which we could explore the extent of how turnover of microbial community biomass changes allocations of SOC between plant left-over and microbial recycled products. The clarification and quantification of the percentage of total SOC that is microbially derived have significant scientific implications as well as practical value, e.g., it is a prerequisite to understanding soil processes on the Earth and particularly useful for broad-scale calculations of global C model parameters²⁹. This is fundamental yet under-explored knowledge, as few of ecologists and soil scientists have even attempted to measure it in a meaningful way. Our model simulations show that the contribution of microbial-derived C to total non-living C stock at equilibrium state ranges from 47% to 80%, which is consistent with previous studies indicating that microbial-derived C is important in



Table 2 | Descriptions of Model parameters

Parameter	Description	Unit
δ_b	Bacterial activity	unitless
δ_f	Fungal activity	unitless
B	C concentration of bacterial biomass	mg g ⁻¹
$C_{CO_2,l}$	CO ₂ flux derived from biosynthesis of labile C	mg g ⁻¹
$C_{CO_2,m}$	CO ₂ flux derived from microbial maintenance respiration	mg g ⁻¹
$C_{CO_2,r}$	CO ₂ flux derived from biosynthesis of recalcitrant C	mg g ⁻¹
C_{input}	External litter C input	mg g ⁻¹ month ⁻¹
C_L	Labile C concentration	mg g ⁻¹
C_{MBC}	C concentration of microbial biomass	mg g ⁻¹
C_R	Recalcitrant C concentration	mg g ⁻¹
F	C concentration of fungal biomass	mg g ⁻¹
f_d	Fraction of bacterial and fungal necromass that transfers to the labile C pools	unitless
f_t	Fraction of labile C directly transformed to recalcitrant C	unitless
$f_{u,l}$	Fraction of assimilated labile C that transfers to the microbial biomass C pool	unitless
$f_{u,r}$	Fraction of assimilated recalcitrant C that transfers to the microbial biomass C pool	unitless
$k_{b,l}$	Biosynthesis rate of labile C by bacteria	month ⁻¹
$k_{b,r}$	Biosynthesis rate of recalcitrant C by bacteria	month ⁻¹
$k_{d,b}$	Death rate of bacteria	month ⁻¹
$k_{d,f}$	Death rate of fungi	month ⁻¹
$k_{f,l}$	Biosynthesis rate of labile C by fungi	month ⁻¹
$k_{f,r}$	Biosynthesis rate of recalcitrant C by fungi	month ⁻¹
k_i	Microbial inhibition constant	mg g ⁻¹
k_m	Microbial maintenance respiration rate	month ⁻¹
t	Time	month

SOC stabilization^{14,30,32}. Although this range might be different in reality, these results do suggest that shifts in the source configuration (microbial-derived vs. plant-derived) of soil non-living C may be significantly changed due to environmental changes, and such changes are controlled by plant-C quality and asynchronous MBA.

We argue that our model framework provides a baseline to investigate microbial-centered soil processes in SOC cycling and is ready to be coupled with models that simulate other abiotic factors such as oxidation and hydrolysis of SOC, soil habitat, physicochemical protection, and spatial inaccessibility of SOC to microbes⁴⁰. In particular, physical protections of SOC in micro-aggregates and chemically-bound to mineral particles have long been known to affect soil C storage^{41–43}, and are drawing increasing attentions in recent years. New studies have shown that interactions between SOC and microbes and minerals play a more important role in SOC sequestration than chemical properties of SOC^{17,44}. Critical evaluation of these mechanisms (i.e., physical and chemical protections) needs to be addressed in future model development. Also, it should be noted that the quality of fungal-, bacterial-, and plant-derived labile and recalcitrant C was assumed to be the same in the model, while many studies have shown that microbial- and plant-derived C likely have different vulnerability to decomposition^{5,45}. Nonetheless, our study highlights the important role of microbial community, and that shifts in community biomass turnover change the size, composition and source configuration of non-living C owing to “acceleration effect” (here is asynchronous MBA to C input between microbial functional groups) and further may have great impacts on the global C cycling.

More broadly, the driving force (plant litter inputs) in our microbial model could be extended to investigate SOC dynamics due to other events such as root exudate inputs and C amendment (e.g., fertilization) or disturbances (e.g., land-use change, warming, fire, and species invasion). It is likely that, qualitatively similarly to the changes of plant litter inputs, those events and disturbances will have great impacts on total SOC if MBA of fungal physiology differs from that of bacterial physiology. Overall, our model simulations suggest that future experimental studies may improve our understanding of plant-microbe-environment interactions by concentrating on the metabolic response of different microbial functional groups to global

change and, most critically, the relative differences among those responses.

Methods

We developed a mechanistic model to simulate and investigate the microbial control over SOC cycling. In our modeling framework, the soil C pools are separated into two categories: living and non-living C pools. The living C pools (i.e., biomass) are further divided into living fungal and bacterial C pools; the non-living C pools are further divided into labile and recalcitrant C pools. The labile C pool depends on C loss due to microbial anabolism and catabolism (defined as the sum of biosynthesis and loss to respiration) and transformation of labile C to recalcitrant C, and C gain due to both microbial necromass and external litter C inputs. The microbial biomass C pool depends on C loss (due to microbial death and maintenance respiration) and C gain (due to biosynthesis). The recalcitrant C pool depends on C loss due to the microbial anabolism and catabolism and C gain due to microbial necromass input and transformation of labile C to recalcitrant C. Below we describe the processes that affect the dynamics of each C pool and the corresponding mathematical equations. Table 2 provides a list of model parameters and their definitions and units.

Model development. *Labile C pool.* The labile C pool is quantitatively expressed as.

$$\frac{dC_L}{dt} = C_{input} + f_d \cdot k_{d,b} \cdot B + f_d \cdot k_{d,f} \cdot F - \delta_b \cdot k_{b,l} \cdot B \cdot C_L - \delta_f \cdot k_{f,l} \cdot F \cdot C_L \quad (1)$$

where C_L is the labile C concentration (mg g⁻¹); t is the time (month); C_{input} is the external litter C input (mg g⁻¹ month⁻¹) that was set to 0.72 mg g⁻¹ month⁻¹; f_d is the fraction of bacterial and fungal necromass that transfers to the labile C pools during turnover (unitless), respectively; $k_{d,b}$ and $k_{d,f}$ are the death rates of bacteria and fungi (month⁻¹), respectively; B and F are the C concentration of bacterial and fungal biomass (mg g⁻¹), respectively; δ_b and δ_f are the factors describing the bacterial and fungal activities, respectively, and ranges from 0 to 1 (unitless); $k_{b,l}$ and $k_{f,l}$ are the labile C biosynthesis rates by bacteria and fungi (month⁻¹), respectively. Equation (1) and the following equations indicate that bacterial and fungal biomass not only contribute to soil C pools but also are drivers of decomposition of labile and recalcitrant C pools⁴⁶. The factors controlling the dynamics of bacterial and fungal activities (i.e., δ_b and δ_f) depend on the amount of substrate (e.g., C_L) and the dynamical change of microbial activity follows a Michaelis-Menten type response function^{46,47}:

$$\frac{d\delta_b}{dt} = k_{b,l} \cdot C_L \cdot \left(\frac{C_L}{C_L + k_i} - \delta_b \right) \quad (2)$$

$$\frac{d\delta_f}{dt} = k_{f,l} \cdot C_L \cdot \left(\frac{C_L}{C_L + k_i} - \delta_f \right) \quad (3)$$

where k_i is the microbial inhibition constant (mg g⁻¹).



Microbial biomass C pool. The microbial biomass C pool is quantitatively expressed as:

$$\frac{dC_{MBC}}{dt} = \frac{dB}{dt} + \frac{dF}{dt} \quad (4)$$

$$\begin{aligned} \frac{dB}{dt} = & f_{u,l} \cdot \delta_b \cdot k_{b,l} \cdot B \cdot C_L + f_{u,r} \cdot \delta_b \cdot k_{b,r} \cdot B \cdot C_R \\ & - \delta_b \cdot k_m \cdot B - k_{d,b} \cdot B \end{aligned} \quad (5)$$

$$\begin{aligned} \frac{dF}{dt} = & f_{u,l} \cdot \delta_f \cdot k_{f,l} \cdot F \cdot C_L + f_{u,r} \cdot \delta_f \cdot k_{f,r} \cdot F \cdot C_R \\ & - \delta_f \cdot k_m \cdot F - k_{d,f} \cdot F \end{aligned} \quad (6)$$

where C_{MBC} is the microbial biomass C concentration (mg g^{-1}); $f_{u,l}$ and $f_{u,r}$ are the fractions of assimilated labile and recalcitrant C that transfers to the microbial biomass C pool (unitless), respectively; $k_{b,r}$ and $k_{f,r}$ are the biosynthesis rates of the recalcitrant C by bacteria and fungi (month^{-1}), respectively; C_R is the recalcitrant C concentration (mg g^{-1}); k_m is the microbial maintenance respiration rate (month^{-1}).

Recalcitrant C pool. The recalcitrant C pool is quantitatively expressed as:

$$\begin{aligned} \frac{dC_R}{dt} = & f_l \cdot \delta_b \cdot k_{b,l} \cdot B \cdot C_L + f_r \cdot \delta_f \cdot k_{f,l} \cdot F \cdot C_L \\ & + (1.0 - f_d) \cdot k_{d,b} \cdot B + (1.0 - f_d) \cdot k_{d,f} \cdot F \\ & - \delta_b \cdot k_{b,r} \cdot B \cdot C_R - \delta_f \cdot k_{f,r} \cdot F \cdot C_R \end{aligned} \quad (7)$$

where f_l is the fraction of labile C directly transformed to recalcitrant C. Other parameters in equation (7) have been defined earlier.

CO₂ efflux. The total CO₂ efflux (C_{CO_2}) from soil is composed of three components: CO₂ efflux due to biosynthesis of both labile and recalcitrant C pools and CO₂ efflux due to microbial maintenance respiration, and is quantitatively expressed as:

$$\frac{\partial C_{CO_2}}{\partial t} = \frac{\partial C_{CO_2,l}}{\partial t} + \frac{\partial C_{CO_2,r}}{\partial t} + \frac{\partial C_{CO_2,m}}{\partial t} \quad (8)$$

$$\begin{aligned} \frac{\partial C_{CO_2,l}}{\partial t} = & (1 - f_{u,l} - f_l) \cdot \delta_b \cdot k_{b,l} \cdot B \cdot C_L \\ & + (1 - f_{u,l} - f_l) \cdot \delta_f \cdot k_{f,l} \cdot F \cdot C_L \end{aligned} \quad (9)$$

$$\begin{aligned} \frac{\partial C_{CO_2,r}}{\partial t} = & (1.0 - f_{u,r}) \cdot \delta_b \cdot k_{b,r} \cdot B \cdot C_R \\ & + (1.0 - f_{u,r}) \cdot \delta_f \cdot k_{f,r} \cdot F \cdot C_R \end{aligned} \quad (10)$$

$$\frac{\partial C_{CO_2,m}}{\partial t} = \delta_b \cdot k_m \cdot B + \delta_f \cdot k_m \cdot F \quad (11)$$

where $C_{CO_2,l}$, $C_{CO_2,r}$, and $C_{CO_2,m}$ are the CO₂ efflux derived from the biosynthesis of both labile and recalcitrant C pools and from the microbial maintenance respiration (mg g^{-1}), respectively.

Model parameterization and modeling exercises. There are seven unknown parameters in the developed model: the death rates of fungi and bacteria (i.e., $k_{d,f}$ and $k_{d,b}$), the biosynthesis rates of the labile C by fungi and bacteria (i.e., $k_{f,l}$ and $k_{b,l}$), the biosynthesis rates of the recalcitrant C by fungi and bacteria (i.e., $k_{f,r}$ and $k_{b,r}$), and microbial maintenance respiration rates (i.e., k_m). Five objective functions and three constraints were used to determine those unknown model parameters (see Supplementary for details). Briefly, these five objective functions were the ratio between labile and recalcitrant C pools, the ratio of microbial biomass C to total soil C, the ratio of microbial maintenance respiration to total soil heterotrophic respiration, the ratio between fungal and bacterial biomass C, and the total soil non-living C content. The three constraints were that 1) turnover rate of bacterial biomass is constrained to be greater than that of fungal biomass, 2) biosynthesis rate of labile C by bacteria is constrained to be greater than by fungi, and 3) biosynthesis rate of recalcitrant C by fungi is constrained to be greater than by bacteria. It is important to have these objective functions and constraints in order to determine a set of parameters that produce reasonable simulations on all of pools and processes included in our model.

After the objective functions and constraints were defined, a global optimization method (stochastic ranking evolutionary strategy³⁶) was used to determine the model parameters. This was done by minimizing the difference between the objective functions and the simulations after model spinups to reach equilibrium state. After model parameters and the corresponding equilibrium state were determined, we systematically explored the temporal responses of various SOC pools to different litter C input scenarios by using our microbial model (Table 1). Alternative reasonable objective functions (e.g., different objective function on the ratio between fungal and bacterial biomass) might change the estimated parameters and quantitative results, but would not change the qualitative results. Please see the supplementary materials

for the detailed descriptions of model parameterization and modeling exercises.

1. Eswaran, H., Van Den Berg, E. & Reich, P. Organic carbon in soils of the world. *Soil Sci. Soc. Am. J.* **57**, 192–194, doi:10.2136/sssaj1993.03615995005700010034x (1993).
2. Balsler, T. C. in *Encyclopedia of soils in the environment* (ed Hillel, D.) 195–207 (Elsevier, 2005).
3. Davidson, E. A. & Janssens, I. A. Temperature sensitivity of soil carbon decomposition and feedbacks to climate change. *Nature* **440**, 165–173 (2006).
4. Rustad, L., Huntington, T. & Boone, R. Controls on soil respiration: Implications for climate change. *Biogeochemistry* **48**, 1–6 (2000).
5. Liang, C. & Balsler, T. C. Warming and nitrogen deposition lessen microbial residue contribution to soil carbon pool. *Nat Commun* **3**, 1222 (2012).
6. Metcalfe, D. B., Fisher, R. A. & Wardle, D. A. Plant communities as drivers of soil respiration: pathways, mechanisms, and significance for global change. *Biogeosciences* **8**, 2047–2061 (2011).
7. Melillo, J. M. et al. Global climate change and terrestrial net primary production. *Nature* **363**, 234–240 (1993).
8. Cotrufo, M. F., Ineson, P. & Rowland, A. P. Decomposition of tree leaf litters grown under elevated CO₂: effect of litter quality. *Plant Soil* **163**, 121–130 (1994).
9. Garten, C. T., Iversen, C. M. & Norby, R. J. Litterfall 15N abundance indicates declining soil nitrogen availability in a free-air CO₂ enrichment experiment. *Ecol.* **92**, 133–139 (2011).
10. Thornton, P. E. & Zimmermann, N. E. An improved canopy integration scheme for a land surface model with prognostic canopy structure. *Journal of Climate* **20**, 3902–3923 (2007).
11. Krinner, G. et al. A dynamic global vegetation model for studies of the coupled atmosphere-biosphere system. *Global Biogeochemical Cycles* **19**, GB1015 (2005).
12. Schimel, J. Soil carbon: microbes and global carbon. *Nature Clim. Change* **3**, 867–868 (2013).
13. Schimel, J. & Schaeffer, S. M. Microbial control over carbon cycling in soil. *Frontiers in Microbiology* **3**, 1–11, doi:10.3389/fmicb.2012.00348 (2012).
14. Liang, C., Cheng, G., Wixon, D. & Balsler, T. An Absorbing Markov Chain approach to understanding the microbial role in soil carbon stabilization. *Biogeochemistry* **106**, 303–309 (2011).
15. Treseder, K. et al. Integrating microbial ecology into ecosystem models: challenges and priorities. *Biogeochemistry* **109**, 7–18 (2012).
16. Allison, S. D. & Martiny, J. B. H. Resistance, resilience, and redundancy in microbial communities. *Proceedings of the National Academy of Sciences* **105**, 11512–11519, doi:10.1073/pnas.0801925105 (2008).
17. Schmidt, M. W. I. et al. Persistence of soil organic matter as an ecosystem property. *Nature* **478**, 49–56 (2011).
18. Moorhead, D. L. & Sinsabaugh, R. L. A theoretical model of litter decay and microbial interaction. *Ecological Monographs* **76**, 151–174 (2006).
19. Schimel, J. P. & Weintraub, M. N. The implications of exoenzyme activity on microbial carbon and nitrogen limitation in soil: a theoretical model. *Soil Biology and Biochemistry* **35**, 549–563 (2003).
20. Allison, S. D., Wallenstein, M. D. & Bradford, M. A. Soil-carbon response to warming dependent on microbial physiology. *Nature Geosci* **3**, 336–340 (2010).
21. Li, J., Wang, G., Allison, S., Mayes, M. & Luo, Y. Soil carbon sensitivity to temperature and carbon use efficiency compared across microbial-ecosystem models of varying complexity. *Biogeochemistry* **119**, 67–84 (2014).
22. Fan, Z., Jastrow, J. D., Liang, C., Matamala, R. & Miller, R. M. Priming effects in boreal black spruce forest soils: quantitative evaluation and sensitivity analysis. *PLoS ONE* **8**, e77880 (2013).
23. Xu, X. et al. Substrate and environmental controls on microbial assimilation of soil organic carbon: a framework for Earth system models. *Ecology Letters* **17**, 547–555 (2014).
24. Wieder, W. R., Bonan, G. B. & Allison, S. D. Global soil carbon projections are improved by modelling microbial processes. *Nature Clim. Change* **3**, 909–912 (2013).
25. Lawrence, C. R., Neff, J. C. & Schimel, J. P. Does adding microbial mechanisms of decomposition improve soil organic matter models? A comparison of four models using data from a pulsed rewetting experiment. *Soil Biology and Biochemistry* **41**, 1923–1934 (2009).
26. Wieder, W. R., Grandy, A. S., Kallenbach, C. M. & Bonan, G. B. Integrating microbial physiology and physiochemical principles in soils with the Microbial-Mineral Carbon Stabilization (MIMICS) model. *Biogeosciences* **11**, 1147–1185 (2014).
27. Xu, C., Liang, C., Wullschlegel, S., Wilson, C. & McDowell, N. Importance of feedback loops between soil inorganic nitrogen and microbial communities in the heterotrophic soil respiration response to global warming. *Nat Rev Micro* **9**, 222–222 (2011).
28. Todd-Brown, K. O., Hopkins, F., Kivlin, S., Talbot, J. & Allison, S. A framework for representing microbial decomposition in coupled climate models. *Biogeochemistry* **109**, 19–33 (2012).
29. Liang, C. & Balsler, T. C. Microbial production of recalcitrant organic matter in global soils: implications for productivity and climate policy. *Nat Rev Micro* **9**, 75–75 (2011).
30. Miltner, A., Bombach, P., Schmidt-Brücken, B. & Kästner, M. SOM genesis: microbial biomass as a significant source. *Biogeochemistry* **111**, 41–55 (2012).



31. Kindler, R., Miltner, A., Richnow, H.-H. & Kästner, M. Fate of gram-negative bacterial biomass in soil - mineralization and contribution to SOM. *Soil Biology and Biochemistry* **38**, 2860–2870 (2006).
32. Simpson, A. J., Simpson, M. J., Smith, E. & Kelleher, B. P. Microbially derived inputs to soil organic matter: are current estimates too low? *Environmental Science & Technology* **41**, 8070–8076 (2007).
33. Wang, H. *et al.* Stable soil organic carbon is positively linked to microbial-derived compounds in four plantations of subtropical China. *Biogeosciences Discuss* **10**, 18093–18119 (2013).
34. Bradford, M., Keiser, A., Davies, C., Mersmann, C. & Strickland, M. Empirical evidence that soil carbon formation from plant inputs is positively related to microbial growth. *Biogeochemistry* **113**, 271–281 (2013).
35. Grandy, A. S. & Neff, J. C. Molecular C dynamics downstream: The biochemical decomposition sequence and its impact on soil organic matter structure and function. *Science of The Total Environment* **404**, 297–307 (2008).
36. Runarsson, T. P. & Yao, X. Stochastic ranking for constrained evolutionary optimization. *Evolutionary Computation, IEEE Transactions on* **4**, 284–294 (2000).
37. Katterer, T. & Andren, O. The ICBM family of analytically solved models of soil carbon, nitrogen and microbial biomass dynamics descriptions and application examples. *Ecol. Model.* **136**, 191–207 (2001).
38. Parton, W. J., Schimel, D. S., Cole, C. V. & Ojima, S. Analysis of factors controlling soil organic-matter levels in Great-Plains grasslands. *Soil Sci. Soc. Am. J.* **51**, 1173–1179 (1987).
39. Pansu, M., Bottner, P., Sarmiento, L. & Metselaar, K. Comparison of five soil organic matter decomposition models using data from a C-14 and N-15 labeling field experiment. *Global Biogeochem. Cy.* **18**, GB4022 (2004).
40. Kemmitt, S. J. *et al.* Mineralization of native soil organic matter is not regulated by the size, activity or composition of the soil microbial biomass - a new perspective. *Soil Biol. Biochem.* **40**, 61–73 (2008).
41. Jastrow, J. D. Soil aggregate formation and the accrual of particulate and mineral-associated organic matter. *Soil Biology and Biochemistry* **28**, 665–676 (1996).
42. Torn, M. S., Trumbore, S. E., Chadwick, O. A., Vitousek, P. M. & Hendricks, D. M. Mineral control of soil organic carbon storage and turnover. *Nature* **389**, 170–173 (1997).
43. Six, J., Conant, R. T., Paul, E. A. & Paustian, K. Stabilization mechanisms of soil organic matter: Implications for C-saturation of soils. *Plant Soil* **241**, 155–176 (2002).
44. Kleber, M. & Johnson, M. G. in *Advances in Agronomy* Vol. Volume **106**, 77–142 (Academic Press, 2010).
45. Kiem, R. & Kögel-Knabner, I. Contribution of lignin and polysaccharides to the refractory carbon pool in C-depleted arable soils. *Soil Biology and Biochemistry* **35**, 101–118 (2003).
46. Blagodatsky, S., Blagodatskaya, E., Yuyukina, T. & Kuzyakov, Y. Model of apparent and real priming effects: Linking microbial activity with soil organic matter decomposition. *Soil Biology and Biochemistry* **42**, 1275–1283 (2010).
47. Blagodatsky, S. A. & Richter, O. Microbial growth in soil and nitrogen turnover: a theoretical model considering the activity state of microorganisms. *Soil Biology and Biochemistry* **30**, 1743–1755 (1998).

Acknowledgments

We thank M. Warren, C. Xu, T. Balsler, R. Jackson and J. Tiedje for discussions during the early development of the ideas and concepts behind this model. Particularly, we would like to thank J. Jastrow for the constructive comments and suggestions to improve the manuscript. This work was supported by the U.S. Department of Energy, Office of Science, Office of Biological and Environmental Research, Climate and Environmental Science Division under contract DE-AC02-06CH11357 and the “Strategic Priority Research Program—China Soil Microbiome Initiative: Function and Regulation of Soil – Microbial Systems” of the Chinese Academy of Sciences (No. XDB15010303).

Author contributions

C.L. conceived the initial idea. Z.F. implemented the model and conducted the model exercises. Both authors contributed to developing the model framework, interpreting the simulation results, and writing the manuscript.

Additional information

Supplementary information accompanies this paper at <http://www.nature.com/scientificreports>

Competing financial interests: The authors declare no competing financial interests.

How to cite this article: Fan, Z. & Liang, C. Significance of microbial asynchronous anabolism to soil carbon dynamics driven by litter inputs. *Sci. Rep.* **5**, 9575; DOI:10.1038/srep09575 (2015).



This work is licensed under a Creative Commons Attribution-NonCommercial-NoDerivs 4.0 International License. The images or other third party material in this article are included in the article's Creative Commons license, unless indicated otherwise in the credit line; if the material is not included under the Creative Commons license, users will need to obtain permission from the license holder in order to reproduce the material. To view a copy of this license, visit <http://creativecommons.org/licenses/by-nc-nd/4.0/>