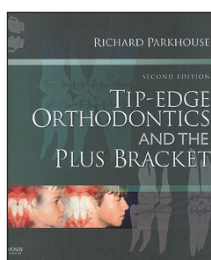


Book reviews

Books, videos, CD-ROMs, DVDs and any other relevant items submitted for a review in the BDJ should be addressed to:

Kate Maynard,
Assistant Editor,
British Dental Journal,
Nature Publishing Group,
4-6 Crinan Street,
London,
N1 9XW

TIP-EDGE ORTHODONTICS AND THE PLUS BRACKET, 2ND EDITION



R. Parkhouse
UK: Elsevier
price £99.99; pp 216
ISBN 9780723434818

It has been six years since the first edition of this high quality and widely read textbook and now the second edition reflects the changes that have taken place with respect to the introduction of the redesigned Plus bracket.

The author, Richard Parkhouse, is one of few truly world renowned British orthodontic experts, from a nation sceptical of the Guru approach to clinical practice. He has played a leading role in the clinical development of the Tip-Edge treatment philosophy, which offers an often invaluable alternative or adjunct to conventional straight wire mechanics.

An audience familiar with the first edition will recognise the clear style, layout, many of the illustrations and will find the additional detail of the Plus bracket useful.

Readers new to the subject will find a comprehensive account of orthodontic treatment using this appliance system. Clinically based, the book is divided into 21 chapters which approach the subject in a logical manner, using clinical cases involving a range of different malocclusions. Concepts are explained with the appreciation that many readers will be approaching Tip-Edge from a conventional straightwire background.

Early chapters are related to the development and philosophy of the appliance

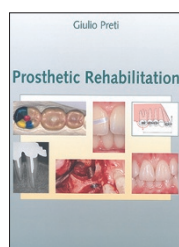
including a description of the various components. An enlightening description of the Plus bracket base is given, which incorporates a deep tunnel, intended to replace the Side-Winder spring in stage three as the workhorse for achievement of an excellent finish.

The remainder of the book is devoted to the clinical application of the appliance with many useful clinical tips relevant for each of the three stages of treatment. Every chapter is generously illustrated with line drawings and colour photographs of relevant clinical cases. Final chapters cover precision finishing and usefully the non-compliant patient. Lastly, a summary of the aims of each stage of treatment and how they are achieved is provided as a valuable recap.

Tip-Edge involves a fundamentally different concept to that of conventional straightwire appliances, and I feel that a useful addition to an excellent text would be some referencing to further reading or direction to the sources of evidence available to support the text.

C. J. Bates

PROSTHETIC REHABILITATION



G. Preti
UK: Quintessence
price £91.00; pp 240
ISBN 9781850971665

This hardback is a translation from the original Italian book with contributions from several authors and edited by Professor Emeritus Giulio Preti. The book is an attempt to showcase 25 years of collective knowledge and experience of the dental team from the University of

Turin. They have adhered to two fundamental concepts in compiling this book: that of their teaching methodologies and emphasis on evidence based dentistry. Evidence of this is set out in the beginning of the book when they use weighting criteria for evaluating the dental literature that they have used as reference. However, many of the references are from journals in a foreign language.

The book is in nine concise chapters which summarise various aspects of oral rehabilitation from history, examination and diagnosis to eventual treatment options. Although the emphasis is on the group's philosophy of comprehensive care, the book is titled *Prosthetic rehabilitation* which may not do justice to the book.

There are some issues with inadequate proofreading and the message being lost in translation in the first chapter on internal medicine, but that should not detract the readers from the comprehensive coverage of the topic in this section. This is complemented by an excellent treatise on the oral manifestations of systemic conditions and its effect on prosthetic treatment. This will be of value to all dental practitioners and students.

A great deal of emphasis has been placed on the psychological dimensions of tooth loss, rehabilitation and TMD. There is a whole chapter devoted to the oral cavity as an ecosystem and its relevance to prosthetic treatment which is unique to a textbook of prosthodontics. Another novel addition in keeping with the multidisciplinary spirit of the book is the addition of a chapter on preprosthetic orthodontics. All the other aspects of restorative dentistry in oral rehabilitation are dealt with in an orderly and logical manner.

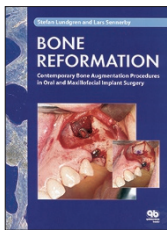
What sets this book apart from other texts is that the subject matter is

supplemented by high quality clinical pictures and line diagrams making reading a satisfying and educational experience. Oral rehabilitation is a vast and complex subject and the authors have presented it as succinctly as possible.

To summarise, this textbook is a distillation of the wisdom and experience of the Turin group which is presented in an organised manner and is well illustrated with clinical pictures and line diagrams. This book is suitable for any clinician attempting to gain an insight into the complex field of multidisciplinary treatment modalities.

S. Nayar

BONE REFORMATION: CONTEMPORARY BONE AUGMENTATION PROCEDURES IN ORAL AND MAXILLOFACIAL IMPLANT SURGERY



S. Lundgren, L. Sennerby
UK: Quintessence
price £63.00; pp 136
ISBN 9871850971573

This book is written by two internationally renowned experts based in Sweden. Their aim is to provide the reader with a clear, didactic approach to contemporary bone reformation techniques, the anatomy and biology behind these and a guide for surgeons to perform the appropriate procedures.

The content is aimed at academics, specialists, postgraduate trainees, surgeons and practitioners with an interest and experience in the fields of endosseous implant placement and bone grafting.

The book is very well presented throughout and is divided sensibly into four chapters and an appendix. What is most striking is the clear layout and high quality clinical photographs.

Chapter 1 focuses on harvesting of iliac crest bone grafts and intraoral bone graft harvesting. Chapters 2 and 3 describe techniques for reconstruction of the atrophic edentulous jaw and reconstruction of the partially dentate jaw. Here each surgical technique is described in a step-by-step manner. Chapter 4 is entitled 'Biological aspects of recon-

structive surgery and implant integration'. This chapter would be better placed earlier on in the book as it provides a good review of important fundamental topics including bone healing, osteodistraction, implant stability and implant integration in bone substitutes.

The general organisation of the text in each subsection follows the pattern of: treatment philosophy and background, surgical techniques, post treatment measures, complications, follow-up, references and further reading. Each of the surgical techniques described has a coloured text box clearly summarising its indication. Evidence-base is referred to where relevant throughout the book.

The appendix contains three pages illustrating the various instruments used in the surgical procedures described in the text. The glossary is well stocked with relevant terms.

The book well meets its aim of providing the biological and clinical principles of contemporary augmentation procedures of the alveolus as well as describing and demonstrating the authors' techniques in a succinct manner. This book is an excellent addition for those working or involved in this field.

J. Kalsi

STATEMENTS: DIAGNOSTICS AND THERAPY IN DENTAL MEDICINE TODAY AND IN THE FUTURE



J-F. Roulet, H. Kappert
UK: Quintessence
price £116.00; pp 272
ISBN 9783938947296

Published by Quintessence, this is the first edition of this title, the principal aim of which is to present an overview of current 'state of the art' dentistry. As stated in the preface, the volume is essentially a summary of the content of the Ivoclar Vivadent Scientific Congress of 2008; thus, it draws from a broad range of experts in the field and provides an up-to-date account of the topics covered.

The book is divided into three main sections, laid out over 17 chapters and 245 pages. The first section, which comprises

the main bulk of the text, is concerned with the diagnostics and therapeutics in dentistry, covering a wide array of topics from preventive and simple aesthetic dentistry to implant dentistry and orthodontics. The second section provides an account of current technologies, whilst the third and final section aims to give an insight into the future of dentistry.

One of the useful features of the book is that each chapter addresses a particular clinical situation in the form of a question or, as the title suggests, a 'statement' which is then addressed by giving a summary of contemporary dental literature; with a welcome emphasis on evidence-based dentistry. Furthermore, clinical cases are also incorporated, with a multitude of high-quality photographs and radiographs, in addition to reader-friendly figures and tables.

Whilst the roster of contributors is impressive and serves to expand the premise of the book, it occasionally hinders the flow of the text, which may have benefited from further editorial input. Additionally, only one of the contributors to the text is from a British dental school; thus the reader is advised that the terms and clinical guidelines outlined may not necessarily be those adopted in the UK.

It would be difficult to pigeonhole this book in terms of its target audience, which can be both an advantage and a disadvantage. It is, of course, of direct relevance to established practitioners in general dental practice. However, it can also be useful for more senior dental students and young practitioners preparing for MJDF or those involved in dental research by virtue of its incorporation of the fundamentals of dental science, in addition to the clinical cases and the strong emphasis on current research.

In summary, this is a well-presented book that brings together a range of pertinent topics for the dental practitioner with the aim of presenting an up-to-date overview of the current state of clinical dentistry and the exciting challenges that lay ahead in the future. I would recommend it as an addition to the general practitioner's library; but it can also be of use for those in specialist clinical or research training.

K. A. Moutasim