

# Book reviews

Books, videos, CD-ROMs, DVDs and any other relevant items submitted for a review in the BDJ should be addressed to:

Kate Maynard,  
Assistant Editor,  
British Dental Journal,  
Nature Publishing Group,  
4-6 Crinan Street,  
London,  
N1 9XW

## OSSEOINTEGRATION: ON CONTINUING SYNERGIES IN SURGERY, PROSTHODONTICS AND BIOMATERIALS



G. Zarb, T. Albrektsson,  
G. Baker, S. Eckert,  
C. Stanford, D. Tarnow,  
A. Wennerberg

UK: Quintessence

price £112.00; pp 200

ISBN 9780867154795

This is an important publication by a group of authors with an international reputation and expertise in the fields of oral implantology and science of osseointegration. Clinical experience and incorporated knowledge over a period of more than 25 years is presented in this book in a clear and friendly manner.

The first two chapters briefly introduce the evolution and clinical applications of osseointegration in dental and orofacial rehabilitation. Reference to success outcome criteria and controlling parameters are revisited. The implications of systemic disease and smoking on clinical outcome are present in a short and comprehensive way in chapter three. The core principles of osseointegration, broken down to its own constituents, ie the host response and the implant screw material properties, are comprehensively presented in the next two chapters.

While chapter six introduces the radiographic assessment modalities, chapter seven covers in an excellently written fashion the surgical protocols both for implant surgery and jaw reconstruction in compromised cases. Reference to autogenous and substitute materials and osteo-attractive agents is given in accordance with other surgical approaches covering the whole


spectrum from a surgeon's perspective.

Soft tissue aesthetic considerations and prosthodontic protocols are provided in detail in the next two chapters with special reference to oral function. A particularly useful chapter provides the latest consensus and clinical guidelines on the 'hot topic' of early and immediate loading/restoration of dental implants. Reasons for failure and standard of care are reviewed in the next two chapters taking into account economic principles. The authors conclude with future directions and suggestions for improving education standards. Overall, the actual text itself is simple and well supported by pertinent literature.

In summary, this is an excellent book that can be recommended for the majority of dental professionals both trainees and peers. The authors present updated scientific clinical knowledge on osseointegration and treatment planning protocols as a 'coherent package'. This book deserves a place on everyone's shelf.

V. Bousdras

## KEYNOTES IN MEDICINE FOR DENTAL STUDENTS



D. Hammond

UK: PasTest

price £21.99; pp 192

ISBN 9781905635436

The author of this book has set out to provide a concise and helpful guide to the basics of medicine. I feel he has certainly achieved this and has provided a concise up-to-date guide to medicine covering pertinent points for each subject.

In all, there are 26 chapters covering the common conditions related to general medicine. There is an introductory chapter on history taking and clinical examination, followed by four chapters covering coronary heart disease, heart failure, bacterial endocarditis, deep vein thrombosis and pulmonary embolisms. There is then a progression through the common conditions including airway disorders, diabetes mellitus, bone disease, anaemia and bleeding disorders. Each chapter begins with a brief introduction to normal physiology and background and is followed by pathophysiology where appropriate, signs and symptoms, investigations, diagnosis and management. It finishes with a useful final chapter on the examination of the acutely unwell patient. Each chapter covers the essentials of the subject and briefly covers important points.

The book is well structured and easy to read and is reasonably well illustrated. The structure of the text is logical and pitched at a level appropriate for undergraduates. The layout is user friendly with useful mnemonics provided along the way, which in my experience act as an excellent revision aid. Medicine is always a difficult area to address as a dental undergraduate, and this book will serve as a valuable revision aid for undergraduates and newly qualified graduates as it covers the curriculum for the new MJDF exam.


I felt the section on the management of infective endocarditis could have been expanded on to briefly discuss the NICE guidelines, and perhaps welcome would be inclusion of a few more clinical photographs, particularly in chapter 23, 'Oral manifestations of medical conditions'. The addition of a few key

references to specific clinical guidelines would also be useful to guide students in their revision.

Overall, this handbook is well written and achieves what it sets out to do in its title - 'keynotes'. The book is clearly aimed at dental undergraduates and newly qualified graduates, and will also act as a useful guide for qualified dentists. At £21.99, it won't break the bank! What is particularly appealing about this book is the simplicity with which it addresses the subject. It provides an excellent overview of the subject and can be recommended as a good starting point for revision.

S. Ponduri

### CLINICAL SUCCESS IN IMMEDIATE COMPLETE DENTURES: AN ALTERNATIVE APPROACH



M. Pompignoli,  
M. Postaire, D. Raux  
UK: Quintessence  
price £48.00; pp 92  
ISBN 9782912550576

This is a well illustrated book that provides a detailed step by step explanation of the clinical and laboratory aspects used in the provision of an immediate complete denture. It starts by describing the alternative denture options for a patient that requires extractions, a provisional or an immediate denture. It explains that both dentures are made after the extraction of teeth but an immediate denture may be superior as they aim to replace the patients lost teeth as effectively as possible by taking into consideration the biological and physiological factors necessary for an integrated prosthesis. It is common for a patient to find it difficult to adapt to wearing a denture and losing teeth is difficult both from a psychological and a functional point of view. This book highlights the advantage of this particular method of fabrication of an immediate complete denture in easing the transition to denture wearing.

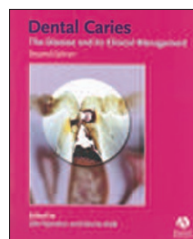
There are some useful tips describing impression taking and jaw registration which aim to record most accurately the

maxillary mandibular relationship. It describes the use of two putty indices, an anterior labial index and an anterior bite index. These are used to record the current position of the remaining dentition. It can then be decided if this is to be reproduced in the denture or if teeth have drifted, proclined, extruded and they are to be restored to the original position. Some of the techniques described are core knowledge which may be of benefit to a student dentist or technician but the additional procedures explained may be of benefit to a more experienced clinician.

One marked difference with this technique of denture construction is at the fit stage. At this point a clear acrylic surgical stent is made which is used once a mucoperiosteal flap has been raised as a guide to identify pressure points where selective bone is removed. The authors claim that this technique aids the seating of the denture and occlusal equilibration. Such elective bone removal does seem unusual as we now aim to preserve as much bone as possible in particular if future implant placement is required. When using this technique great care must be taken not to remove excessive amounts of bone.

M. Edwards

### DENTAL CARIES: THE DISEASE AND ITS CLINICAL MANAGEMENT, 2ND EDITION



O. Fejerskov, E. Kidd  
UK: Blackwell  
Munksgaard  
price £82.50; pp 616  
ISBN 9781405138895

This is the much anticipated second edition to a highly acclaimed publication. Material from the first edition has been revised, restructured and the addition of ten new chapters has updated and broadened this one of a kind text. This text presents a clear and logical discussion based on scientific knowledge of this subject which is essential to the practice of dentistry.

The wealth of information has been sourced from an increased number of internationally respected contributors. The book is divided into seven parts: the

disease and its diagnosis, clinical caries epidemiology, dental caries in a biological context, non-operative therapy, operative intervention, caries control and prediction and dentistry in the twenty-first century. Each chapter stands alone and is concluded with a comprehensive reference list. The context pages are well laid out which allows location of specific information quickly.

The initial chapters cover fundamental topics which any undergraduate dental student would benefit from reading. The clinical, radiographic, histological and schematic illustration of caries and its progression is incredibly helpful in building diagnostic and decision making skills. Clinical topics are well dealt with as many procedures and techniques are illustrated in full colour and where appropriate, step by step sequences given. The potentially confusing topic of caries removal is discussed in a clear and concise manner using current knowledge of the disease process. The addition of clinical photographs in this section clarifies description within the text.

Longevity of restorations: the 'death spiral' is a new chapter which looks at success and failure of commonly used restorative materials in many clinical situations. It illustrates the clinical long term consequences of restorative intervention and reinforces the importance of appropriate prevention and diagnosis. This second edition discusses the implication of caries from a public health perspective. It looks at the health care economics of preventive approaches and at the role of dentistry globally in controlling caries and periodontitis. The evidence presented in these chapters can make for uncomfortable reading at times. However, these key additional topics further enhance and broaden this text.

This unique book comprehensively details all aspects of dental caries providing evidence based knowledge. It discusses current clinical practice and introduces modern concepts for the future of dental health care. This text must take pole position on recommended reading lists for all dental undergraduate and restorative postgraduate students. It is an essential buy for those practitioners seeking to advance their clinical practice.

N. Shah