

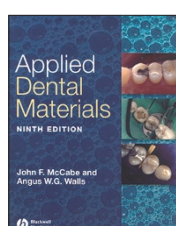
Book reviews

Books, videos, CD-ROMs, DVDs and any other relevant items submitted for a review in the BDJ should be addressed to:

Kate Maynard,
Assistant Editor,
British Dental Journal,
Nature Publishing Group,
4-6 Crinan Street,
London,
N1 9XW

REVIEWS

APPLIED DENTAL MATERIALS, 9TH EDITION



J. F. McCabe, A. W. G. Walls
UK: Blackwell Munksgaard
price £36.99; pp 303
ISBN 9781405139618

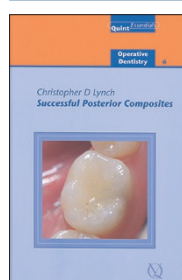
The preface of *Applied dental materials* states that the book hopes to remain 'true to the core principles' and develop them into a 'more comprehensive text which covers a wide spectrum of materials'. The ninth edition includes expansions upon adhesion, ceramics, light activation technology, CAD-CAM, and a new chapter on endodontic materials, to reflect the recent developments in these areas. Despite its small size, the book is information dense, with 31 chapters spanning roughly 300 pages, in a relatively small font. Early chapters deal with the overall science of dental materials, gypsum, waxes, metals and alloys, ceramics, polymers, impression materials, with later chapters on filling, crown and endodontic materials. Chapters are turgid with information, with multiple diagrams, graphs and colour photographs. Although this topic can be banal the book explains complex concepts in a straightforward fashion. Reading a full chapter from start to finish would be best advised in parts, as unless one is heavily involved in the field, absorbing all presented information takes some concentration.

In summary this book is well written and comprehensive. The text can be difficult to digest in places but this reflects more the subject matter than the manner of writing. On the whole, I feel the authors have managed to make

a comprehensive referral book for dental materials. The authors 'hope that the book will remain helpful to students and teachers of the science of dental materials'. I believe they have achieved these criteria.

G. Williams

SUCCESSFUL POSTERIOR COMPOSITES



C. D. Lynch
UK: Quintessence
price £28.00; pp 156
ISBN 9781850971207

This book from the 'Quintessentials' series focuses specifically on load-bearing posterior composite restorations. The aim is to provide a general practitioner with a text than can be dipped into for specific advice. It is accessibly written with key learning points at the end of each chapter and the chapters are arranged logically including bonding, case selection, placement and replacement/repair techniques – through to troubleshooting.

The text states repeatedly that composite should be considered as 'an alternative to, rather than a substitute for, dental amalgam...' with different cavity preparation and placement techniques being required. The use of composite as the initial restorative material of choice is supported by the imperative to produce cavities that are as minimally invasive as possible. However, the text also reports the good long-term survival of appropriately placed restorations in larger load-bearing cavities although

the increased placement time and technique sensitivity compared to amalgam is acknowledged.


In cavity preparation the overriding consideration of caries removal is stressed, as are specific tips regarding enamel bevelling and occlusal margin placement. The chapter on protecting the dentine and pulp is an excellent summary of the current state of knowledge in this (contentious) area. One chapter is dedicated to the proximal contact, with the suggested use of a burnished, sectional metal matrix with a flexible/wooden wedge whenever possible. Use of rubber dam is recommended, with the proviso that it is the quality of the isolation that is important rather than the means by which it is gained. Practical advice on the management of post operative sensitivity is also provided.

On balance, this is a very pragmatic and useful textbook. I have a few minor quibbles – some illustrations appear more than once, and a Cojet is regularly advocated for composite repair (chapter 9) whereas recent work (*Dent Mater* 2007; 23: 519-525) suggests that use of selected dentine bonding systems on (non-abraded) composite surfaces are just as effective. However, a textbook always reflects the author's opinion and two dentists will usually have at least four opinions on every clinical topic.

It is noted in the introduction that, even in the late 1990s, posterior composite placement was not featured in all dental school clinical curricula. On the basis of this information I think that this textbook could be of great use to dental students, newly qualified dentists or those moving away from practice mainly based on amalgam.

C. C. Youngson

MANAGEMENT OF CLEFT LIP AND PALATE IN THE DEVELOPING WORLD



M. Mars, D. Sell,
A. Habel (eds)
UK: Wiley
price £34.99; pp 221
ISBN 9780470019689

This book presents practical and ethical issues surrounding the management of cleft lip and palate in the developing world, and the role of voluntary organisations in its provision. The book is a compilation of articles from contributors with a range of experiences in cleft lip and palate management in developing countries. The three editors are members of the North Thames Regional Cleft Unit based at Great Ormond Street Hospital, London.

The introduction explores the interesting issues of disproportionate demographics, the standing of cleft and palate amongst other life threatening conditions in developing countries, and the provision of peri-operative care such as speech and language therapy and orthodontics, and its sustainability. It also addresses the moral issues surrounding so called 'surgical safaris', where treatment is provided with alternative agendas, and where the beneficiaries are the visiting rather than the visited. This section is particularly well written, and sets the tone for the following sections.

The book is then divided into five major sections. These sections cover surgical, psychosocial, and auxiliary management such as audiology and speech and language therapy. There are also several chapters describing the range of cleft lip and palate organisations who deliver care in developing countries. Their respective history, governance, and obstacles encounters are detailed. A particularly noteworthy point is that the long-term vision of these organisations include a paradigm shift towards educating locals to ensure self-sustainability. This is a recurring theme of the book.


For those who are specifically interested in cleft lip and palate, the book

features a section on current facial growth research, written by one of the editors. This section presents intriguing research on the impact of cleft lip and palate repair on facial growth, and is particularly thought-provoking for dentists with special interests in paediatric dentistry, orthodontics and maxillofacial surgery.

Due to this book being a compilation of articles, there is the occasional sense that it is lacking in continuity. Nonetheless, this book is a passionate account of ongoing efforts to provide comprehensive and sustainable care to cleft lip and palate patients in the developing world. Though there is little direct reference to dentistry, the practical and moral issues presented are certainly applicable across the spectrum of voluntary health-aid, and therefore, this book is wholeheartedly recommended.

H. Wong

BEING IN THE WAY



D. Munns
UK: Bound Biographies
price £22.50+p&tp
(telephone 01869
232911); pp 248
ISBN 9781905178247

Non-celebrity autobiographies are often dismissed as indulgences that serve no useful purpose other than to exorcise ghosts of the past or recall great moments or fond memories that the author has deemed to be of great interest to others, when in fact they are of little interest to anyone other than the author and possibly the author's family. However, there are some autobiographies that have considerable merit as historical documents and this book by retired dentist Douglas Munns, falls into the latter, useful category.

Being in the way, the title of which refers to Dr Munns' Christian faith to which he regularly alludes, deals with his personal life and his professional life almost in equal measure - the personal marginally triumphing over the professional - but the family sections are often fascinating. One example is the description of his journey in the early 1920s to

Bush Hill Park in North London, where the Piccadilly Line trains then terminated at Finsbury Park and the rolling stock had manual doors operated by a guard in each carriage. There are also scatological items of historical interest here such as the reference to the Munns family listening to one of the earliest valve radios which could only tune into a single available station in the London area (2LO) and which had a separate loudspeaker, normal with the earliest radio sets.

The main centre of interest for dentists, however, would be the author's descriptions of his professional career, first as a student at the Royal Dental Hospital's London School of Dental Surgery then as a Royal Navy Surgeon Lieutenant and ending up as a Surgeon Lieutenant Commander. From his wartime experiences sailing with the Pacific fleet, which took him to Hong Kong, Australia and Singapore he was demobbed and entered a dental practice in Eastbourne. He later began teaching at the Royal Dental Hospital and later was appointed to the post of Senior Hospital Dental Officer in orthodontics with the Birmingham Regional Hospital Board.

As a retired member of the BDA and founder member of the British Dental Students Association, The Christian Dental Fellowship and the British Society for the Study of Orthodontics. Dr Munns includes as one of 12 appendices at the end of the book, a reprint of a paper he wrote in 1959 for the *BDJ* (Volume 107) entitled: 'Development of the dental department in a general hospital since the introduction of the National Health Service'. He also includes references in another appendix to his published papers. What is particularly interesting about this book is that, in passing, it traces the development of twentieth century dentistry and the development of the NHS through to modern times and as such is a valuable record.

R. Farbey