


# Book reviews

Books, videos, CD-ROMs, DVDs and any other relevant items submitted for a review in the BDJ should be addressed to:

Kate Maynard,  
Assistant Editor,  
British Dental Journal,  
Nature Publishing Group,  
4-6 Crinan Street,  
London,  
N1 9XW

## MANAGEMENT OF TEMPOROMANDIBULAR DISORDERS AND OCCLUSION (6TH EDITION)



J. P. Okeson  
UK: Mosby  
price £57.99; pp 640  
ISBN 9780323046145

Published by Mosby Elsevier, this is the sixth edition of this title which is aimed at presenting 'a logical and practical approach to the study of occlusion and masticatory function'. The author is an experienced clinician and researcher in occlusion, temporomandibular disorders and orofacial pain.


The book is split into four parts which cover 20 chapters and 631 pages. Part 1 is concerned with the normal anatomical and physiologic features of the masticatory system. The author emphasises the need to understand normal function before dysfunction can be appreciated. Part 2 covers the aetiology and identification of disturbances in the masticatory system. This includes a detailed chapter in obtaining a full history and performing a thorough clinical examination. Part 3 discusses treatment options for muscular, temporomandibular joint, and growth disorders. The focus is mainly on conservative and cost-effective management, and little is mentioned of the surgical measures available. Part 4 presents the indications and uses of permanent occlusal therapy. It focuses on the use of articulators, selective grinding and restorative considerations.

This textbook is very detailed and well referenced with suggestions for further reading on specific matters. The author

provides a personal touch and passes on his valuable experience by including case reports. Line drawings and photographs make an important contribution to the understanding of the text, however, these are not in colour. The appendix contains algorithms which provide an easy to use guide to management when quick reference is required. As a whole, this is a specialised text and I would recommend it as an addition to a departmental library, and to specialists involved in the management of patients with orofacial pain.

A. Ulhuq

## DECISION MAKING IN ORAL AND MAXILLOFACIAL SURGERY



D. M. Laskin, A. O.  
Abubaker (eds)  
UK: Quintessence  
price £63.00; pp 280  
ISBN 9780867154634

This book covers a vast speciality in a very clear, concise manner with (as the title would suggest), the focus being on the decision making process. It comprises 14 sections ranging from dentoalveolar problems to sleep disorders. Each section is divided into a number of topics, of which the book consists of 100 in total. Each topic is made up of an algorithm and a separate explanatory text. The authors suggest that readers should first study the algorithm, using the arrows to follow the progression of the diagnosis/treatment. Numbered boxes in the algorithm correspond to numbered text passages located on a separate page (usually opposite), where additional information is provided. Furthermore, each topic has a list of helpful references for the reader to consider.

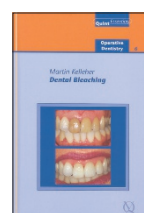
Although all sections are informative the sections on trauma and cysts are

especially strong. In addition the 'general considerations' section, covering a range of issues such as the management of pre-radiation patients or those who are pregnant, is very useful and well presented. One area of weakness, however, is in the lack of clinical photographs or radiographs. These may have been useful in illustrating certain points while also breaking up the blue and green layout of the text which, in my opinion, became very monotonous and on occasions daunting to the reader. On a more cautious note, potential readers need to be aware of this book's American origin and so drug names and in some instances recommended practices differ from contemporary British practice.

Overall the concept behind this book is good, however, it is hard to be sure exactly who the content is aimed at. It contains topics far beyond the scope of those at MFDS level yet lacks the detail required for those in specialist training. The authors acknowledge that it was never intended as a stand-alone text, and indeed it is no substitute; however, it does provide information in an easy to use and clear format. I feel that it is as a quick reference guide that this book's strengths lie and it would be a useful addition to any maxillofacial surgery department library.

G. L. Richardson

## DENTAL BLEACHING



M. Kelleher  
UK: Quintessence  
price £28.00; pp 160  
ISBN 9781850971313

*Dental bleaching* is a new publication from the well known Quintessential

series, consisting of nine concise yet authoritative chapters written by a highly experienced restorative specialist.

These days interest in tooth bleaching is on the increase as new markets become available and stimulate further development. This book is written to help dentists who need to keep up-to-date with the types of home-use and in-office products available, the techniques for effective and safe use, and how to use them in combination with restorative dentistry in treating patients.

As dentists are very busy people, they may not have time to read the entire text in one go. The book is meant to be user-friendly so that it can be paged through or the relevant sections quickly scanned where necessary. Furthermore, each chapter starts with a learning aim and outcome, which immediately focuses the mind of the reader on the subject matter to be covered.

The book opens up with an introductory chapter that quite appropriately deals with the understanding of the chemistry of bleaching and reassures the reader about the safety of dental bleaching.

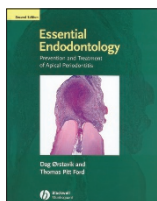
Chapters 2 to 7 deal with the clinical management of vital and non-vital teeth bleaching, and the different methods of bleaching techniques. All the techniques described are well documented, with good colour photographs, making it easy to follow and above all, of immediate practical application and relevance. Although the book is meant for clinicians, both undergraduate and postgraduate, it can also be used to demonstrate to patients what is involved in the bleaching techniques and the type of results that can be achieved.

The book finishes with considering the complications and contraindications in undertaking dental bleaching and preparing the clinician for how to avoid problems encountered with dental bleaching.

In summary, this 127 page book is an excellent guide that successfully covers the basic principle of dental bleaching in a succinct style. It is a good read and deserves a place on the shelf of every student and member of the dental team.

J. Al-Bazi

### ESSENTIAL ENDODONTOLOGY – PREVENTION AND TREATMENT OF APICAL PERIODONTITIS (2ND EDITION)



D. Orstavik, T. Pitt Ford (eds)

UK: Wiley-Blackwell

price £89.50; pp 488

ISBN 9781405149761

This is the second edition of this successful textbook which is known within the field as a 'scientific treatise' on apical periodontitis. It is written by Dag Orstavik, a Professor of Endodontology at the University of Oslo and Tom Ford, a Professor of Endodontology at the GKT Dental Institute in London. They are both world renowned authors and from the tone of the book they are heavily involved with research in this field.

The book is based on a scientific background and research as you would expect from the title, and it clearly puts across the point that apical periodontitis is a disease entity and is the disease of reference in endodontics. Early chapters focus is purely on apical periodontitis and covers the various aspects such as epidemiology, histology, microbiology, radiology and anatomy. These early chapters would make an excellent addition to the armamentarium of books an early dental undergraduate may use. Although these topics can often be quite dry they are presented in a fresh and lively manner here with plenty of colour pictures, tables, slides and diagrams. These help to enrich the text and with the subheadings provide an easy to read layout.

Once the initial topic of apical periodontitis is covered the book moves into more clinical matters such as prevention, treatment, surgery and healing. Particularly useful features for the undergraduate are the areas on diagnosis which includes typical clinical symptoms and differential diagnoses. Chapters involving treatment have plenty of useful photos that clearly demonstrate the points being made. The book excels in particular in later chapters by providing treatment options for example

different choices of irrigants and filling materials. It then explains the rationale for the use of the various types and provided evidence showing what should be used, when and why. It can sometimes feel a little vague or rushed in places, for example only having one paragraph covering mineral trioxide aggregate (MTA) as a retrograde root end filling material. A lot more research and data on this new and increasingly used material might have been expected.

In summary this book is a well written and well illustrated book. In places it can be difficult to read due to the sheer wealth of references and scientific knowledge involved. I would recommend the use of this book by postgraduate practitioners and those specialising although it does have a place within a dental student's cabinet.

K. Voruganti