

New products and focus on imaging

Please send trade news information and illustrations to Arveen Bajaj at the *BDJ*, Nature Publishing Group, The Macmillan Building, 4-6 Crinan Street, London N1 9XW.

Trade news is provided as a service to readers using text and images from the manufacturer, supplier or distributor and does not imply endorsement by the *BDJ*. Normal and prudent research should be exercised before purchase or use of any product mentioned.

DIGITAL IMPRESSIONING

The Cerec System from Ceramic Systems uses a digital impressioning technique to enable dentists to create sophisticated chairside all-ceramic restorations. Saving laboratory costs, it enables dentists to design and create all-ceramic inlays, onlays, partial crowns, veneers and crowns for the anterior, premolar and molar regions in one visit.

Eliminating the need for impressions, it captures the data via a digital impression which is then milled from a solid block in the milling unit via a wireless connection. The milling unit can be situated anywhere that is convenient within the practice, even as a fascinating eye-catcher in the waiting room.

Combined with adhesive bonding tech-



niques, Cerec creates biocompatible, non-metallic, natural-looking restorations from durable high-quality ceramic materials in a single treatment session - without the need for provisional restorations.

Reader response number 50

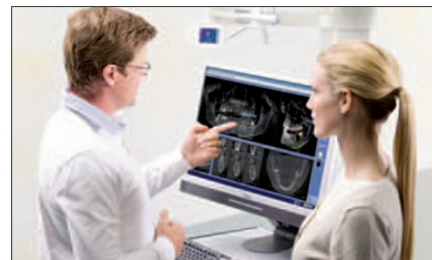
AWARD WINNING E-LEARNING

The Dental Channel's live web-based lecture service has won the Gold Award for Best Use of Synchronous Learning at the E-Learning Awards 2008. The award was presented to David Long and Maria Haynes from the Dental Channel by BBC science correspondent Angela Lamont in London.

The Dental Channel's e-learning products include live webinars as well as CPD resources.

Reader response number 53

PLAN YOUR IMPLANTS

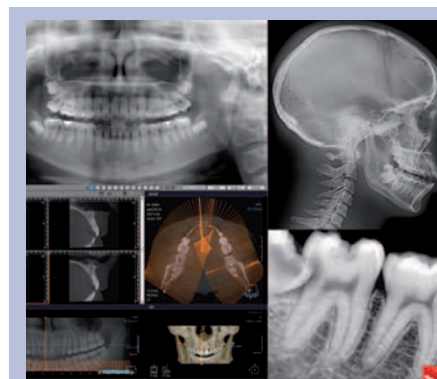


The Galaxis 3D X-ray software for the Galileos system from Sirona requires only one scan in order to visualise the entire cranial volume.

With the help of integrated software application Galileos Implant, the practitioner can plan the implants on the same user interface. This planning data, together with a plaster impression and bite registration, is then sent to the Sirona subsidiary siCAT in Bonn. In a matter of days the practitioner receives the custom-made surgical template.

The cone beam technology deployed in the Galileos system clearly reveals anatomical structures.

Reader response number 54



REDUCED X-RAY EXPOSURE

Three dimensional digital radiography from Vatech & E-Woo can provide better images and therefore better diagnoses. Its range of products includes the Pax-Uni3D system, which features reduced X-ray exposure dose and an area sensor with twice as much sensitivity as a film sensor.

Reader response number 51

LIQUID THAT TURNS TO GEL

Oraqix periodontal gel is a non-injectable dental local anaesthetic for anaesthesia in periodontal pockets for diagnostic and treatment procedures such as probing, scaling and/or root planing.

It is a liquid that turns to gel at body temperature, keeping it in place to help induce anaesthesia in 30 seconds.

In addition, there is minimal post-procedural numbness as the duration is about 20 minutes. Applied to the treatment area with a specially designed Oraqix Dispenser, the gel can be site-specific and placed in a number of areas within the mouth in the same session.

Reader response number 52

GIFT DONATIONS WELCOMED

An appeal has gone out for donations of new gifts for disadvantaged kids in London.

The Give a Little Love! 2008 campaign is aimed at helping to put a smile on a dis-

advantaged child's face this Christmas.

For those that do help, the organisers will promise you a free place one of its seminars. Visit www.samera.co.uk for more details.

Reader response number 55

PROFESSIONAL WHITENING TOOTHPASTE

The Supersmile Professional Whitening System combines professional whitening toothpaste with fluoride and Calprox with a professional whitening accelerator component containing



carbamide peroxide to create the perfect, safe bleaching solution to the problem of tooth discolouration.

The complete Supersmile Oral Care Maintenance System product range comprises the clinically formulated Oral Rinse, single dose Powdered Mouthrinse, Whitening Floss, Ripple Edge Tongue Cleaner and the all natural Professional Whitening Gum.

The product whitens teeth gently and safely without causing sensitivity, and also effectively restores bonded teeth, veneers, caps and even dentures to their original colour.

Reader response number 56

IMPROVED IMAGE FUNCTIONS

The Videocam 2 is the latest tool from Castellini. The high-powered LED flash technology light illuminates the operating area and has the ideal capacity for clinical observation. It allows dental professionals to better communicate with their patients by introducing improved image functions with a wide range of applications.

Videocam 2 allows images to be frozen on the screen with the Soft-touch command or by pressing the dental unit foot control, and can be installed on the dentist's or assistant's table or on the monitor. It also has direct



connection to PC via USB 2.0.

Interbuccal exams are made easier with a higher quality in colour and resolution for natural, accurate pictures. The smallest details can be seen in full clarity with the Macro function, facilitating clinical examinations.

Reader response number 57

DIVERSE TREATMENTS

With the comprehensive and discrete Clearstep System, GDPs can treat every malocclusion from mild to severe, offering simultaneous functional jaw correction and alignment for patients.

The patented CODA device lets you affect antero-posterior and lateral

expansion in both arches, easily and effectively. The Clearstep Closing Screw, a removable appliance incorporating a clear positioner in the anterior section, employs a patient-activated closing screw to steadily close space.

The system's clear, medical grade polymer positioners move teeth gently and incrementally. Using the most accurate

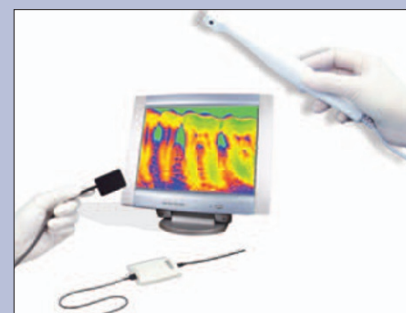
DIAGNOSE FASTER WITH DIGITAL

Digital X-ray technology can treat patients more accurately, while providing much lower doses of radiation and giving better resolution than film. Evident's range includes Digirex, the easy to use and affordable digital X-ray system from Dentamerica. Digirex provides an instant digital exposure allowing you to diagnose faster, use less staff time and eliminate the cost of chemicals and film.

By connecting Digirex to your computer via a USB port you can immediately begin to store, retrieve and transmit images electronically and adjust or magnify images for optimum viewing.

Also available is the lightweight Cammy. Capturing a clear image of your patient's mouth, it instantly enables the patient to see exactly what you see. In addition, its distinctive mini-head design enables you to access even the hardest to reach areas, helping identify cracks and find root canals. After capturing images of your patients' it connects directly to your computer via a USB port so that the images can be easily stored, retrieved and transmitted.

Reader response number 58



technology, aligners fit perfectly and can be removed and replaced by patients.

Elastic mechanics make guided extrusion possible, augmented by the Clearstep Buccal Segment Settling appliance. Extras include anchorage reinforcement, with transpalatal arch or nance to prevent tooth movement.

Reader response number 59

SIMPLER USB CAMERA

The Digital Doc Icon from Digital Dental has special features integrated within the handpiece. This includes a USB 2.0 connector that plugs into your computer for fast image downloading and easy viewing.

The USB camera is designed to sit next to your high speed handpiece. It has dual capture buttons for right or left hand use, plus a newly designed slide focus that lets the operator adjust from macro to full smile with a touch of the finger. Finally it is sharper because of its advanced LED optics and digital technology. The Icon can be used with any digital imaging software



and USB2 equipped PC or laptop.
Reader response number 60

CAMERA WITH ONLINE TRAINING

The Dental Imaging Kit from Practice-Works includes the Canon EOS 450D camera, Sigma 105 mm macro lens, Sigma EM-140 macro ring flash and photographic mirrors and retractors. The kit is supplied with dental photography instructions and online training.

The Kodak 9000C 3D Extraoral Imaging System is suitable for use in orthodontic practices. The cutting edge one shot cephalometric technology has high-quality panoramic imaging, totally optimising your images while eliminating any distortion. For 3D examination, the 9000 combines a dedicated 3D imaging sensor with a cone-shaped X-ray beam limiting the exposure to the specific area.

Reader response number 63

EFFECTIVE CLEANING WITHOUT IRRITATION

In order to help patients achieve an effective oral and dental health regimen, Curaprox has introduced Enzycal to the market. Enzycal is free from sodium lauryl sulphate (SLS) so it does



not nullify chlorhexidine.

Its remineralisation process is natural, reintegrating mineral nutrients from saliva into the enamel and balancing or even reversing the lack of minerals in early dental caries. With three important enzymes – lactoperoxidase, glucose oxidase and amyloglucosidase – Enzycal strengthens the body's own anti-bacterial saliva system.

In order to achieve effective cleaning, Enzycal contains Steareth-30 (stearylethoxylate) instead of SLS. Steareth-30 does not cause irritation so the oral mucosa cells do not dissolve.

Reader response number 61



HAND HELD X-RAY DEVICE

The Nomad is a new hand-held intra-oral X-ray system which is a practical and high-tech device according to Clark Dental. The device has appeared on the US TV-show CSI: New York and was used during the aftermath of Hurricane Katrina. It weighs less than 4 kg and is cordless for portability, can produce 100+ exposures from one of two rechargeable batteries that are included, is compatible with digital sensors and traditional X-ray film and has a simple control panel for improved accessibility.

Reader response number 62



3D X-RAY TECHNOLOGY

KaVo Dental's range of imaging solutions includes the i-CAT 3D Cone Beam CT Scanner which reduces cost and delivers dynamic results. Also available is the Gendex GXCB500 which combines cutting edge 3D X-ray technology and provides excellent image quality. KaVo also offers laser technology in the form of GENTLEray 980 and Everest CAD/CAM equipment. Its ergonomically designed products aim to improve the aesthetics and working environment for all practices.

Reader response number 64