









<https://doi.org/10.1038/s42005-023-01488-3>

OPEN

## Publisher Correction: Applying Bayesian inference and deterministic anisotropy to retrieve the molecular structure $|\Psi(\mathbf{R})|^2$ distribution from gas-phase diffraction experiments

Kareem Hegazy , Varun Makhija, Phil Bucksbaum , Jeff Corbett, James Cryan, Nick Hartmann, Markus Ilchen, Keith Jobe, Renkai Li , Igor Makasyuk, Xiaozhe Shen , Xijie Wang , Stephen Weathersby, Jie Yang & Ryan Coffee 

Correction to: *Communications Physics* <https://doi.org/10.1038/s42005-023-01420-9>, published online 13 November 2023

During the typesetting of this manuscript a few erroneous mathematical notations were introduced:

1. The Greek capital theta,  $\Theta$ , was written in normal font, when it should have been a bold font to indicate a vector. This has now been corrected everywhere this error occurred.
2. Equation 16 was split into two lines; it is now displayed over one line.
3. In equation 17, the under bracket was too wide and included more characters than intended. It has now been corrected to the right size.

The above corrections have been made to both the PDF and HTML version of the manuscript.

Published online: 20 December 2023



**Open Access** This article is licensed under a Creative Commons Attribution 4.0 International License, which permits use, sharing, adaptation, distribution and reproduction in any medium or format, as long as you give appropriate credit to the original author(s) and the source, provide a link to the Creative Commons license, and indicate if changes were made. The images or other third party material in this article are included in the article's Creative Commons license, unless indicated otherwise in a credit line to the material. If material is not included in the article's Creative Commons license and your intended use is not permitted by statutory regulation or exceeds the permitted use, you will need to obtain permission directly from the copyright holder. To view a copy of this license, visit <http://creativecommons.org/licenses/by/4.0/>.

© The Author(s) 2023