







<https://doi.org/10.1038/s42003-022-03572-w>

OPEN

Author Correction: Brain aging is faithfully modelled in organotypic brain slices and accelerated by prions

Yingjun Liu , Assunta Senatore, Silvia Sorce, Mario Nuvolone , Jingjing Guo, Zeynep H. Gümüş  & Adriano Aguzzi 

Correction to: *Communications Biology* <https://doi.org/10.1038/s42003-022-03496-5>, published online 08 June 2022.

In this article the grant number 179040 relating to Swiss National Science Foundation was omitted. The original article has been corrected.

Published online: 20 June 2022



Open Access This article is licensed under a Creative Commons Attribution 4.0 International License, which permits use, sharing, adaptation, distribution and reproduction in any medium or format, as long as you give appropriate credit to the original author(s) and the source, provide a link to the Creative Commons license, and indicate if changes were made. The images or other third party material in this article are included in the article's Creative Commons license, unless indicated otherwise in a credit line to the material. If material is not included in the article's Creative Commons license and your intended use is not permitted by statutory regulation or exceeds the permitted use, you will need to obtain permission directly from the copyright holder. To view a copy of this license, visit <http://creativecommons.org/licenses/by/4.0/>.

© The Author(s) 2022