



OPEN **Author Correction: Continuous scanning for Bragg coherent X-ray imaging**

Published online: 05 November 2020

Ni Li, Maxime Dupraz, Longfei Wu, Steven J. Leake, Andrea Resta, Jérôme Carnis, Stéphane Labat, Ehud Almog, Eugen Rabkin, Vincent Favre-Nicolin, Frédéric-Emmanuel Picca, Felisa Berenguer, Rim van de Poll, Jan P. Hofmann, Alina Vlad, Olivier Thomas, Yves Garreau, Alessandro Coati & Marie-Ingrid Richard

Correction to: *Scientific Reports* <https://doi.org/10.1038/s41598-020-69678-5>, published online 29 July 2020

This Article contains errors.

In Figure 1, the numerical labels for the Log(Intensity) colour scale are in the incorrect position. The correct Figure 1 appears below.

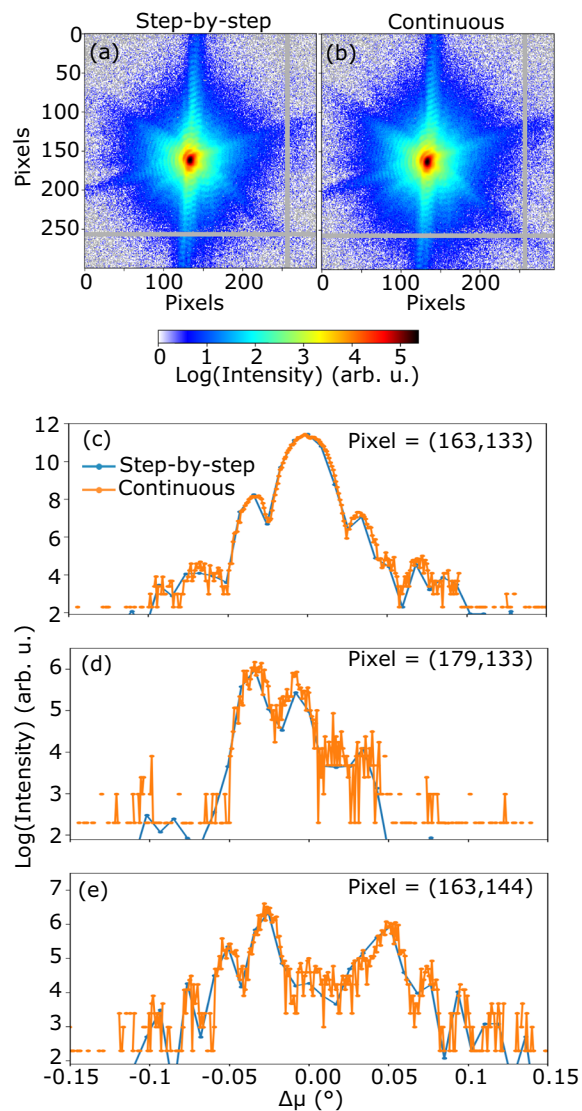


Figure 1. A correct version of the original Figure 1.

In Figure 2, three erroneous numerical labels ‘-3.89’, ‘0’ and ‘3.34’ appear above the Strain colour scale. The correct Figure 2 appears below.

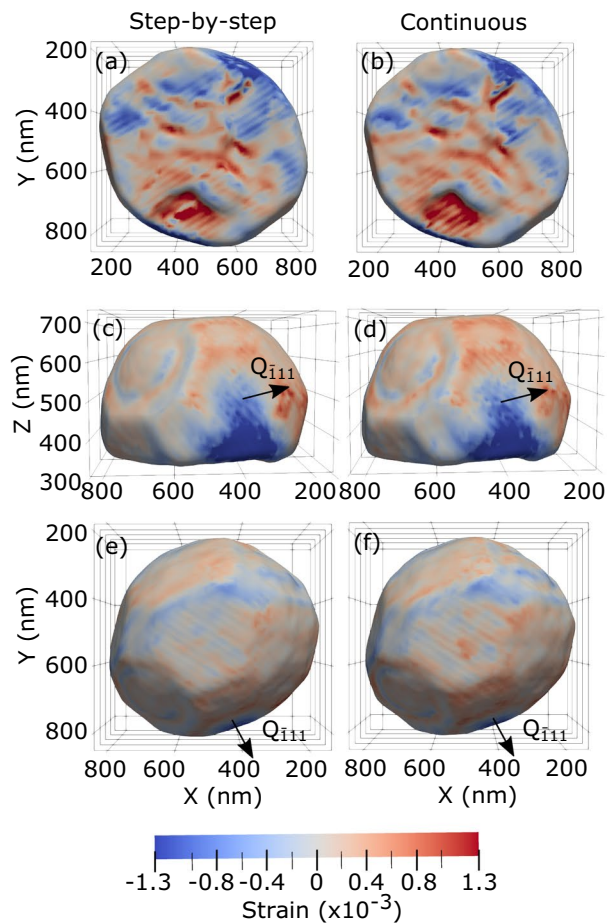



Figure 2. A correct version of the original Figure 2.

 **Open Access** This article is licensed under a Creative Commons Attribution 4.0 International License, which permits use, sharing, adaptation, distribution and reproduction in any medium or format, as long as you give appropriate credit to the original author(s) and the source, provide a link to the Creative Commons licence, and indicate if changes were made. The images or other third party material in this article are included in the article's Creative Commons licence, unless indicated otherwise in a credit line to the material. If material is not included in the article's Creative Commons licence and your intended use is not permitted by statutory regulation or exceeds the permitted use, you will need to obtain permission directly from the copyright holder. To view a copy of this licence, visit <http://creativecommons.org/licenses/by/4.0/>.

© The Author(s) 2020