



OPEN

# Author Correction: Selective Priming of Tumor Blood Vessels by Radiation Therapy Enhances Nanodrug Delivery

Sijumon Kunjachan, Shady Kotb, Robert Pola, Michal Pechar, Rajiv Kumar, Bijay Singh, Felix Gremse, Reza Taleeli, Florian Trichard, Vincent Motto-Ros, Lucie Sancey, Alexandre Detappe, Sayeda Yasmin-Karim, Andrea Protti, Ilanchezhian Shanmugam, Thomas Ireland, Tomas Etrych, Srinivas Sridhar, Olivier Tillement, Mike Makrigiorgos & Ross I. Berbeco

Correction to: *Scientific Reports* <https://doi.org/10.1038/s41598-019-50538-w>, published online 01 November 2019

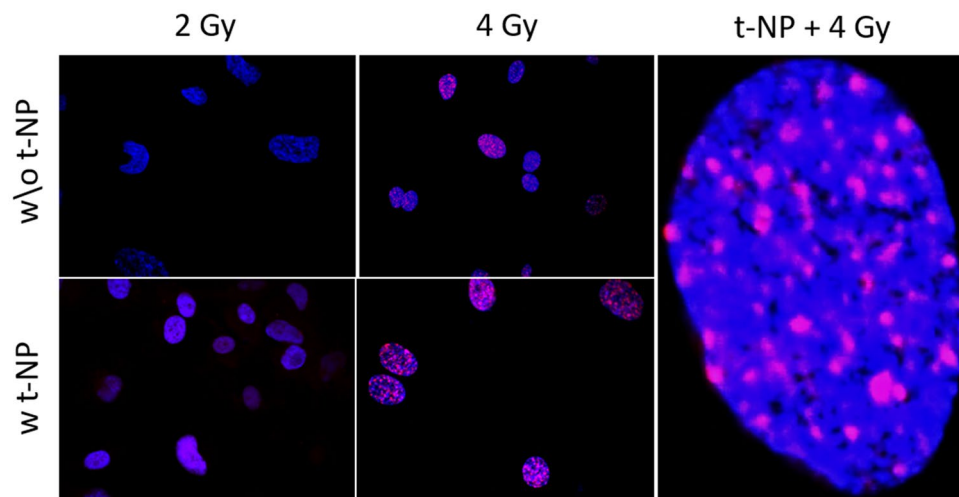
This Article contains errors. For Figure 2E, a cell from the 4 Gy without t-NPs condition was inadvertently duplicated for the 2 Gy, with t-NPs, panel. In addition, the image for 2 Gy w/o t-NP in the original article is incorrect. A corrected version of Figure 2E appears below as Figure 1, with raw images rather than the enlarged composites that had been used in the original Article.

An error in the assembly of Supplementary Figure S3 resulted in duplication of several images. We have repeated this experiment, and the new data are presented below as Figure 2.

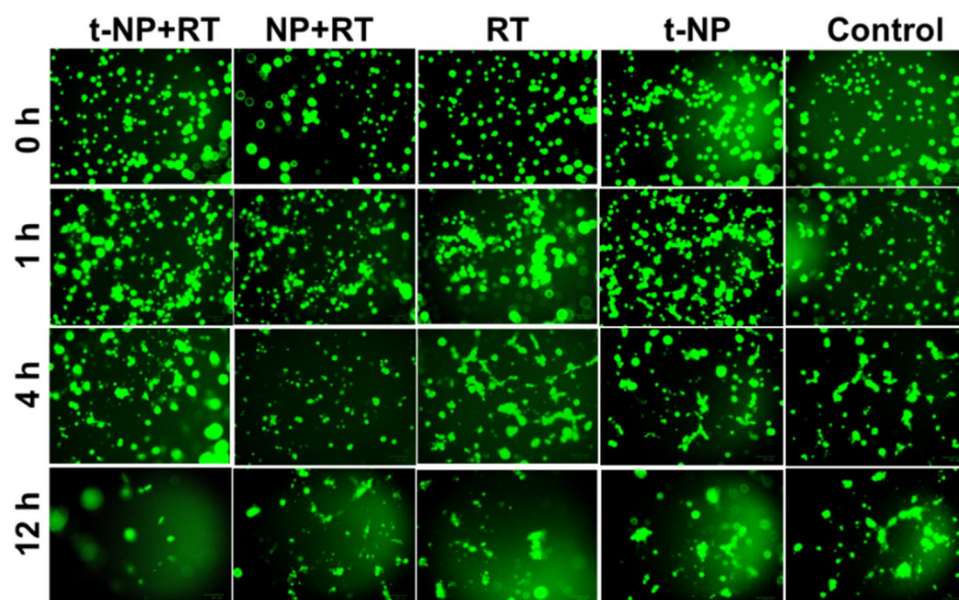
For Figure S8, the control images for the heart and lung were misidentified as belonging to the treatment group. In addition, in reassessing this data, we could not validate the image for the control condition of the bladder. The corrected Figure S8 includes the correct images for each condition, and is presented here as Figure 3.

These corrections do not change the conclusions of the paper.

Published online: 15 September 2020

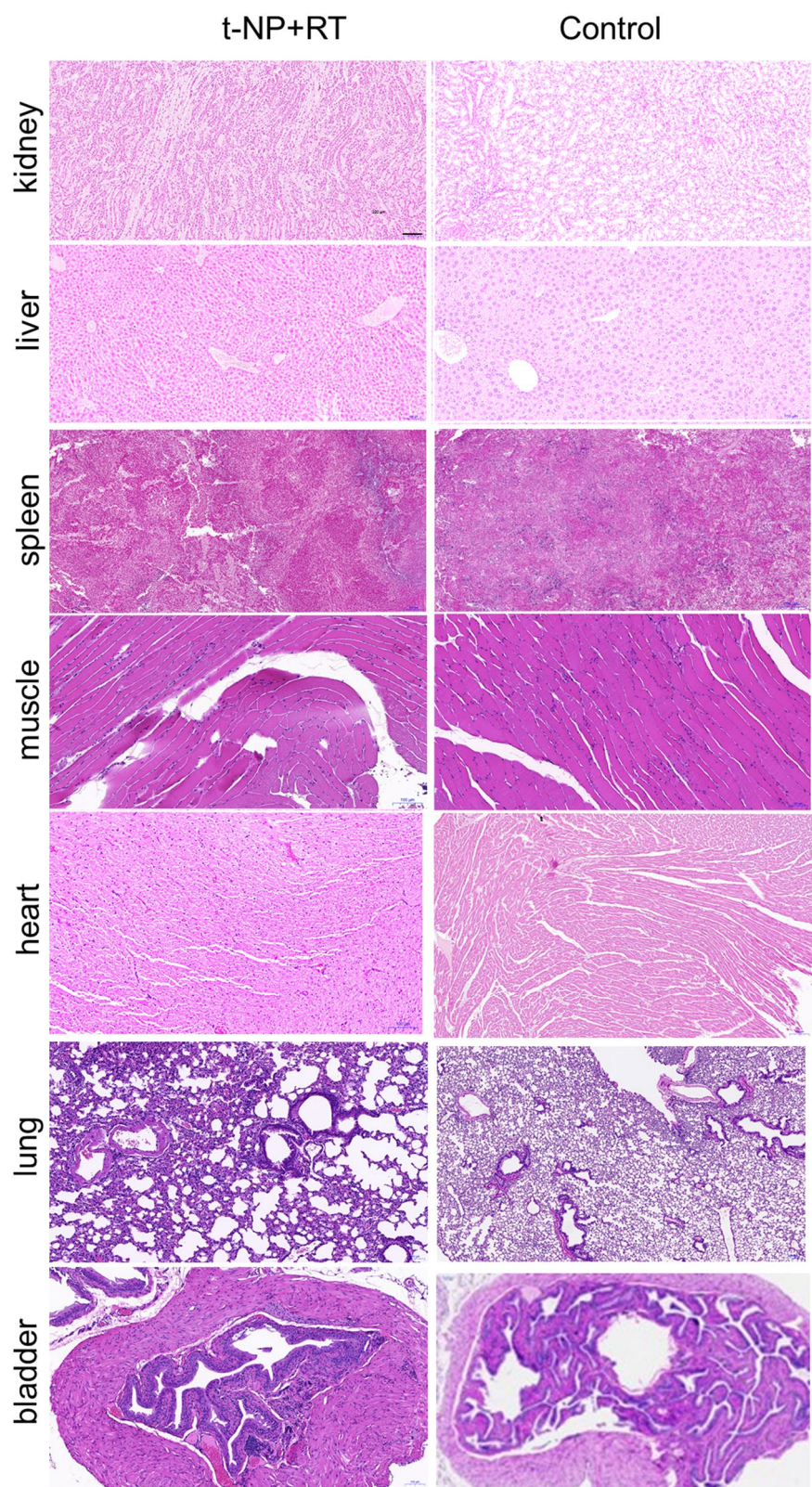


**Figure 1.** A corrected version of Figure 2E in the Article.



**Figure 2.** A corrected version of Supplementary Figure S3 in the Article.





**Figure 3.** A corrected version of Supplementary Figure S8 in the Article.



**Open Access** This article is licensed under a Creative Commons Attribution 4.0 International License, which permits use, sharing, adaptation, distribution and reproduction in any medium or format, as long as you give appropriate credit to the original author(s) and the source, provide a link to the Creative Commons license, and indicate if changes were made. The images or other third party material in this article are included in the article's Creative Commons license, unless indicated otherwise in a credit line to the material. If material is not included in the article's Creative Commons license and your intended use is not permitted by statutory regulation or exceeds the permitted use, you will need to obtain permission directly from the copyright holder. To view a copy of this license, visit <http://creativecommons.org/licenses/by/4.0/>.

© The Author(s) 2020