

**OPEN**

Publisher Correction: Vascular Supply of the Human Spiral Ganglion: Novel Three-Dimensional Analysis Using Synchrotron Phase-Contrast Imaging and Histology

Xueshuang Mei, Rudolf Glueckert, Annelies Schrott-Fischer, Hao Li, Hanif M. Ladak, Sumit K. Agrawal & Helge Rask-Andersen

Correction to: *Scientific Reports* <https://doi.org/10.1038/s41598-020-62653-0>, published online 03 April 2020

This Article contains an error in the order of the Figures. Figure 8 was published as Figure 4 and Figures 4, 5, 6 and 7 were published as Figures 5, 6, 7 and 8 respectively. The correct Figures 4, 5, 6, 7 and 8 appear below as Figures 1, 2, 3, 4 and 5. The Figure legends are correct.

Published online: 01 May 2020

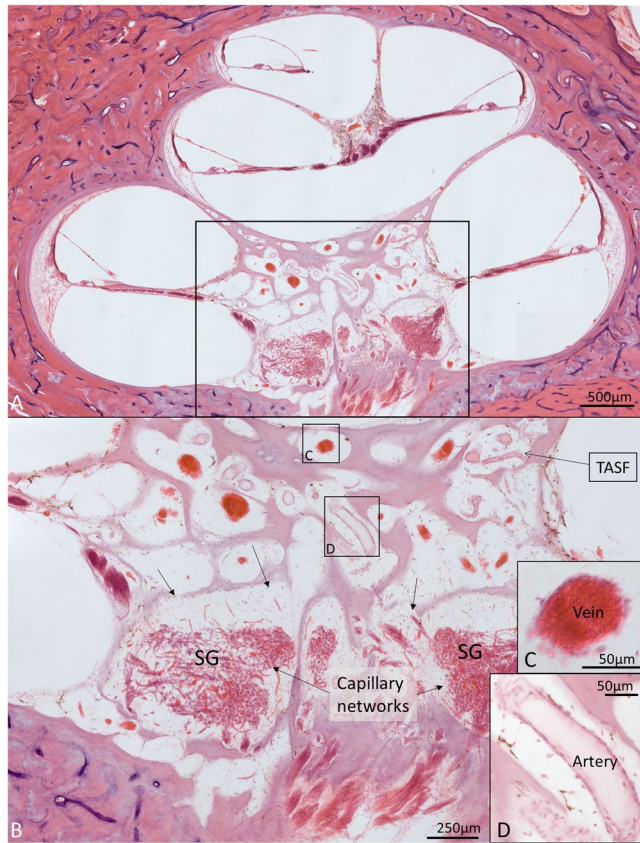


Figure 1.

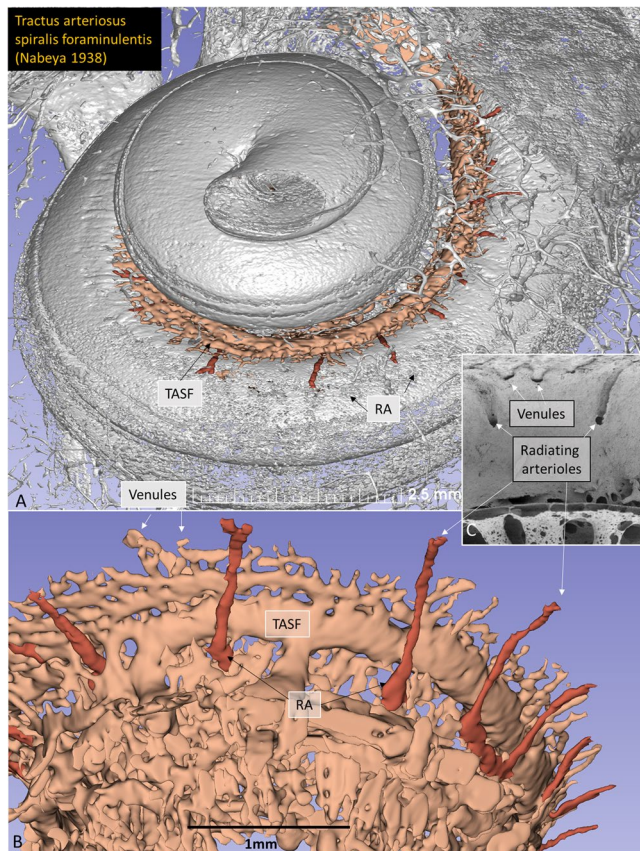


Figure 2.

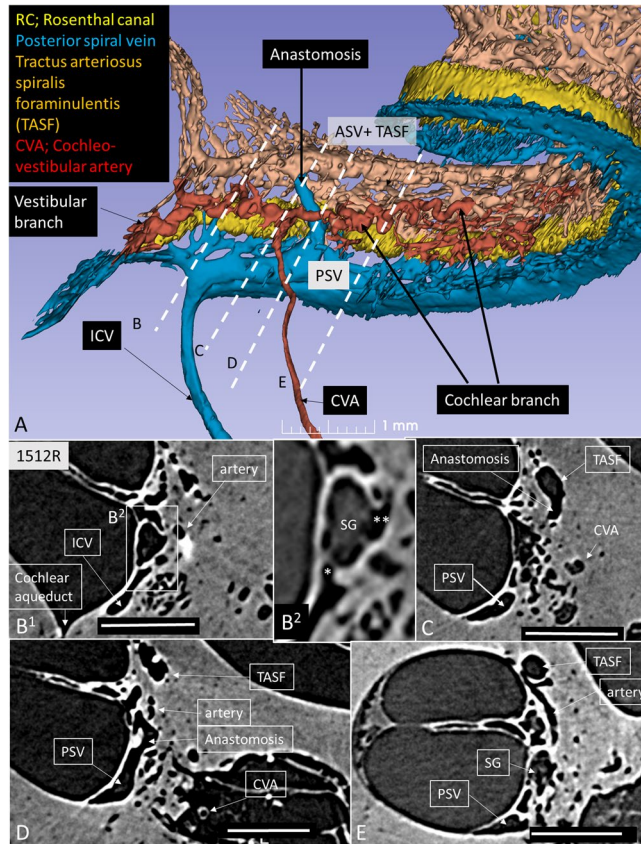


Figure 3.

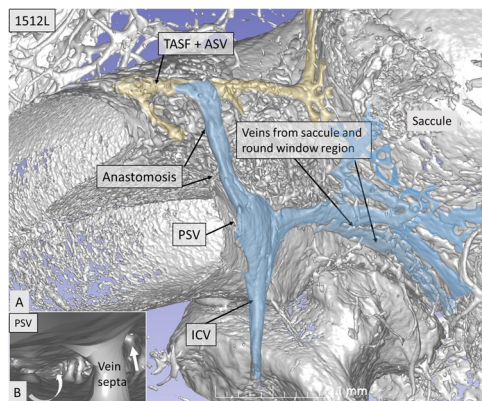


Figure 4.

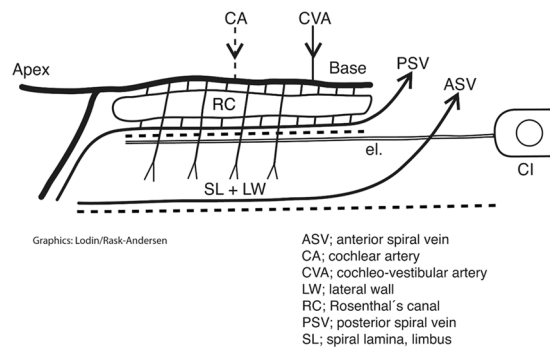


Figure 5.



Open Access This article is licensed under a Creative Commons Attribution 4.0 International License, which permits use, sharing, adaptation, distribution and reproduction in any medium or format, as long as you give appropriate credit to the original author(s) and the source, provide a link to the Creative Commons license, and indicate if changes were made. The images or other third party material in this article are included in the article's Creative Commons license, unless indicated otherwise in a credit line to the material. If material is not included in the article's Creative Commons license and your intended use is not permitted by statutory regulation or exceeds the permitted use, you will need to obtain permission directly from the copyright holder. To view a copy of this license, visit <http://creativecommons.org/licenses/by/4.0/>.

© The Author(s) 2020