





SCIENTIFIC REPORTS

OPEN

Author Correction: White Matter and Gray Matter Segmentation in 4D Computed Tomography

Rashindra Manniesing , Marcel T. H. Oei, Luuk J. Oostveen, Jaime Melendez , Ewoud J. Smit, Bram Platel , Clara I. Sánchez, Frederick J. A. Meijer , Mathias Prokop & Bram van Ginneken

Correction to: *Scientific Reports* <https://doi.org/10.1038/s41598-017-00239-z>, published online 09 March 2017

This Article contains an error in Equation 11.

$$\sigma_{WTA} = \sqrt{\frac{1}{\sum_{i=1}^N 1 / \sigma_i}}$$

should read:

$$\sigma_{WTA} = \sqrt{\frac{1}{\sum_{i=1}^N 1 / \sigma_i^2}}$$



Open Access This article is licensed under a Creative Commons Attribution 4.0 International License, which permits use, sharing, adaptation, distribution and reproduction in any medium or format, as long as you give appropriate credit to the original author(s) and the source, provide a link to the Creative Commons license, and indicate if changes were made. The images or other third party material in this article are included in the article's Creative Commons license, unless indicated otherwise in a credit line to the material. If material is not included in the article's Creative Commons license and your intended use is not permitted by statutory regulation or exceeds the permitted use, you will need to obtain permission directly from the copyright holder. To view a copy of this license, visit <http://creativecommons.org/licenses/by/4.0/>.

© The Author(s) 2018

Department of Radiology and Nuclear Medicine, Radboud University Medical Center, Geert Grooteplein 10, 6525, GA, Nijmegen, The Netherlands. Marcel T. H. Oei and Luuk J. Oostveen contributed equally to this work. Correspondence and requests for materials should be addressed to R.M. (email: Rashindra.Manniesing@radboudumc.nl)