






Addendum: Micro-CT acquisition and image processing to track and characterize pulmonary nodules in mice

May Zaw Thin , Christopher Moore, Thomas Snoeks, Tammy Kalber, Julian Downward  and Axel Behrens 

Addendum to: *Nature Protocols* <https://doi.org/10.1038/s41596-022-00769-5>. Published online 9 December 2023.

In the version of this article originally published, the Data availability section did not include the text “Additional data and software handling information for CT analysis are available here: <https://doi.org/10.6084/m9.figshare.22355029.v2>”. That information enables users of Analyze 14 software to match the Analyze 12 processes first used in the protocol. The Data availability section has been updated in the HTML and PDF sections of the article.

Published online: 24 April 2023

<https://doi.org/10.1038/s41596-023-00838-3>