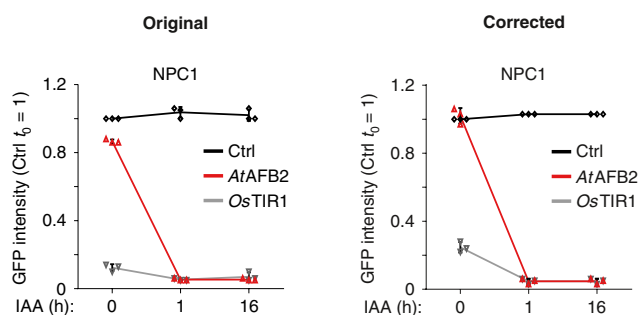


## Author Correction: An efficient auxin-inducible degron system with low basal degradation in human cells

Shiqian Li , Xavier Prasanna, Veijo T. Salo , Ilpo Vattulainen  and Elina Ikonen 

Correction to: *Nature Methods* <https://doi.org/10.1038/s41592-019-0512-x>, published online 26 August 2019.

In this Brief Communication originally published, in Fig. 2d the graph for 'NPC1' was mistakenly a duplicate of the 'Seipin' graph; the error was introduced during the final figure formatting just prior to publication. The correct graph for 'NPC1' has now been placed in the online versions of Fig. 2d, and reflects the peer-reviewed figure.






**Fig. 2d** | Original and Corrected NPC1.

Published online: 21 October 2019

<https://doi.org/10.1038/s41592-019-0652-z>

## Author Correction: Molecular resolution imaging by repetitive optical selective exposure

Lusheng Gu , Yuanyuan Li, Shuwen Zhang, Yanhong Xue, Weixing Li, Dong Li, Tao Xu  and Wei Ji 

Correction to: *Nature Methods* <https://doi.org/10.1038/s41592-019-0544-2>, published online 9 September 2019.

In the Supplementary Information initially published online for this Brief Communication, Supplementary Fig. 2 showed a simplified version of the optical setup. It has now been replaced with a detailed version that clarifies the optical path between the galvanometer and the cameras. Supplementary Note 3 has also been updated to provide a more detailed description of the microscope. The Supplementary Information has now been replaced.

Published online: 22 October 2019

<https://doi.org/10.1038/s41592-019-0655-9>