




Author Correction: Comprehensive comparative analysis of 5'-end RNA-sequencing methods

Xian Adiconis, Adam L. Haber, Sean K. Simmons, Ami Levy Moonshine, Zhe Ji , Michele A. Busby, Xi Shi, Justin Jacques, Madeline A. Lancaster , Jen Q. Pan, Aviv Regev and Joshua Z. Levin 






Correction to: *Nature Methods* <https://doi.org/10.1038/s41592-018-0014-2>, published online 4 June 2018

The original version of this paper contained an incorrect primer sequence. In the Methods subsection “Rampage libraries,” the text for modification 3 stated that the reverse primer used for library indexing was 5'-CAAGCAGAAGACGGCATAACGAGA TXXXXXXXXGTGACTGGAGT-3'. The correct sequence of the oligonucleotide used is 5'-CAAGCAGAAGACGGCATAACGAG ATXXXXXXXXGTGACTGGAGTTCAGACGTGTGCTCTTCCGATCT-3'. This error has been corrected in the PDF and HTML versions of the paper.

Published online: 20 November 2018

<https://doi.org/10.1038/s41592-018-0237-2>

Publisher Correction: Transparent *Danionella translucida* as a genetically tractable vertebrate brain model

Lisanne Schulze, Jörg Henninger , Mykola Kadobianskyi, Thomas Chaigne, Ana Isabel Faustino, Nahid Hakiy, Shahad Albadri , Markus Schuelke , Leonard Maler, Filippo Del Bene  and Benjamin Judkewitz 

Correction to: *Nature Methods* <https://doi.org/10.1038/s41592-018-0144-6>, published online 15 October 2018.

The version of this paper originally published contained errors in reference citations: in the first paragraph of the Results section, the text “This extent of optical clarity probably results from the absence of skull above the brain²². In our specimens, Nissl-stained coronal sections through the head showed that the skull surrounds the brain only laterally and ventrally” should have read “This extent of optical clarity probably results from the absence of skull above the brain²¹. In our specimens, Nissl-stained coronal sections through the head²² showed that the skull surrounds the brain only laterally and ventrally.” In addition, the unit abbreviation “μm” was incorrectly divided at a line break in the third paragraph of the Discussion, which might have led to some confusion. These errors have been corrected in the PDF and HTML versions of the article.

Published online: 5 November 2018

<https://doi.org/10.1038/s41592-018-0217-6>