













Publisher Correction: A terminal metabolite of niacin promotes vascular inflammation and contributes to cardiovascular disease risk

Correction to: *Nature Medicine*
<https://doi.org/10.1038/s41591-023-02793-8>,
published online 19 February 2024.

<https://doi.org/10.1038/s41591-024-02899-7>

Published online: 06 March 2024

 Check for updates

Marc Ferrell, Zeneng Wang , James T. Anderson, Xinmin S. Li ,
Marco Witkowski , Joseph A. DiDonato, James R. Hilser, Jaana A. Hartiala ,
Arash Haghikia , Tomas Cajka , Oliver Fiehn , Naseer Sangwan ,
Ilja Demuth , Maximilian König, Elisabeth Steinhagen-Thiessen,
Ulf Landmesser , W. H. Wilson Tang , Hooman Allayee  &
Stanley L. Hazen 

In the version of the article initially published, the top label for Fig. 4f, now reading “Mouse liver ACMSD protein”, originally read “Mouse liver *Acmsd* mRNA”. The figure has now been amended in the HTML and PDF versions of the article.

© The Author(s), under exclusive licence to Springer Nature America, Inc. 2024