

Author Correction: Approaches and advances in the genetic causes of autoimmune disease and their implications

Jamie R. J. Inshaw , Antony J. Cutler , Oliver S. Burren, M. Irina Stefana and John A. Todd

Correction to: *Nature Immunology* <https://doi.org/10.1038/s41590-018-0129-8>, published online 20 June 2018.


In the version of this article initially published, in the figure on the left in Box 3, the significance threshold values in the figure legend were listed in the wrong order. The correct value for the red curve is “ 1×10^{-5} ” and the correct value for the blue curve is “ 1×10^{-3} ”. The error has been corrected in the HTML and PDF versions of the article.

Published online: 15 April 2020

<https://doi.org/10.1038/s41590-020-0679-4>

© The Author(s), under exclusive licence to Springer Nature America, Inc. 2020

Author Correction: Climate change: an enduring challenge for vector-borne disease prevention and control

Joacim Rocklöv and Robert Dubrow 

Correction to: *Nature Immunology* <https://doi.org/10.1038/s41590-020-0648-y>, published online 20 April 2020.






In the version of this article initially published, in Table 2, “virus” was used rather than “pathogen” in the row “International travel and trade,” under the heading “Globalization and environment,” and in the row “Research,” under the heading “Public health systems.” The error has been corrected in the HTML and PDF versions of the article.

Published online: 29 April 2020

<https://doi.org/10.1038/s41590-020-0692-7>

© The Author(s), under exclusive licence to Springer Nature America, Inc. 2020

Author Correction: Genome-wide CRISPR–Cas9 screening reveals ubiquitous T cell cancer targeting via the monomorphic MHC class I-related protein MR1

Michael D. Crowther, Garry Dolton, Mateusz Legut, Marine E. Caillaud, Angharad Lloyd, Meriem Attaf, Sarah A. E. Galloway, Cristina Rius, Colin P. Farrell, Barbara Szomolay, Ann Ager, Alan L. Parker , Anna Fuller, Marco Donia , James McCluskey , Jamie Rossjohn , Inge Marie Svane, John D. Phillips and Andrew K. Sewell 

Correction to: *Nature Immunology* <https://doi.org/10.1038/s41590-019-0578-8>, published online 20 January 2020.

In the supplementary information originally posted for this article, Supplementary Fig. 1 included only a truncated form of the MC.7.G5 TCR chains used to express soluble protein in bacteria (in panel **b**). This sequence includes a truncated constant domain that contains some mutations from the native sequence. This is made clear in the updated Supplementary Fig. 1, and another panel has been added at the bottom of the figure that shows the protein sequence with the leader and full-length natural constant regions, including the transmembrane domain. It is recommended that researchers wishing to make versions of this TCR refer to the sequence deposited at GenBank ([MN782533.2](https://www.ncbi.nlm.nih.gov/nuccore/MN782533.2)) and include a constant domain that suits their intended purpose.

Published online: 2 March 2020

<https://doi.org/10.1038/s41590-020-0640-6>

© The Author(s), under exclusive licence to Springer Nature America, Inc. 2020