

Author Correction: Inherent mosaicism and extensive mutation of human placentas

<https://doi.org/10.1038/s41586-021-04347-9>

Published online: 28 February 2022

Correction to: *Nature* <https://doi.org/10.1038/s41586-021-03345-1>

Published online 10 March 2021



Tim H. H. Coorens, Thomas R. W. Oliver, Rashesh Sanghvi, Ulla Sovio, Emma Cook, Roser Vento-Tormo, Muzlifah Haniffa, Matthew D. Young, Raheleh Rahbari, Neil Sebire, Peter J. Campbell, D. Stephen Charnock-Jones, Gordon C. S. Smith & Sam Behjati

In the version of this article initially published, there was a plotting error affecting Fig. 1d,e and Extended Data Fig. 1b. SBS

signature extraction was performed for the bulk placental samples on a per-placenta basis, but the results were plotted on a per-sample basis, duplicating the signature proportion estimates where multi-regional sampling was done. The error does not affect the conclusions reported in the paper.

In Fig. 1d caption, the text originally reading “SBS signatures in placental biopsies. Each column represents one bulk sample,” has been amended to read “SBS signatures in placentas that underwent bulk sampling. Each column represents the unique substitutions across one placenta ($n = 36$, placenta from trisomic rescue case not included).” The Fig. 1e caption, originally beginning “Prevalence of SBS18 mutations in bulk placental biopsies,” has been amended to read “Prevalence of SBS18 mutations across each placenta that underwent bulk sampling.”

In Extended Data Fig. 1b caption, the text originally reading “Mutational signature profiles of each bulk placental sample by their clinical group. Each bar represents a single bulk placental sample,” has been amended to read “Mutational signature profiles of each placenta by their clinical group ($n = 36$, placenta from trisomic rescue case not included). Each column represents one placenta (signature extraction performed across all unique substitutions per placenta in view of their low individual mutation burdens).”

The original and corrected Fig. 1d,e and Extended Data Fig. 1b are shown above.

The changes have been made to the online version of the article.

© The Author(s), under exclusive licence to Springer Nature Limited 2022

Original, incorrect

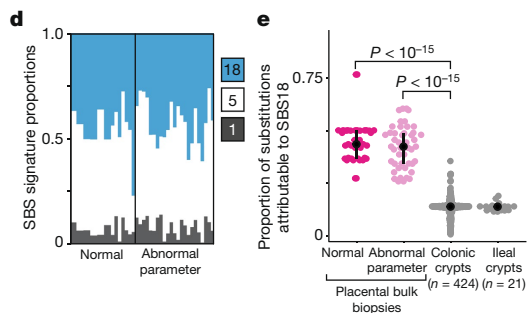
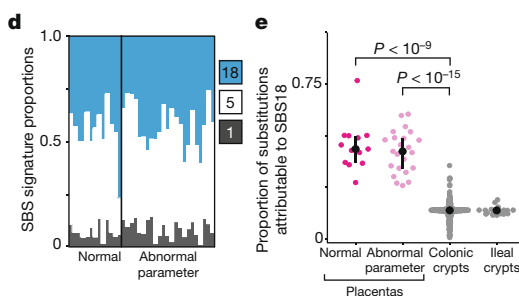
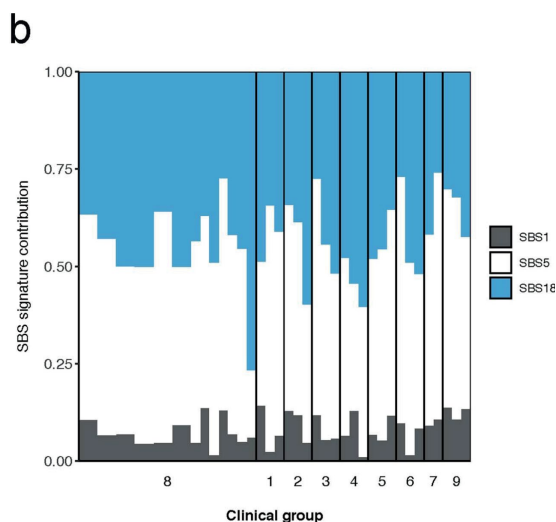


Fig. 1 | Incorrect and corrected Fig. 1d,e.

Revised, corrected



Original, incorrect



Revised, corrected

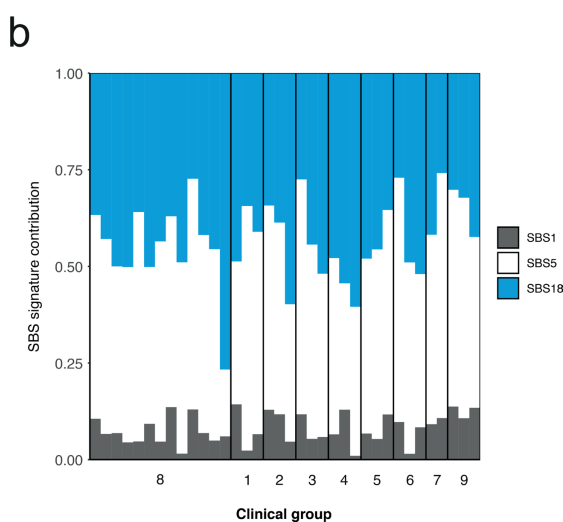


Fig. 2 | Incorrect and corrected Extended Data Fig. 1b.