





Publisher Correction: Atomic-scale friction between single-asperity contacts unveiled through in situ transmission electron microscopy

Xiang Wang , Zhenyu Liu, Yang He, Susheng Tan , Guofeng Wang  and Scott X. Mao 

Correction to: *Nature Nanotechnology* <https://doi.org/10.1038/s41565-022-01126-z>, published online 23 May 2022.



In the version of this article initially published, there were errors in Fig. 1b and Fig. 2b,f,h,j, where square brackets around crystallographic direction vectors appeared instead as parentheses. The square brackets have been restored to the figures in the HTML and PDF versions of the article.

Published online: 8 June 2022

<https://doi.org/10.1038/s41565-022-01167-4>

© The Author(s), under exclusive licence to Springer Nature Limited 2022

Author Correction: Cross-species transcriptomic signatures identify mechanisms related to species sensitivity and common responses to nanomaterials

Becky J. Curtis , Nicholas J. Niemuth, Evan Bennett, Angela Schmoltdt, Olaf Mueller, Aurash A. Mohaimani, Elizabeth D. Laudadio, Yu Shen, Jason C. White , Robert J. Hamers  and Rebecca D. Klaper 

Correction to: *Nature Nanotechnology* <https://doi.org/10.1038/s41565-022-01096-2>, published online 7 April 2022.

In the version of this article initially published, the labels for the “Zebrafish” and “Daphnids lanes,” respectively, in Fig. 2 were in reverse order and have now been corrected. In Table 1, a duplicate row for “Methylcitrate cycle (P02754)” has been removed while for “O-antigen biosynthesis (P02757),” an additional entry has been made to the “10 mg l⁻¹; D” column, changing the column total from 13 to 14, as mentioned in the second paragraph of the Results and discussion section now corrected to read, in part, “Higher numbers of species-specific disrupted pathways were exhibited by zebrafish and daphnids in response to the lowest nanoparticle concentration (that is, 42 and 16, respectively) compared with the number of pathways exhibited at the highest exposure (8 and 14, respectively).” The changes have been made in the HTML and PDF versions of the article.

Published online: 1 July 2022

<https://doi.org/10.1038/s41565-022-01176-3>

© The Author(s), under exclusive licence to Springer Nature Limited 2022