



















Author Correction: Local negative permittivity and topological phase transition in polar skyrmions

S. Das , Z. Hong, V. A. Stoica , M. A. P. Gonçalves, Y. T. Shao, E. Parsonnet , E. J. Marks, S. Saremi , M. R. McCarter, A. Reynoso, C. J. Long, A. M. Hagerstrom, D. Meyers , V. Ravi , B. Prasad, H. Zhou , Z. Zhang , H. Wen , F. Gómez-Ortiz , P. García-Fernández, J. Bokor , J. Iñiguez , J. W. Freeland , N. D. Orloff, J. Junquera , L. Q. Chen , S. Salahuddin, D. A. Muller , L. W. Martin  and R. Ramesh 

Correction to: *Nature Materials* <https://doi.org/10.1038/s41563-020-00818-y>, published online 12 October 2020.

In the version of this Article originally published, the *x*-axis units of time in Fig. 5 panels b–d, f–h and j–l were mistakenly ‘s’; they should have been ‘ns’. This has now been corrected.

Published online: 24 February 2021

<https://doi.org/10.1038/s41563-021-00962-z>

This is a U.S. government work and not under copyright protection in the U.S.; foreign copyright protection may apply 2021

Author Correction: Soft fibrin gels promote selection and growth of tumorigenic cells

Jing Liu, Youhua Tan, Huafeng Zhang, Yi Zhang, Pingwei Xu, Junwei Chen, Yeh-Chuin Poh, Ke Tang, Ning Wang and Bo Huang

Correction to: *Nature Materials* <https://doi.org/10.1038/nmat3361>, published online 1 July 2012.

In the version of this Article originally published, in Fig. 2b it was wrongly indicated that the left and right H&E stained images for the 3D B16-F1 group were taken from two distinct experimental mice. These representative images are in fact taken from the same mouse. Similarly, for the control group, both images are taken from the same mouse. H&E images from all of the individual mice in each group in Fig 2a are present in the updated Supplementary Information.

Additional information

Supplementary information The online version contains supplementary material available at <https://doi.org/10.1038/s41563-021-01032-0>.

Published online: 18 May 2021

<https://doi.org/10.1038/s41563-021-01032-0>

© The Author(s), under exclusive licence to Springer Nature Limited 2021