

A systematic review of worldwide causal and correlational evidence on digital media and democracy

Received: 1 December 2021

Accepted: 16 September 2022

Published online: 7 November 2022

 Check for updates

Philipp Lorenz-Spreen ^{1,5}✉, Lisa Oswald ^{2,5}, Stephan Lewandowsky ^{3,4}
& Ralph Hertwig ¹

One of today's most controversial and consequential issues is whether the global uptake of digital media is causally related to a decline in democracy. We conducted a systematic review of causal and correlational evidence ($N = 496$ articles) on the link between digital media use and different political variables. Some associations, such as increasing political participation and information consumption, are likely to be beneficial for democracy and were often observed in autocracies and emerging democracies. Other associations, such as declining political trust, increasing populism and growing polarization, are likely to be detrimental to democracy and were more pronounced in established democracies. While the impact of digital media on political systems depends on the specific variable and system in question, several variables show clear directions of associations. The evidence calls for research efforts and vigilance by governments and civil societies to better understand, design and regulate the interplay of digital media and democracy.

The ongoing heated debate on the opportunities and dangers that digital media pose to democracy has been hampered by disjointed and conflicting results (for recent overviews, see refs. ^{1–4}). Disagreement about the role of new media is not a novel phenomenon; throughout history, evolving communication technologies have provoked concerns and debates. One likely source of concern is the dual-use dilemma, that is, the inescapable fact that technologies can be used for both noble and malicious aims. For instance, during the Second World War, radio was used as a propaganda tool by Nazi Germany⁵, whereas allied radio, such as the BBC, supported resistance against the Nazi regime, for example, by providing tactical information on allied military activities^{6,7}. In the context of the Rwandan genocide, radio was used to incite Rwandan Hutus to massacre the country's Tutsi minority⁸. In the aftermath of the genocide, using the same means to cause different ends, the radio soap opera 'Musekweya' successfully reduced intergroup prejudice in a year-long field experiment^{9,10}.

Digital media appears to be another double-edged sword. On the one hand, it can empower citizens, as demonstrated in movements such as the Arab Spring¹¹, Fridays for Future and #MeToo¹². On the other hand, digital media can also be instrumental in inciting destructive behaviours and tendencies such as polarization and populism¹³, as well as fatal events such as the attack on the United States Capitol in January 2021. Relatedly, the way political leaders use or avoid digital media can vary greatly depending on the political context. Former US President Trump used it to spread numerous lies ranging from claims about systematic voter fraud in the 2020 presidential election to claims about the harmlessness of Covid-19. In spring 2022, Russian President Putin had banned most social media platforms that would bypass the state-controlled classical media, probably to prevent access to information about his army's attack on Ukraine¹⁴. At the same time, Ukrainian President Zelensky has skilfully used social media to boost Ukrainian morale and engage in the information war with Russia. Examples of the dual-use dilemma of digital media abound.

¹Center for Adaptive Rationality, Max Planck Institute for Human Development, Berlin, Germany. ²Hertie School, Berlin, Germany. ³School of Psychological Science and Cabot Institute, University of Bristol, Bristol, UK. ⁴School of Psychological Science, University of Western Australia, Perth, Australia.

⁵These authors contributed equally: Philipp Lorenz-Spreen and Lisa Oswald. ✉e-mail: lorenz-spreen@mpib-berlin.mpg.de

Clearly, digital media can foster liberation, democratization and participation, but can also play an important role in eroding democracy. The role of digital media is further complicated because unlike other communication technologies, it enables individuals to easily produce and disseminate content themselves, and offers largely frictionless interaction between users. These properties have not only moved the self-organized political behaviour of citizens into the spotlight¹⁵, but have also shifted power to large digital media platforms. Unlike broadcasters, digital media platforms typically do not create content; instead, their power lies in providing and governing a digital infrastructure. Although that infrastructure could serve as an online public sphere¹⁶, it is the platforms that exert much control over the dynamics of information flow.

Our goal is to advance the scientific and public debate on the relationship between digital media and democracy by providing an evidence-based picture of this complex constellation. To this end, we comprehensively reviewed and synthesized the available scientific knowledge¹⁷ on the link between digital media and various politically important variables such as participation, trust and polarization.

We aimed to answer the pre-registered question “If, to what degree and in which contexts, do digital media have detrimental effects on democracy?” (pre-registered protocol, including research question and search strategy, at <https://osf.io/7ry4a/>). This two-stage question encompasses, first, the assessment of the direction of effects and, second, how these effects play out as a function of political contexts.

A major difficulty facing researchers and policy makers is that most studies relating digital media use to political attitudes and behaviours are correlational. Because it is nearly impossible to simulate democracy in the laboratory, researchers are forced to rely on observational data that typically only provide correlational evidence. We therefore pursued two approaches. First, we collected and synthesized a broad set of articles that examine associations between digital media use and different political variables. We then conducted an in-depth analysis of the small subset of articles reporting causal evidence. This two-step approach permitted us to focus on causal effects while still taking the full spectrum of correlational evidence into account.

For the present purpose, we adopted a broad understanding of digital media, ranging from general internet access to the use of specific social media platforms, including exposure to certain types of content on these platforms. To be considered as a valid digital media variable in our review, information or discussion forums must be hosted via the internet or need to describe specific features of online communication. For example, we considered the online outlets of traditional newspapers or TV channels as digital source of political information but not the original traditional media themselves. We provide an overview of digital media variables present in our review sample in Fig. 1d and discriminate in our analyses between the two overarching types of digital media: internet, broadly defined, on the one hand and social media in particular on the other hand.

We further aimed to synthesize evidence on a broad spectrum of political attitudes and behaviours that are relevant to basic democratic principles¹⁸. We therefore grounded our assessment of political variables in the literature that examines elements of modern democracies that are considered essential to their functioning, such as citizens’ basic trust in media and institutions¹⁹, a well-informed public²⁰, an active civil society^{21,22} and exposure to a variety of opinions^{23,24}. We also included phenomena that are considered detrimental to the functioning of democracies, including open discrimination against people²⁵, political polarization to the advantage of political extremists and populists²⁶ and social segregation in homogeneous networks^{23,27}.

The political variables in focus are themselves multidimensional and may be heterogeneous and conflicting. For example, polarization encompasses partisan sorting²⁸, affective polarization²⁹, issue alignment^{30,31} and a number of other phenomena (see ref. ³² for an excellent literature review on media effects on variations of ideological and

affective polarization). For our purpose, however, we take a broader perspective, examining and comparing across different political variables the directions—beneficial or detrimental to democracy—in which digital media effects play out.

Notwithstanding the nuances within each dimension of political behaviour, wherever possible we explicitly interpreted each change in a political variable as tending to be either beneficial or detrimental to democracy. Even though we tried to refrain from normative judgements, the nature of our research question required us to interpret the reported evidence regarding its relation to democracy. For example, an increase in political knowledge is generally considered to be beneficial under the democratic ideal of an informed citizenry²⁰. Similarly, a certain level of trust in democratic institutions is crucial for a functioning democracy³³. By contrast, various forms of polarization (particularly affective polarization) tend to split societies into opposing camps and threaten democratic decision-making^{34,35}. Likewise, populist politics that are often coupled with right-wing nationalist ideologies, artificially divide society into a corrupt ‘elite’ that is opposed by ‘the people’, which runs counter to the ideals of a pluralistic democracy and undermines citizens’ trust in politics and the media^{36,37}. We therefore considered polarization and populism, for example, to be detrimental to democracy.

There are already some systematic reviews of subsets of associations between political behaviour and media use that fall within the scope of our analysis, including reviews of the association between media and radicalization^{38,39}, polarization³², hate speech⁴⁰, participation^{41–45}, echo chambers⁴⁶ and campaigning on Twitter⁴⁷. These extant reviews, however, did not contrast and integrate the wide range of politically relevant variables into one comprehensive analysis—an objective that we pursue here. For the most relevant review articles, we matched the references provided in them with our reference list (see Materials and Methods for details). Importantly, and unlike some extant reviews, our focus is not on institutions, the political behaviour of political elites (for example, their strategic use of social media; see refs. ^{47,48}), or higher-level outcomes (for example, policy innovation in governments⁴⁹). We also did not consider the effects of traditional media (for example, television or radio) or consumption behaviours that are not specific to digital media (for example, selective exposure⁵⁰). Furthermore, we did not focus on the microscopic psychological mechanisms that could shape polarization on social media (for a review, see ref. ⁵¹). For reasons of external validity, we omitted small-scale laboratory-only experiments (for example, see ref. ⁵²), but included field experiments in our review. We included studies using a variety of methods—from surveys to large-scale analyses of social media data—and across different disciplines that are relevant to our research question. Details on the inclusion and exclusion criteria are provided in Materials and Methods. Our goal for this knowledge synthesis is to provide a nuanced foundation of shared facts for a constructive stage in the academic but also societal debate about the future of digital media and their role in democracy. In our view, this debate and the future design of digital media for democracy require a comprehensive assessment of its impact. We therefore not only focus on individual dimensions of political behaviour but also compare these dimensions and the methods by which they have been researched so far, thus going beyond the extant reviews. This approach aims to stimulate research that fills evidence gaps and establishes missing links that only become apparent when comparing the dimensions.

Results

After conducting a pre-registered search (most recent update 15 September 2021) and selection process, we arrived at a final sample of $N = 496$ articles. For further analysis, we classified them by the set of variables between which they report associations: type of digital media (for example, social media, online news), political variables (for example, trust, participation) and characteristics of the information ecology

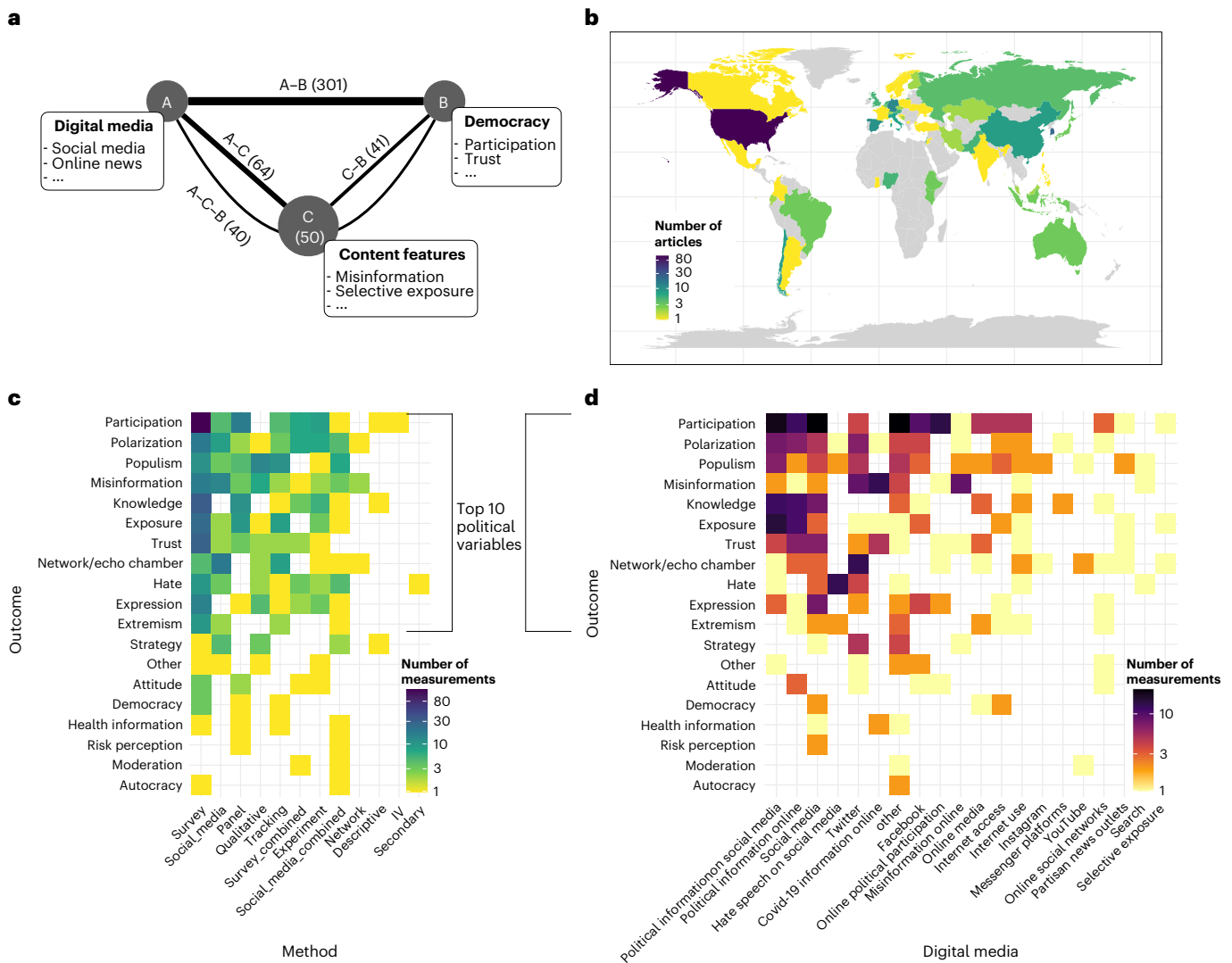


Fig. 1 | Summary of the reviewed articles. **a**, Combinations of variables in the sample: digital media (A), political variables (B) and content features such as selective exposure or misinformation (C). Numbers in brackets count articles in our sample that measure an association between variables. **b**, Geographic

distribution of articles that reported site of data collection. **c, d**, Distribution of measurements (counted separately whenever one article reported several variables) over combinations of outcome variables and methods (**c**) and over combinations of outcome variables and digital media variables (**d**).

(for example, misinformation, selective exposure), as depicted in Fig. 1a. Each article was coded according to the combination of these variables as well as the method, specific outcome variable and, if applicable, the direction of association and potential moderator variables (see Materials and Methods for details). The resulting table of the fully coded set of studies can be found at <https://osf.io/7ry4a/>, alongside the code for the analyses and visualizations offered here.

Figure 1 reports the composition of the set of included articles. Figure 1a confirms that the search query mainly returned articles concerned with the most relevant associations between digital media and political outcomes. Most of the articles were published in the last 5 years, highlighting the fast growth of interest in the link between digital media and democracy. Articles span a range of disciplines, including political science, psychology, computational science and communication science. Although a preponderance of articles focused on the United States, there was still a large geographical variation overall (see Fig. 1b).

Figure 1c shows the distribution of measurements (counted separately when one article reported several outcomes) across methods and political variables. Our search query was designed to capture a broad

range of politically relevant variables, which meant that we had to group them into broader categories. The ten most frequently reported categories of variables were trust in institutions, different variants of political participation (for example, voter turnout or protest participation), exposure to diverse viewpoints in the news, political knowledge, political expression, measures of populism (for example, support for far-right parties or anti-minority rhetoric), prevalence and spread of misinformation, measures of polarization (for example, negative attitudes towards political opponents or fragmented and adversarial discourse), homophily in social networks (that is, social connections between like-minded individuals) and online hate (that is, hate speech or hate crime). Similarly, the distribution of outcomes and associated digital media variables in Fig. 1d shows that many studies focused on political information online, and specifically political information on social media, in combination with political polarization and participation, while other digital media variables, such as messenger platforms are less explored. The full table, including the reported political variables within each category, can be found at <https://osf.io/7ry4a/>. Figure 1 also reveals gaps in the literature, such as rarely explored geographical regions (for example, Africa) and under-studied methods-variable

combinations (for example, involving the combination of data sources such as social media data with survey or secondary data).

Direction of associations

In the first part of our research question, we ask whether the available evidence suggests that the effects of digital media are predominantly beneficial or detrimental to democracy. To find an answer, we first selected subsets of articles that addressed the ten most frequently studied categories of political variables (hereafter simply referred to as political variables). We did not test specific hypotheses in our review. A total of $N = 354$ associations were reported for these variables (when an article examined two relevant outcome variables, two associations were counted). The independent variable across these articles was always a measure of the usage of some type of digital media, such as online news consumption or social media uptake. Statistically speaking, the independent variables can be positively or negatively associated with the political outcome variable. For instance, more digital media use could be associated with more expression of hate (positive association), less expression of hate (negative association), or not associated at all. We decided to present relationships not at a statistical level but at a conceptual level. We therefore classified each observed statistical association as beneficial or detrimental depending on whether its direction was aligned or misaligned with democracy. For example, a positive statistical association between digital media use and hate speech was coded as a detrimental association; by contrast, a positive statistical association between digital media use and participation was coded as beneficial. Throughout, we represent beneficial associations in turquoise and detrimental associations in orange, irrespective of the underlying statistical polarity.

Figure 2 provides an overview of the ten most frequently studied political variables and the reported directions—colour-coded in terms of whether they are beneficial or detrimental to democracy—of each of their associations with digital media use. This overview encompasses both correlational and causal evidence. Some findings in Fig. 2 suggest that digital media can foster democratic objectives. First, the associations reported for participation point mostly in beneficial directions for democracy (aligned with previous results⁴⁵), including a wide range of political and civic behaviour (Fig. 1d), from low-effort participation such as liking/sharing political messages on social media to high-cost activities such as protesting in oppressive regimes. Second, measures of political knowledge and diversity of news exposure appear to be associated with digital media in beneficial ways, but the overall picture was slightly less clear. Third, the literature is also split on how political expression is associated with digital media. Articles reporting beneficial associations between digital media and citizens' political expression were opposed by a number of articles describing detrimental associations. These detrimental associations relate to the 'spiral of silence' idea, that is, the notion that people's willingness to express their political opinions online depends on the perceived popularity of their opinions (see relevant overview articles^{53,54}).

Fourth, we observed consistent detrimental associations for a number of variables. Specifically, the associations with trust in institutions were overwhelmingly pointing in directions detrimental to a functioning democracy. Measures of hate, polarization and populism were also widely reported to have detrimental associations with digital media use in the clear majority of articles. Likewise, increased digital media use was often associated with a greater exposure to misinformation. Finally, we also found that digital media were associated with homophily in social networks in detrimental ways (mostly measured on social media, and here especially on Twitter), but the pattern of evidence was a little less consistent. Differences in the consistency of results were also reflected when broken down along associated digital media variables (see insets in Fig. 2). For instance, both trust and polarization measures were consistently associated with media use across types of digital media ranging from social media to political

information online; in contrast, results for homophily were concentrated on social media and especially on Twitter, while measurements of news exposure were mostly concentrated on political information online. This points not only to different operationalizations of related outcome measures, such as diverse information exposure and homophilic network structures, but also to differences between the distinct domains of digital media in which these very related phenomena are measured. Similar observations can be made when separating associations between general types of digital media: social media vs internet more broadly (Supplementary Fig. 1).

Next, we distinguished between articles reporting correlational versus causal evidence and focused on the small subset of articles reporting the latter ($N = 24$). We excluded causal evidence on the effects of voting advice applications from our summary as a very specific form of digital media, explicitly constructed to inform vote choices, and already extensively discussed in a meta-analysis⁵⁵.

Causal inference

Usually, the absence of randomized treatment assignment, an inescapable feature of observational data (for example, survey data), precludes the identification of causal effects because individuals differ systematically on variables other than the treatment (or independent) variable. However, under certain conditions, it is possible to rule out non-causal explanations for associations, even in studies without random assignment that are based on observational data (see refs. ^{56–58}). For a more detailed explanation of the fundamental principles of causal inference, see Supplementary Material page 5 and, for example, the work of the 2021 laureates of the Nobel Memorial Prize in Economics^{56–58}.

Common causal inference techniques that were used in our sample include instrumental variable designs that introduce exogenous variation in the treatment variable^{59–63}, matching approaches to explicitly balance treatment and control groups^{64–66}, and panel designs that account for unobserved confounders with unit and/or time-fixed effects^{67,68}. We also found multiple large-scale field experiments conducted on social media platforms^{69–72} as well as various natural experiments^{59,61,62,73}.

Figure 3 summarizes the findings and primary causal inference techniques of these articles. Again, causal effects were coded as beneficial for or detrimental to democracy. This figure is structured according to whether evidence stemmed from established democracies or from emerging democracies and authoritarian regimes, adopting classifications from the Liberal Democracy Index provided by the Varieties of Democracy project¹⁸. In some autocratic regimes (for example, China), it is particularly difficult to interpret certain effects. For example, a loss of trust in government suggests a precarious development for an established democracy; in authoritarian regimes, however, it may indicate a necessary step toward overcoming an oppressive regime and, eventually, progressing towards a more liberal and democratic system. Instead of simply adopting the authors' interpretation of the effects or imposing our own interpretation of effects in authoritarian contexts, we leave this interpretation to the reader (denoted in purple in the figure). The overall picture converges closely with the one drawn in Fig. 2. We found general trends of digital media use increasing participation and knowledge but also increasing political polarization and decreasing trust that mostly aligned with correlational evidence.

Effects on key political variables

In the following sections, we provide a short synopsis of the results, point to conflicting trends and highlight some examples of the full set of correlational and causal evidence, reported in Figs. 2 and 3, for six variables that we found to be particularly crucial for democracy: participation, trust, political knowledge, polarization, populism, network structures and news exposure. The chosen examples are stand-ins and illustrations of the general trends.

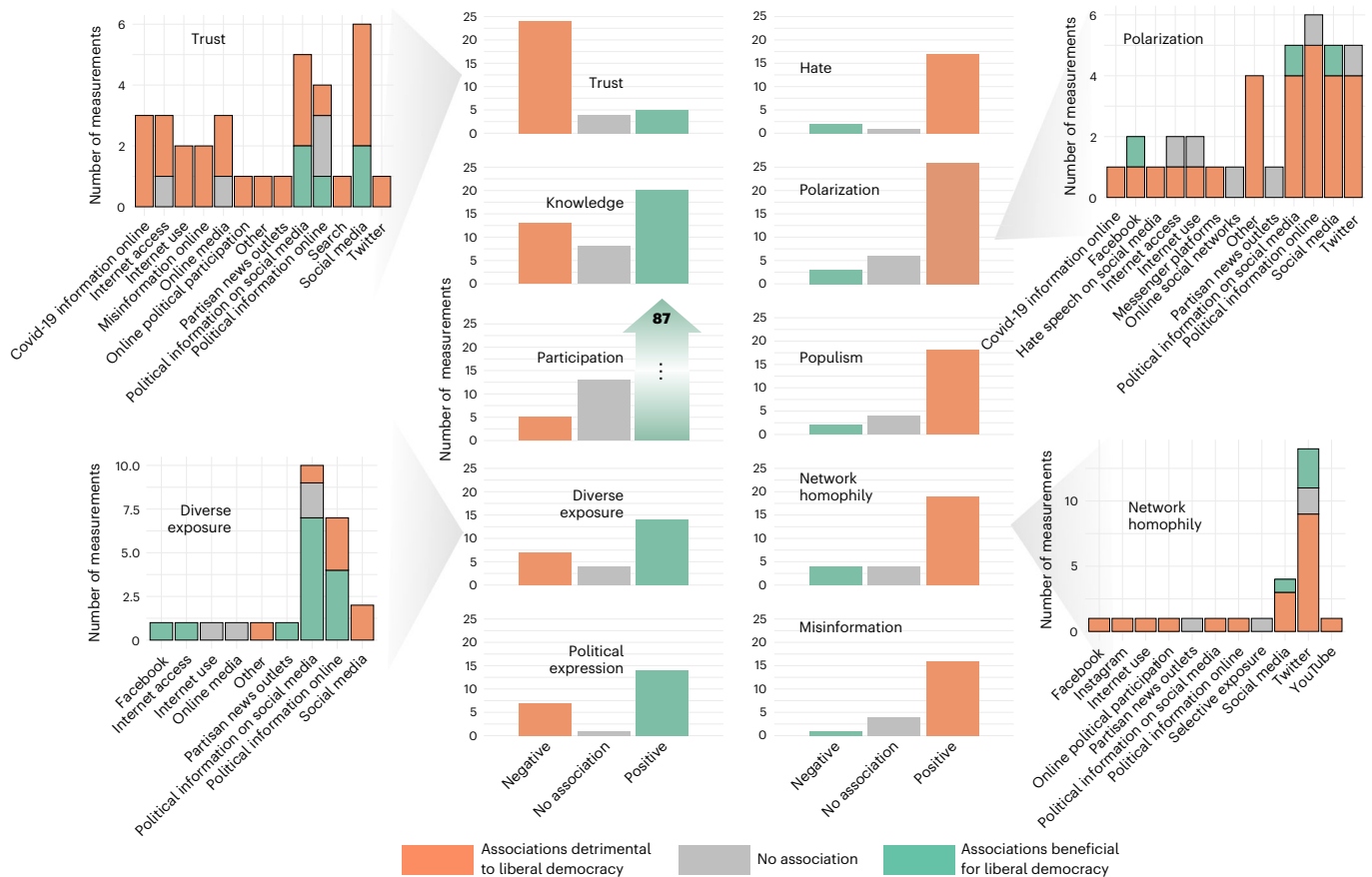


Fig. 2 | Distribution of directions of associations from the full sample. Directions of associations are reported for various political variables (see Fig. 1d for a breakdown). Insets show examples of the distribution of associations with trust, news exposure, polarization and network homophily over the different digital media variables with which they were associated.

Participation. Consistent with past meta-analyses^{42,43,45}, the body of correlational evidence supported a beneficial association between digital media use and political participation and mobilization.

Causal analyses of the effects of digital media on political participation in established democracies mostly studied voting and voter turnout^{64,67,71,74–76}; articles concerned with other regions of the world rather focused on political protest behaviour^{59,61,66}. Other articles considered online political participation^{65,71}. One study, applying causal mediation analysis to assess a causal mechanism⁷⁷, found that information-oriented social media use affects political participation, mediated or enabled through the user’s online political efficacy⁶⁵. Overall, our evidence synthesis found largely beneficial mobilizing effects for political participation across this set of articles. Our search did not identify any studies that examined causal effects of digital media on political participation in authoritarian regimes in Africa or the Middle East.

Trust. Many articles in our sample found detrimental associations between digital media and various dimensions of trust (Fig. 2). For example, detrimental associations were found for trust in governments and politics^{59,60,66,78–82}, trust in media⁸³, and social and institutional trust⁸⁴. During the COVID-19 pandemic, digital media use was reported to be negatively associated with trust in vaccines^{85,86}. Yet the results about associations with trust are not entirely homogeneous. One multinational survey found beneficial associations with trust in science⁸⁷; others found increasing trust in democracy with digital media use in Eastern and Central European samples^{88,89}. Nevertheless, the large majority of reported associations between digital media use and trust

appear to be detrimental for democracy. While the evidence stems mostly from surveys, results gathered with other methods underpin these findings (Fig. 2 inset).

The majority of articles identifying causal effects also find predominantly detrimental effects of digital media on trust. A field experiment in the United States that set browser defaults to partisan media outlets³⁷ found a long-term loss of trust in mainstream media. Studies examining social trust as a central component of social capital find consistent detrimental effects of social media use⁸⁴; in contrast, no effects of broadband internet in general on social trust was found⁹⁰. In authoritarian regimes in Asia, increasing unrestricted internet access decreased levels of trust in the political system^{59,73,91}. This finding confirms the predominant association observed in most other countries. Yet it also illustrates how digital media is a double-edged sword, depending on the political context: by reducing trust in institutions, digital media can threaten existing democracies as well as foster emerging democratic developments in authoritarian regimes.

Political knowledge. The picture was less clear for associations between the consumption of digital media and political knowledge. Still, the majority of associations point in beneficial directions and were found in both cross-sectional surveys^{92–99} and panel surveys^{100–102}. Studies linking web-tracking and survey data showed increased learning about politics¹⁰³, but also a turning away from important topics¹⁰⁴, whereas other experiments demonstrated an overall beneficial effect of digital media on issue salience¹⁰⁵. These findings, however, stand in contrast to other studies that find a detrimental association between political knowledge and digital media use^{106–110}.



Fig. 3 | Summary of causal evidence for digital media effects on political variables. Each box represents one article. Treatments (T) are in white boxes on the left, political outcome (O) variables in coloured boxes on the right; M denotes mediators; H represents sources of effect heterogeneity or moderators. Positive (+) and negative (-) signs at paths indicate reported direction of effects. Location of sample indicated in top right corner of boxes, primary causal inference strategy in bottom left. Strategies include statistical estimation strategies such as instrumental variables (IV), matching and panel designs (PD) that use, for

example, fixed effects (FE) or difference in difference (DID) for causal estimation, as well as lab or field experiments (for example, field experiments rolled out on various platforms that are often supplemented with IV estimation to account for imperfect compliance). Detrimental effects on liberal democracy are shown in orange, beneficial effects in turquoise, effects open to interpretation in purple and null effects in grey. Solid arrows represent pathways for which authors provide causal identification strategies, dashed arrows represent descriptive (mediation) pathways.

The body of causal evidence on political knowledge also tends to paint a relatively promising picture. Multiple articles found that engagement with digital media increased political knowledge^{67,70,72,74} and that engagement with political content on social media increased political interest among adolescents¹¹¹. In line with these findings, it has been reported that political messages on social media, as well as faster download speed, can increase information-seeking in the political domain^{67,71}. By contrast, there is evidence for a decrease in political knowledge¹¹², which is mediated through the news-finds-me effect: social media users believe that actively seeking out news is no

longer required to stay informed, as they expect to be presented with important information.

It is important to note that most of these effects are accompanied by considerable heterogeneity in the population that benefits and the type of digital media. For example, politically interested individuals showed higher knowledge acquisition when engaging with Twitter, whereas the opposite effects emerged for engagement with Facebook¹¹³. Furthermore, there is evidence that the news-finds-me effect on social media can be mitigated when users consult alternative news sources¹¹².

Polarization. Most articles found detrimental associations between digital media and different forms of political polarization^{114–118}. Our review obtained evidence for increasing outgroup polarization on social media in a range of political contexts and on various platforms^{119–122}. Increasing polarization was also linked to exposure to viewpoints opposed to one's own on social media feeds^{69,123}. Articles comparing several political systems found associations that were country-dependent¹²⁴, again highlighting the importance of political context¹²⁵. Nevertheless, high digital media use was for the most part linked to higher levels of polarization, although there was some evidence for balanced online discourse without pronounced patterns of polarization^{126–128}, as well as evidence for potentially depolarizing tendencies¹²⁹.

The body of causal articles largely supported the detrimental associations of digital media that emerged, by and large, in the correlational articles. Among established democracies, both social media use and overall internet use increased political polarization^{63,70}. This was also the case for an experimental treatment that exposed users to opposing views on Twitter⁶⁹. However, some findings run counter to the latter result¹³⁰: in a 2 month field experiment, exposure to counter-attitudinal news on Facebook reduced affective polarization (the authors used opposing news outlets as treatment instead of opinions on social media). Furthermore, one other field experiment did not find evidence that exposure to partisan online news substantively shifted political opinions but found a long-term loss of trust in mainstream media³⁷. Still, taking all evidence into account, the overall picture remains largely consistent on the detrimental association between digital media and political polarization, including some but not all causal evidence.

Populism. Articles on populism in our review examined either vote share and other popularity indicators for populist parties or the prevalence of populist messages and communication styles on digital media. Overall, articles using panel surveys, tracking data and methods linking surveys to social media data consistently found that digital media use was associated with higher levels of populism. For example, digital platforms were observed to benefit populist parties more than they benefit established politicians^{131–134}. In a panel survey in Germany, a decline in trust that accompanied increasing digital media consumption was also linked to a turn towards the hard-right populist AfD party⁸⁰. This relationship might be connected to AfD's greater online presence, relative to other German political parties¹³², even though these activities might be partly driven by automated accounts. There is also evidence for an association between increased social media use and online right-wing radicalization in Austria, Sweden and Australia^{135–137}. Only a minority of articles found no relationship or the reverse relationship between digital media and populism^{138–140}. For instance, in Japan, internet exposure was associated with increased tolerance towards foreigners¹⁴¹.

Similarly, most causal inference studies linked increased populism to digital media use. For instance, digital media use in Europe led to increased far-right populist support^{63,142}, and there was causal evidence that digital media can propagate ethnic hate crimes in both democratic and authoritarian countries^{62,68}. Leaving the US and European political context, in Malaysia, internet exposure was found to cause decreasing support for the authoritarian, populist government⁶⁰.

Echo chambers and news exposure. The evidence on echo chambers points in different directions depending on the outcome measure. On the one hand, when looking at news consumption, several articles showed that social media and search engines diversify people's news diets^{67,143–146}. On the other hand, when considering social networks and the impact of digital media on homophilic structures, the literature contains consistent reports of ideologically homogeneous social clusters^{147–151}. This underscores an important point: some seemingly paradoxical results can potentially be resolved by looking more closely at context and specific outcome measurement (see also Supplementary

Fig. 2). The former observation of diverse news exposure might fit with the beneficial relationship between digital media and knowledge reported in refs.^{67,74,94,95,102}, and the homophilic social structures could be connected to the prevalence of hate speech and anti-outgroup sentiments^{120,152–155}.

Heterogeneity

We now turn to the second part of our research question and analyse the effects of digital media use in light of different political contexts. Figure 4 shows the geographical distribution of effect directions around the globe. Notably, most beneficial effects on democracy were found in emerging democracies in South America, Africa and South Asia. Mixed effects, by contrast, were distributed across Europe, the United States, Russia and China. Similarly, detrimental outcomes were mainly found in Europe, the United States and partly Russia, although this may reflect a lack of studies undertaken in authoritarian contexts. These patterns are also shown in Fig. 4c,d, where countries are listed according to the Liberal Democracy Index. Moderators—variables such as partisanship and news consumption that are sources of effect heterogeneity—displayed in Supplementary Fig. 3 also show slight differences between outcomes. Beneficial outcomes seemed to be more often moderated by political interest and news consumption, whereas detrimental outcomes tended to be moderated by political position and partisanship.

Furthermore, many causal articles acknowledge that effects differ between subgroups of their sample when including interaction terms in their statistical models. For example, the polarizing effects of digital media differ between Northern and Southern European media systems¹⁴²; while consumption of right-leaning digital media increased far-right votes, especially in Southern Europe, the consumption of news media and public broadcasting in Northern European media systems with high journalistic standards appears to mitigate these effects. Another example of differential effects between subgroups was found in Russia, where the effects of social media on xenophobic violence were only present in areas with pre-existing nationalist sentiment. This effect was especially pronounced for hate crimes with a larger number of perpetrators, indicating that digital media was serving a coordinating function. In summary, a range of articles found heterogeneity in effects for varying levels of political interest^{67,113}, political orientation^{63,69,70} and different characteristics of online content¹¹¹.

Most authors, particularly those of the causal inference articles in our body of evidence, explicitly emphasized the national, cultural, temporal and political boundary conditions for interpreting and generalizing their results (see, for example, ref. 111). By contrast, especially in articles conducted on US samples, the national context and the results' potential conditionality was often not highlighted. We strongly caution against a generalization of findings that are necessarily bound to a specific political setting (for example, the United States) to other contexts.

Sampling methods and risk of bias

To assess study quality and risk of bias, we additionally coded important methodological aspects of the studies, specifically, the sampling method, sample size and transparency indicators, such as competing interest, open data practices and pre-registrations. In Fig. 5, we show an excerpt from that analysis. Different sampling methods naturally result in different sample sizes as shown in Fig. 5a,b. Furthermore, behavioural data are much more prevalent for studies that look at detrimental outcomes, such as polarization and echo chambers. Classic surveys with probability samples or quota samples, in contrast, are often used to examine beneficial outcome measures such as trust and participation (Fig. 5c,d). Overall, however, no coherent pattern emerges in terms of the reported directions of associations. If anything, large probabilistic samples report relatively less beneficial associations for both types of outcomes (Fig. 5). Generally, different types of data have different advantages, such as probability and quota samples approximating more closely the ideal of representativeness, whereas the observation

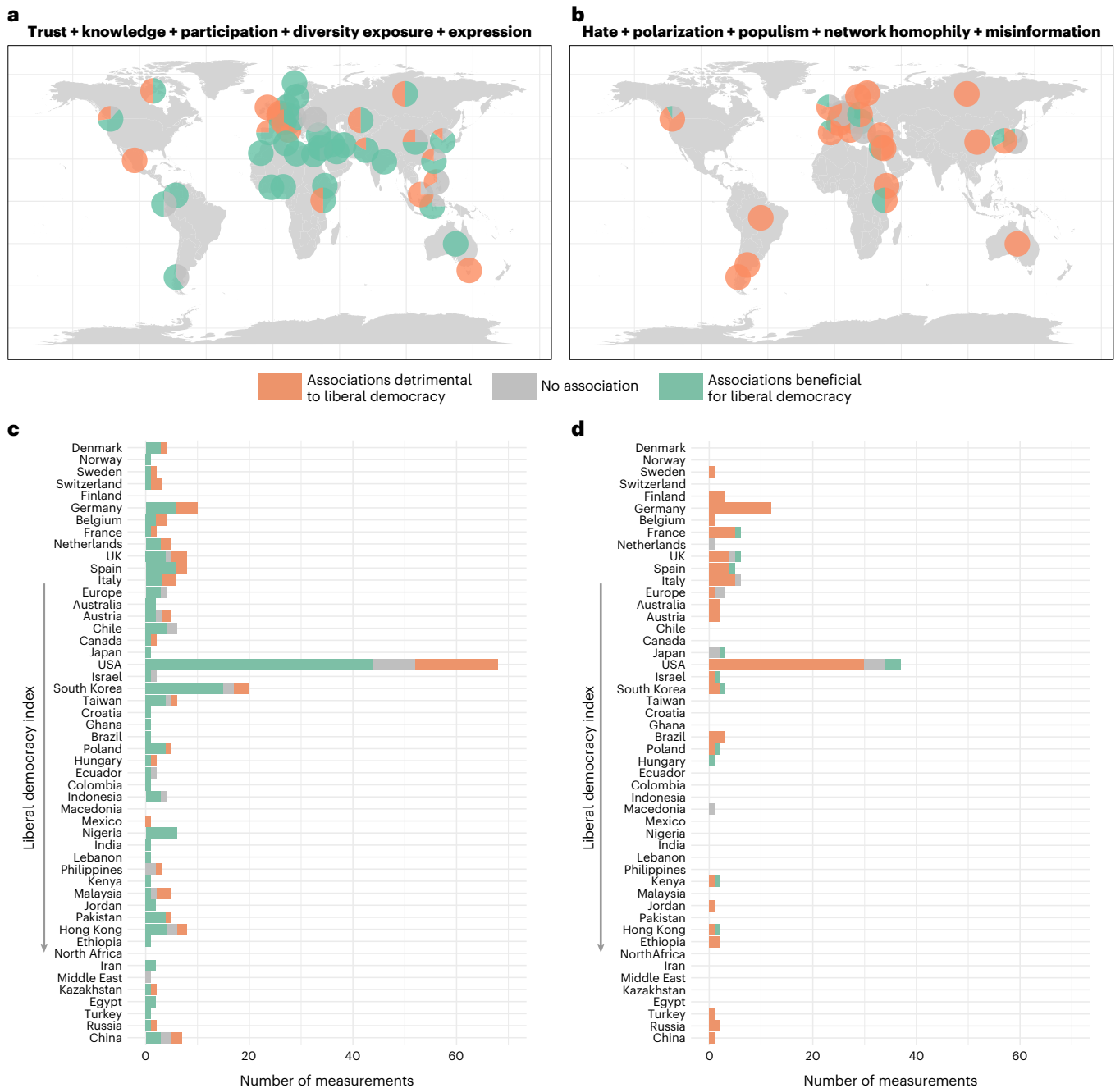


Fig. 4 | Geographical distribution of associations showing beneficial and detrimental outcomes. **a**, Geographical distribution of reported associations for the variables trust, knowledge, participation, exposure and expression. Pie charts show the composition of directions for each country studied. **b**, Geographic representation of reported associations for the variables hate,

polarization, populism, homophily and misinformation. **c**, Data and variables in **a**, in absolute numbers of reported associations and sorted along the Liberal Democracy Index¹⁸. **d**, Data and variables in **b**, in absolute numbers of reported associations and sorted along the Liberal Democracy Index.

of actual behaviour on social media escaping the potential downsides of self-reporting. A potential blind spot in studies working with behavioural data from social media, inaccessible to both us and the original authors of the studies, is the selection of data provided by platforms. Therefore, it is tremendously important for researchers to get unrestricted access or, at least, transparent provision of random samples of data by platforms. The selection of users into the platforms, however, remains an open issue for behavioural data as it is often unclear who the active users are and why they are active online. We find that political outcome measures studied with behavioural data appear to show quite distinct results compared with those studied with large-scale

survey data. Combining both data types would probably maximize the chances for reliable conclusions about the impact of digital media on democracy.

We found relatively few null effects for some variables. This could be accurate, but it could also be driven by the file-drawer problem—the failure to publish null results. To examine the extent of a potential file-drawer problem, we contacted authors via large mailing lists but did not receive any unpublished work that fitted our study selection criteria. Regarding possible risk of bias, we found that only in 143 out of 354 measurements did authors clearly communicate that no conflict of interest was present (beyond the usual funding statement).

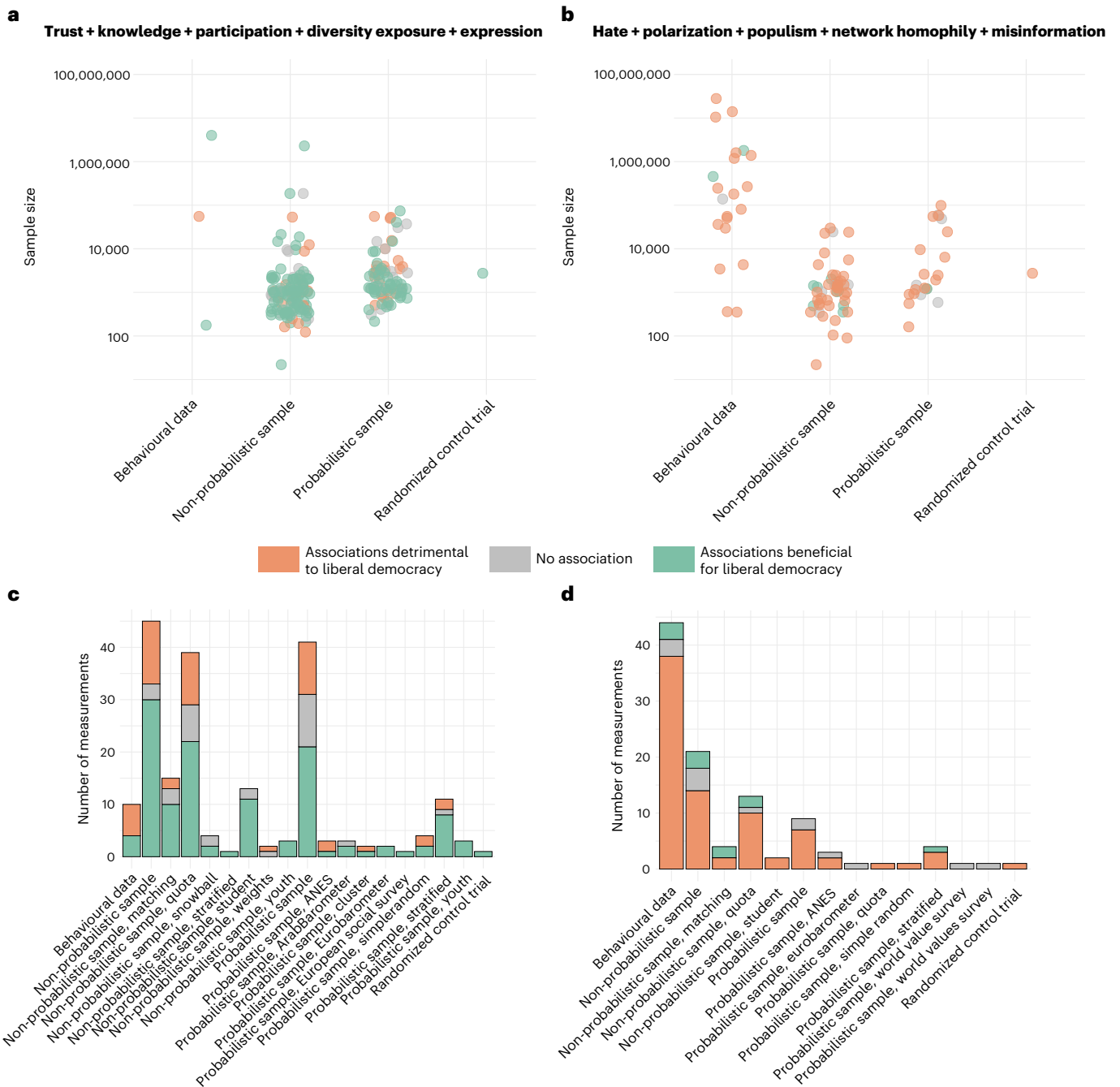


Fig. 5 | Sample size and sampling strategy for reported associations.

a, Sample size vs sampling methods for variables of trust, knowledge, participation, exposure and expression. Each dot represents one measurement, colour coded according to the direction of the reported association. **b**, Sample size vs sampling method for variables of hate, polarization, populism, network

homophily and misinformation. **c**, More detailed breakdown for the same variables as in **a** of sampling methods and their respective counts of reported associations and their direction. **d**, Breakdown of sampling methods and counts of associations for the same variables as in **b**.

However, we did not find a striking imbalance in the distribution of reported associations between those articles that did not explicitly state competing interest and those that did. Of the few associations for which conflicts of interest were stated, 4 pointed in beneficial, 3 in detrimental and 2 reported lack of directionality. In only 79 of 354 measurements did the researchers use open data practices. Considering articles that reported detrimental associations, we did not find a clear difference in the directions between those with and without open data. However, considering articles that reported beneficial outcomes, the numbers of positive findings in the studies without

open data are relatively much larger than for the open science studies. Namely, 103 beneficial and 33 detrimental associations were reported in those without open data, while 19 beneficial versus 14 detrimental were reported in studies with open data practices. This observation might be due to the large number of survey-based studies about participation, which often do not follow open data practices. Even fewer of the studies in our sample were pre-registered, namely, 13 of the 354, where 9 reported detrimental associations, only 3 reported beneficial associations and 1 found no direction of association. To shed light on other potential biases, we additionally examined temporal variations in

the directions of reported associations and found, besides the general explosive growth of studies in this domain, a slight trend towards an increasing number of both detrimental directions and null effects over time (Supplementary Fig. 4). At the author level, there was no clear pattern in the associations reported by those authors who published the greatest number of articles in our sample; several authors variously reported detrimental and beneficial effects as well as null effects, with a few exceptions (Supplementary Fig. 5). Their co-authorship network in Supplementary Fig. 6, split for the two types of outcomes measures, shows some communities of co-authors; however, no clear pattern of preferred direction of reported association can be spotted. Overall, we did not find evidence of a systematic bias in either direction driven by temporal trends or particular authors.

Discussion

Regardless of whether they are authoritarian, illiberal, or democratic, governments around the world are concerned with how digital media affect governance and their citizenry's political beliefs and behaviours. A flurry of recent interdisciplinary research, stimulated in part by new methodological possibilities and data sources, has shed light on this potential interplay.

Although classical survey methods are still predominant, novel ways of linking data types, for example linking URL tracking data or social media data with surveys, permit more complex empirical designs and analyses. Furthermore, digital trace data allow an expansion in sample size. The articles we reviewed included surveys with a few hundred, up to a few thousand participants, but also large-scale social media analyses that included behavioural traces of millions. Yet with computational social science still in its early days, the amount of evidence supporting and justifying causal conclusions is still limited. Causal effects of digital media on political variables are also hard to pin down empirically due to a plethora of complexities and context factors, as well as the highly dynamic technological developments that make predicting the future difficult. While emergent political phenomena are hard to simulate in the lab, the value of estimation and data collection strategies to draw causal inferences from real-life data is enormous. However, the long-established trade-off between internal and external validity still applies, which also highlights the value of high-quality descriptive work.

Taking into account both correlational and causal evidence, our review suggests that digital media use is clearly associated with variables such as trust, participation and polarization. They are critical for the functioning of any political system, in particular democracies. Extant research reports relatively few null effects. However, the trends on each factor mostly converge, both across research methods and across correlative and causal evidence.

Our results also highlight that digital media are a double-edged sword, with both beneficial and detrimental effects on democracy. What is considered beneficial or detrimental will, at least partly, hinge on the political system in question: intensifying populism and network homophily may benefit a populist regime or a populist politician but undermine a pluralistic democracy. For democratic countries, evidence clearly indicates that digital media increase political participation. Less clear but still suggestive are the findings that digital media have positive effects on political knowledge and exposure to diverse viewpoints in news. On the negative side, however, digital media use is associated with eroding the 'glue that keeps democracies together'³³: trust in political institutions. The results indicating this danger converge across methods. Furthermore, our results also suggest that digital media use is associated with increases in hate, populism and polarization. Again, the findings converge across causal and correlational articles.

Alongside the need for more causal evidence, we found several research gaps, including the relationship between trust and digital media and the seeming contradiction between network homophily and diverse news exposure. Methods that link tracking data for measuring

news exposure with behavioural data from social media (for example, sharing activities or the sentiment of commenting) are crucial to a better understanding of this apparent contradiction.

Limitations

The articles in our sample incorporate a plethora of methods and measures. As a result, it was necessary to classify variables and effects into broad categories. This is a trade-off we had to make in exchange for the breadth of our overview of the landscape of evidence across disciplines. For the same reason, we could not provide a quantitative comparison across the diverse sample of articles. We believe that digital media research would benefit from more unified measures (for example, for polarization), methods across disciplines to allow for better comparability in the future, a systematic comparison of different types of digital media (that is, Facebook and Twitter are neither of one kind nor, in all likelihood, are their effects) and extensions of outcome measurements beyond certain types of digital media. This follows other recent calls for commensurate measures of political and affective polarization¹⁵⁶. The breadth of our review and the large number of political outcome measures in particular, made it necessary to be quite restrictive on other ends (see Fig. 6 for our exclusion process and Supplementary Table 1 for the detailed criteria). We explicitly decided to prioritize the selection of causal evidence (see Fig. 7 for an overview of the causal inference techniques that we considered) and other large-sample, quantitative, published evidence. However, following this pre-registered search strategy led to the selection of unequal numbers of studies for different outcome variables. For example, our search query selected considerably more studies examining political participation than political expression or trust, while at the same time, it did not include all studies that are included in other systematic reviews⁴⁵ due to stricter exclusion criteria.

The interpretation of our results was in several cases hampered by a lack of appropriate baseline measures. There is no clear measure of what constitutes a reasonable benchmark of desirable political behaviour in a healthy democracy. In addition, there were no means of quantification of some of these behaviours in the past, outside of digital media. This problem is particularly pronounced for factors such as exposure to diverse news, social network homophily, misinformation and hate speech. Measuring these phenomena at scale is possible through digital media (for example, by analysing social network structure); much less is known about their prevalence and dynamics in offline settings. Many articles therefore lacked a baseline. For instance, it is neither clear what level of homophily in social networks is desirable or undesirable in a democratic society, nor is it clear how to interpret the results of certain studies on polarization^{69,130}, whose findings depend on whether one assumes that social media have increased or decreased exposure to opposing views relative to some offline benchmark. For example, if exposure to opposing views is increased on social media, the conclusion of one study¹³⁰ would be that it reduces polarization, but if exposure is decreased, one would come to the opposite conclusion. Notably, in this study, counter-attitudinal exposure was found to be down-ranked by Facebook's news feed – hence supporting a process that fosters polarization instead of counteracting it. Furthermore, results about populism might be skewed: descriptive evidence on the relative activity and popularity of right-wing populist parties in Europe suggests their over-representation, as in the case of Germany's AfD, on social media, relative to established democratic parties (see, for example, ref. ¹³²). Therefore, it is difficult to interpret even causal effects of digital media use on populist support in isolation from the relative preponderance of right-wing content online.

Conclusion

Our results provide grounds for concern. Alongside the positive effects of digital media for democracy, there is clear evidence of serious threats to democracy. Considering the importance of these corrosive and potentially difficult-to-reverse effects for democracy, a

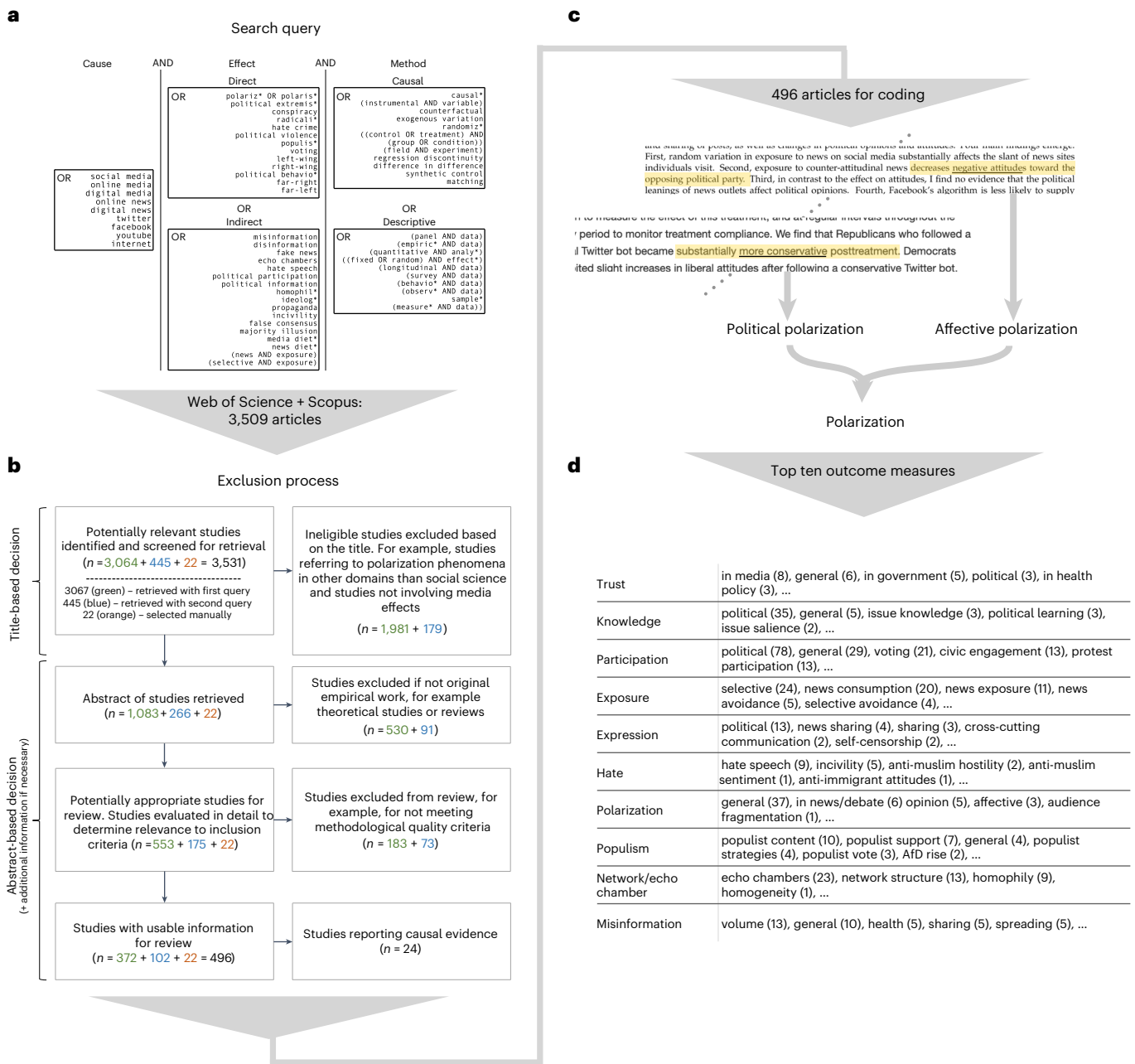


Fig. 6 | Strategy for curating the sample of relevant articles. **a**, Keywords included in our search query, run on Web of Science and Scopus, with logical connectors. Focus was on causal inference methods (method column), but also inclusion of descriptive quantitative evidence, relationships between digital media (cause column) and political outcomes (direct effect box) or

content features (indirect effect box). **b**, Flowchart representing the stepwise exclusion process, starting with title-based exclusion, followed by abstract-based exclusion. **c**, Example illustration of outcome variable extraction from the abstracts. **d**, Breakdown of the most frequently reported political variables into top 10 categories. Numbers in brackets are counts of measurements in the set.

better understanding of the diverging effects of digital media in different political contexts (for example, authoritarian vs democratic) is urgently needed. To this end, methodological innovation is required. This includes, for instance, more research using causal inference methodologies, as well as research that examines digital media use across multiple and interdependent measures of political behaviour. More research and better study designs will, however, also depend on access to data collected by the platforms. This access has been restricted or foreclosed. Yet without independent research that has unhampered access to all relevant data, the effects of digital media can hardly be understood in time. This is even more concerning because digital media

can implement architectural changes that, even if seemingly small, can scale up to widespread behavioural effects. Regulation may be required to facilitate this access¹⁵⁷. Most importantly, we suggest that the bulk of empirical findings summarized here can be attributed to the current status quo of an information ecosystem produced and curated by large, commercial platforms. They have succeeded in attracting a vast global audience of users. The sheer size of their audience as well as their power over what content and how content gets the most attention has led, in the words of the philosopher Jürgen Habermas, to a new structural transformation of the public sphere¹⁶. In this new public sphere, everybody can be a potential author spontaneously producing

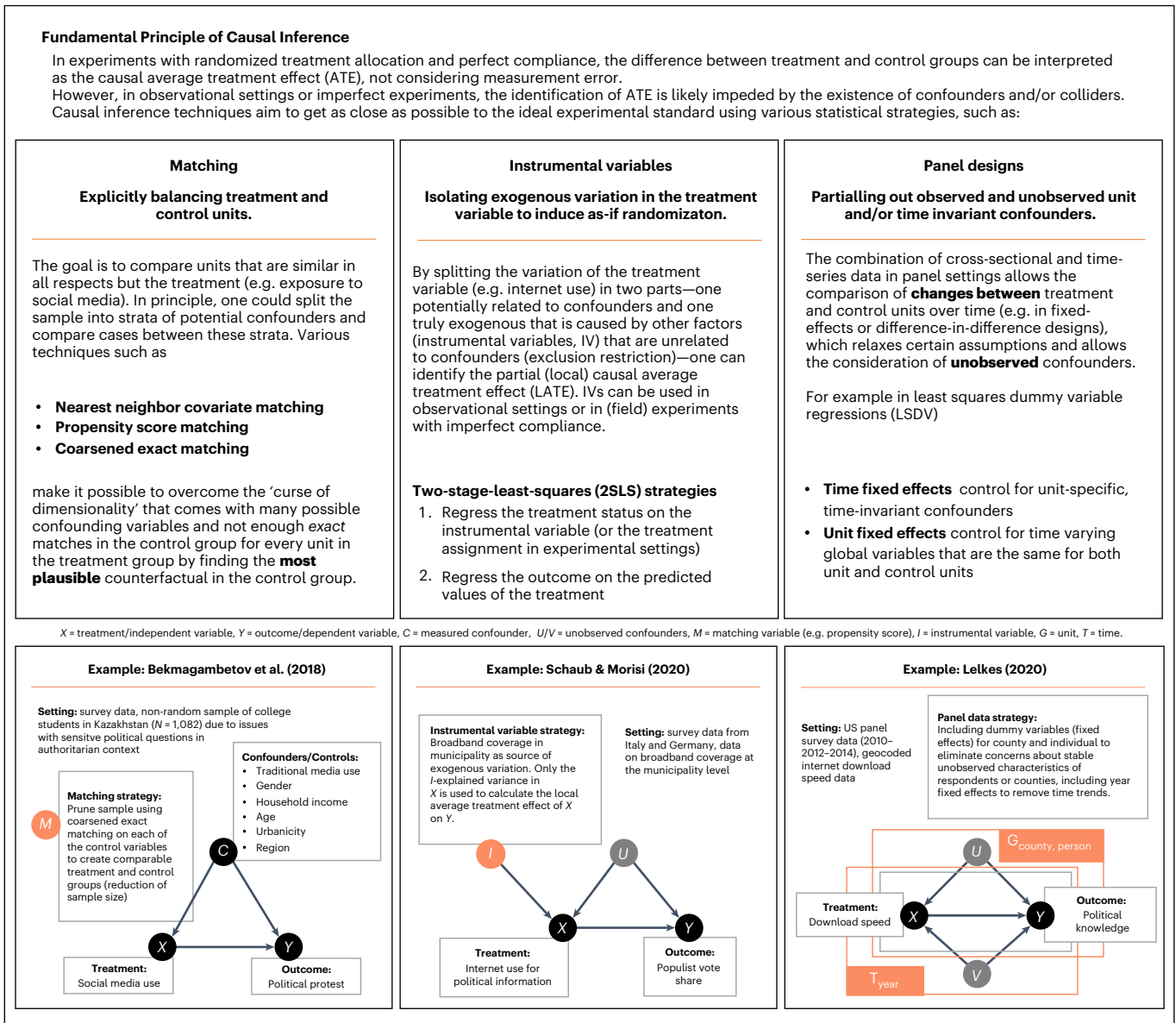


Fig. 7 | Summary of causal inference techniques used. Fundamental principles of causal inference techniques and statistical strategies used in our sample of causal evidence (excluding field experiments).

content, both right-wing radical networks as well as the courageous Belarusian women standing up for human rights and against a repressive regime. One need not share Habermas’ conception of ‘deliberate democracy’ to see that current platforms fail to produce an information ecosystem that empowers citizens to make political choices that are as rationally motivated as possible. Our results show how this ecosystem plays out to have important consequences for political behaviours and attitudes. They further underscore that finding out which aspects of this relationship are detrimental to democracy and how they can be contained while actively preserving and fostering the emancipatory potential of digital media is, perhaps, one of the most important global tasks of the present. Our analysis hopes to contribute to the empirical basis of this endeavour.

Methods

This systematic review follows the MOOSE Guidelines for Meta-Analyses and Systematic Reviews of Observational Studies¹⁵⁸. The detailed protocol of the review process was pre-registered on the Open Science

Framework (OSF) at <https://osf.io/7ry4a/>. The repository also contains the completed MOOSE checklist showing where each guideline is addressed in the text.

Figure 6 summarizes the search query that we used on two established academic databases, Scopus and Web of Science (both highly recommended search tools), the resulting number of articles from the query and the subsequent exclusion steps, leading to the final sample size of N = 496 articles under consideration^{159–575}.

Study selection criteria

We included only original, empirical work. Conceptual or theoretical work, simulation studies and evidence synthesizing studies were excluded. Articles had to be published in academic journals in English. Unpublished studies for which only the abstract or a preprinted version was available were excluded from the review. We excluded small-N laboratory experiments and small-N student surveys (N < 100) from our body of original work due to validity concerns. Although correlational evidence cannot establish a causal direction, we focused on articles that

examined effects of digital media on democracy but not the opposite. We therefore excluded, for example, articles that examined ways to digitize democratic procedures. To be included, articles had to include at least two distinct variables, a digital media variable and a political outcome. Articles measuring a single variable were only included if this variable was a feature of digital media (for example, hate speech prevalence, homophily in online social networks, prevalence of misinformation in digital media).

Search strategy, study selection, coding and data extraction

Articles eligible for our study had to be published before 15 September 2021. We sourced our review database from Scopus and Web of Science, as suggested by ref.¹⁵⁹. The search query (Fig. 6) was constructed in consultation with professional librarians and was designed to be as broad as possible to pick up any articles containing original empirical evidence of direct or indirect effects of digital media on democracy (including correlational evidence). We further consulted recent, existing review articles in the field^{32,39,40} to check for important articles that did not appear in the review body. Articles that were included manually are referenced separately in the flowchart (Fig. 6). In addition, we contacted authors via large mailing lists of researchers working on computational social science and misinformation but did not receive any unpublished work that fitted our study selection criteria. The query retrieved $N = 3,509$ articles. Of these, 1,349 were retained after screening the titles for irrelevant topics. This first coding round, whether an article, based on the title, fits the review frame or not, was split between two coders. Coders could flag articles that are subject to discussion to let the other coder double check the decision. In this round, only clearly not fitting articles were excluded from the sample. A list of exclusion criteria can be found in Supplementary Information.

The next coding round, whether an article, based on the abstract, fits the review frame, was conducted in parallel by two coders. The inter-coder reliability, after this round of article selection, was Krippendorff's alpha of 0.66 (87% agreement). After calculating this value, disagreement between coders was solved through discussion. At this stage, we excluded all studies that were not original empirical work, such as other reviews or conceptual articles, simulation studies and purely methodological articles (for example, hate speech or misinformation detection approaches). This coding round was followed by a more in-depth coding round. Here we refined our exclusion decisions; for example, we excluded studies that examined the digitization of government, preprints, small-scale lab experiments, small-scale convenience or student samples and studies that only included one variable (for example, description of online forums) (see Supplementary Table 1 for a detailed list of criteria). A full-text screen was performed in cases where the relevant information could not be retrieved from the abstract and for all articles implying causal evidence.

After both rounds of abstract screening, 474 articles remained in our sample. After cross-checking the results of our literature search against the references from existing reviews, we found and included further $N = 22$ articles that met our thematic criteria but were not identified by our search string. Ultimately, a total of 496 articles were selected into the final review sample. Figure 6b summarizes the selection procedure.

The following information was extracted from each article using a standardized data extraction form: variable groups under research (digital media, features of media and/or political outcome variables), the concrete digital media under research, the explicit political outcome variable, the methods used, the country of origin, causal claims, possible effect heterogeneity (moderation) as well as various potential sources of bias. To assess various quality criteria of the studies, the coders had to visit the full text of the articles (for example, to find the declaration of competing interests, pre-registration or data availability statements, or to consider the methods section). Therefore, and facing

the large number of articles under consideration, blinding could not be established during this procedure.

When conducting a systematic review with a broad scope, categories of the variables cannot be exhaustively defined before coding. Therefore, variable categories, especially for the digital media variables and the political outcome variables, were chosen inductively. In the first extraction step, coders stuck closely to the phrasing of the authors of the respective study. To reduce redundancy and refine the clustering of the variables, we iteratively generated frequency tables and manually sorted single variables to the best-fitting categories until a small number of clearly distinct categories was selected. After the categories were defined, both coders re-coded 10% of the sample to calculate inter-coder reliabilities for all key variables. We provide a table of inter-coder reliabilities (percentage agreements and Krippendorff's alphas) (Supplementary Table 2).

Data synthesis and analysis

Due to considerable heterogeneity in methods in the articles—including self-report surveys through network analysis of social media data, URL tracking data and field experiments—no calculation of meta-analytic effect sizes was possible. The final table of selected articles with coded variables will be published alongside this article as a major result of this review project. The effect directions of 10 important political outcome variables (4 consistent with liberal democracy, 4 opposing democratic values) are summarized in Fig. 2. For articles dealing with these political variables, we also assessed the country in which the study was conducted (Fig. 4), as well as explicit sources of effect heterogeneity such as demographic characteristics of study participants or characteristics of the digital media platform.

For the overview analysis, which includes both correlational and causal evidence, we mainly restricted ourselves to the evaluation effects reported in the abstracts. Articles making explicit causal claims and/or using causal inference methods (Fig. 7) were examined in-depth and summarized as simplified path diagrams with information on mediators, moderators, country of origin and method used (Fig. 3).

Deviations from the protocol

The volume of papers our query returned prevented an in-depth analysis of confounding variables. Instead, our assessment of quality relied on the sampling strategy and sample size, the method used, sources of heterogeneity and transparency criteria, such as open data practices and pre-registration. Furthermore, we were able to construct the co-author network by matching the author's names, but were unable to produce a meaningful co-citation network due to the incompleteness and ambiguity of references in the export format that we used.

Reporting summary

Further information on research design is available in the Nature Research Reporting Summary linked to this article.

Data availability

The dataset including all originally collected studies with decision stages ($N = 3,531$, 'full_data.xlsx'), the table including all papers within our review sample ($N = 496$, 'data_review.xlsx') and the table including all effects reported within papers dealing with the top ten outcome measures ($N = 354$, 'data_effects.xlsx') are available at <https://osf.io/7ry4a/>.

Code availability

R scripts for all analyses and figures are available at <https://osf.io/7ry4a/>.

References

1. Persily, N. & Tucker, J. A. *Social Media and Democracy: The State of the Field, Prospects for Reform* (Cambridge Univ. Press, 2020).

2. Tucker, J. A. et al. *Social Media, Political Polarization, and Political Disinformation: A Review of the Scientific Literature* <https://hewlett.org/library/social-media-political-polarization-political-disinformation-review-scientific-literature/> (2018).
3. Rau, J. P. & Stier, S. Die echokammer-hypothese: fragmentierung der öffentlichkeit und politische polarisierung durch digitale medien? *Z. für Vgl. Polit.* **13**, 399–417 (2019).
4. Lewandowsky, S. et al. Technology and democracy: Understanding the influence of online technologies on political behaviour and decision-making. *JRC Publications Repository* <https://doi.org/10.2760/709177> (2020).
5. Adena, M., Enikolopov, R., Petrova, M., Santarosa, V. & Zhuravskaya, E. Radio and the rise of the nazis in prewar Germany. *Q. J. Econ.* **130**, 1885–1939 (2015).
6. Adena, M., Enikolopov, R., Petrova, M. & Voth, H.-J. *Bombs, Broadcasts and Resistance: Allied Intervention and Domestic Opposition to the Nazi Regime During World War II* <https://doi.org/10.2139/ssrn.3661643> (2021).
7. Gagliarducci, S., Onorato, M. G., Sobbrío, F. & Tabellini, G. War of the waves: radio and resistance during World War II. *Am. Econ. J. Appl. Econ.* **12**, 1–38 (2020).
8. Li, D. Echoes of violence: considerations on radio and genocide in Rwanda. *J. Genocide Res.* **6**, 9–27 (2004).
9. Paluck, E. L. Reducing intergroup prejudice and conflict using the media: a field experiment in Rwanda. *J. Pers. Soc. Psychol.* **96**, 574–587 (2009).
10. Staub, E. & Pearlman, L. A. Reducing intergroup prejudice and conflict: a commentary. *J. Pers. Soc. Psychol.* **96**, 588–593 (2009).
11. Howard, P. N. & Hussain, M. M. *Democracy's Fourth Wave? Digital Media and the Arab Spring* (Oxford Univ. Press, 2013).
12. Jackson, S. J., Bailey, M. & Welles, B. F. *#HashtagActivism: Networks of Race and Gender Justice* (MIT Press, 2020).
13. Engesser, S., Ernst, N., Esser, F. & Büchel, F. Populism and social media: how politicians spread a fragmented ideology. *Inform. Commun. Soc.* **20**, 1109–1126 (2017).
14. Warzel, C. The information war isn't over yet. *The Atlantic* (8 March 2022). <https://www.theatlantic.com/technology/archive/2022/03/russia-ukraine-war-propaganda/626975/>
15. Bak-Coleman, J. B. et al. Stewardship of global collective behavior. *Proc. Natl Acad. Sci. USA* **118**, e2025764118 (2021).
16. Habermas, J. Überlegungen und hypothesen zu einem erneuten strukturwandel der politischen öffentlichkeit. *Leviathan* **47**, 470–500 (2021).
17. The value of evidence synthesis. *Nat. Hum. Behav.* **5**, 539 (2021).
18. Coppedge, M. et al. *Varieties of Democracy: Measuring Two Centuries of Political Change* (Cambridge Univ. Press, 2020).
19. Warren, M. E. in *Handbook on Political Trust* (eds Zmerli, S. & Van der Meer, T. W.) 33–52 (Edward Elgar Publishing, 2017).
20. Milner, H. *Civic Literacy: How Informed Citizens Make Democracy Work* (UPNE, 2002).
21. Kohler-Koch, B. & Quittkat, C. *De-mystification of Participatory Democracy: EU-Governance and Civil Society* (OUP Oxford, 2013).
22. O'Connell, B. & Gardner, J. W. *Civil Society: The Underpinnings of American Democracy* (UPNE, 1999).
23. Sunstein, C. R. The law of group polarization. *J. Polit. Philos.* **10**, 175–195 (2002).
24. Habermas, J., Lennox, S. & Lennox, F. The public sphere: an encyclopedia article (1964). *New Ger. Crit.* **3**, 49–55 (1974).
25. Howard, J. W. Free speech and hate speech. *Annu. Rev. Polit. Sci.* **22**, 93–109 (2019).
26. Müller, J.-W. *What is Populism?* (Univ. Pennsylvania Press, 2016).
27. Pariser, E. *The Filter Bubble: What the Internet is Hiding from You* (Penguin, 2011).
28. Davis, N. T. & Dunaway, J. L. Party polarization, media choice, and mass partisan-ideological sorting. *Public Opin. Q.* **80**, 272–297 (2016).
29. Iyengar, S., Lelkes, Y., Levendusky, M., Malhotra, N. & Westwood, S. J. The origins and consequences of affective polarization in the united states. *Annu. Rev. Polit. Sci.* **22**, 129–146 (2019).
30. Kozlowski, A. C. & Murphy, J. P. Issue alignment and partisanship in the american public: revisiting the partisans without constraint thesis. *Soc. Sci. Res.* **94**, 102498 (2021).
31. Baldassarri, D. & Gelman, A. Partisans without constraint: political polarization and trends in American public opinion. *Am. J. Soc.* **114**, 408–446 (2008).
32. Kubin, E. & von Sikorski, C. The role of (social) media in political polarization: a systematic review. *Ann. Int. Commun. Assoc.* **45**, 188–206 (2021).
33. Dodsworth, S. & Cheeseman, N. *Political Trust: The Glue That Keeps Democracies Together* (Westminster Foundation for Democracy, 2020).
34. McCoy, J. & Somer, M. Toward a theory of pernicious polarization and how it harms democracies: comparative evidence and possible remedies. *Ann. Am. Acad. Polit. Soc. Sci.* **681**, 234–271 (2019).
35. Lührmann, A. et al. *Democracy Facing Global Challenges V-Dem Annual Democracy Report 2019* (V-Dem Institute, University of Gothenburg, 2019).
36. Bächtiger, A., Dryzek, J. S., Mansbridge, J., & Warren, M. E. (eds) *The Oxford Handbook of Deliberative Democracy* (Oxford University Press, 2018).
37. Guess, A. M., Barberá, P., Munzert, S. & Yang, J. The consequences of online partisan media. *Proc. Natl Acad. Sci. USA* **118**, e2013464118 (2021).
38. Odağ, Ö., Leiser, A. & Boehnke, K. Reviewing the role of the internet in radicalization processes. *J. Deradicalization* **21**, 261–300 (2019).
39. Hassan, G. et al. Exposure to extremist online content could lead to violent radicalization: a systematic review of empirical evidence. *Int. J. Dev. Sci.* **12**, 71–88 (2018).
40. Castano-Pulgarín, S. A., Suárez-Betancur, N., Vega, L. M. T. & López, H. M. H. Internet, social media and online hate speech. Systematic review. *Aggress. Violent Behav.* **58**, 101608 (2021).
41. Angyal, E. & Fellner, Z. How are online and offline political activities connected? A comparison of studies. *Intersections EEJSP* **6**, 81–98 (2020).
42. Chae, Y., Lee, S. & Kim, Y. Meta-analysis of the relationship between Internet use and political participation: examining main and moderating effects. *Asian J. Commun.* **29**, 35–54 (2019).
43. Oser, J. & Boulianne, S. Reinforcement effects between digital media use and political participation : a meta-analysis of repeated-wave panel data. *Public Opin. Q.* **84**, 355–365 (2020).
44. Boulianne, S. Social media use and participation: a meta-analysis of current research. *Inf. Commun. Soc.* **18**, 524–538 (2015).
45. Boulianne, S. Twenty years of digital media effects on civic and political participation. *Commun. Res.* **47**, 947–966 (2020).
46. Terren, L. & Borge-Bravo, R. Echo chambers on social media: a systematic review of the literature. *Rev. Commun. Res.* **9**, 99–118 (2021).
47. Jungherr, A. Twitter use in election campaigns: a systematic literature review. *J. Inf. Technol. Polit.* **13**, 72–91 (2016).
48. Lewandowsky, S., Jetter, M. & Ecker, U. K. Using the presidents tweets to understand political diversion in the age of social media. *Nat. Commun.* **11**, 5764 (2020).
49. LaCombe, S. J., Tolbert, C. & Mossberger, K. Information and policy innovation in U.S. states. *Polit. Res. Q.* **75**, 353–365 (2022).
50. Stroud, N. J. Polarization and partisan selective exposure. *J. Commun.* **60**, 556–576 (2010).

51. Van Bavel, J. J., Rathje, S., Harris, E., Robertson, C. & Sternisko, A. How social media shapes polarization. *Trends Cogn. Sci.* **25**, 913–916 (2021).
52. Banks, A., Calvo, E., Karol, D. & Telhami, S. #PolarizedFeeds: three experiments on polarization, framing, and social media. *Int. J. Press Polit.* **26**, 609–634 (2021).
53. Scheufle, D. A. & Moy, P. Twenty-five years of the spiral of silence: a conceptual review and empirical outlook. *Int. J. Public Opin. Res.* **12**, 3–28 (2000).
54. Matthes, J., Knoll, J. & von Sikorski, C. The spiral of silence revisited: a meta-analysis on the relationship between perceptions of opinion support and political opinion expression. *Commun. Res.* **45**, 3–33 (2018).
55. Munzert, S. & Ramirez-Ruiz, S. Meta-Analysis of the effects of voting advice applications. *Polit. Commun.* **38**, 691–706 (2021).
56. *The Sveriges Riksbank Prize in Economic Sciences in Memory of Alfred Nobel 2021* (NobelPrize.org, 2022).
57. Angrist, J. D. & Pischke, J.-S. *Mostly Harmless Econometrics* (Princeton Univ. Press, 2008).
58. Angrist, J. D. & Pischke, J.-S. The credibility revolution in empirical economics: how better research design is taking the con out of econometrics. *J. Econ. Perspect.* **24**, 3–30 (2010).
59. Zhou, D., Deng, W. & Wu, X. Impacts of internet use on political trust: new evidence from China. *Emerg. Mark. Finance Trade* **56**, 3235–3251 (2020).
60. Miner, L. The unintended consequences of internet diffusion: evidence from Malaysia. *J. Public Econ.* **132**, 66–78 (2015).
61. Enikolopov, R., Makarin, A. & Petrova, M. Social media and protest participation: evidence from Russia. *Econometrica* **88**, 1479–1514 (2020).
62. Bursztyjn, L., Egorov, G., Enikolopov, R. & Petrova, M. *Social Media and Xenophobia: Evidence from Russia* <https://www.nber.org/papers/w26567> (NBER, 2019).
63. Schaub, M. & Morisi, D. Voter mobilisation in the echo chamber: broadband internet and the rise of populism in Europe. *Eur. J. Polit. Res.* **59**, 752–773 (2020).
64. Mousavi, R. & Gu, B. The impact of twitter adoption on lawmakers' voting orientations. *Inf. Syst. Res.* **30**, 133–153 (2019).
65. Chen, C., Bai, Y. & Wang, R. Online political efficacy and political participation: a mediation analysis based on the evidence from Taiwan. *New Media Soc.* **21**, 1667–1696 (2019).
66. Bekmagambetov, A. et al. Critical social media information flows: political trust and protest behaviour among Kazakhstani college students. *Central Asian Surv.* **37**, 526–545 (2018).
67. Lelkes, Y. A bigger pie: the effects of high-speed internet on political behavior. *J. Comput. Mediat. Commun.* **25**, 199–216 (2020).
68. Müller, K. & Schwarz, C. Fanning the flames of hate: social media and hate crime. *J. Eur. Econ. Assoc.* **19**, 2131–2167 (2018).
69. Bail, C. A. et al. Exposure to opposing views on social media can increase political polarization. *Proc. Natl Acad. Sci. USA* **115**, 9216–9221 (2018).
70. Allcott, H., Braghieri, L., Eichmeyer, S. & Gentzkow, M. The welfare effects of social media. *Am. Econ. Rev.* **110**, 629–676 (2020).
71. Bond, R. M. et al. A 61-million-person experiment in social influence and political mobilization. *Nature* **489**, 295–298 (2012).
72. Asimovic, N., Nagler, J., Bonneau, R. & Tucker, J. A. Testing the effects of Facebook usage in an ethnically polarized setting. *Proc. Natl Acad. Sci. USA* **118**, e2022819118 (2021).
73. Wong, S. H.-W. & Wong, M. Y. H. 'Distant participation' and youth political attitudes: evidence from a natural experiment. *Soc. Sci. Q.* **101**, 1489–1512 (2020).
74. Kleinberg, M. & Lau, R. Googling politics: how offloading affects voting and political knowledge. *Polit. Psychol.* **42**, 93–110 (2021).
75. Poy, S. & Schüller, S. Internet and voting in the social media era: evidence from a local broadband policy. *Res. Policy* **49**, 103861 (2020).
76. Lee, S. & Xenos, M. Incidental news exposure via social media and political participation: evidence of reciprocal effects. *New Media Soc.* **24**, 178–201 (2020).
77. Imai, K., Keele, L. & Tingley, D. A general approach to causal mediation analysis. *Psychol. Methods* **15**, 309–334 (2010).
78. Porumbescu, G. Not all bad news after all? exploring the relationship between citizens' use of online mass media for government information and trust in government. *Int. Public Manage. J.* **20**, 409–441 (2017).
79. Zhu, Z., Liu, Y., Kapucu, N. & Peng, Z. Online media and trust in government during crisis: the moderating role of sense of security. *Int. J. Disaster Risk Reduct.* **50**, 101717 (2020).
80. Zimmermann, F. & Kohring, M. Mistrust, disinforming news, and vote choice: a panel survey on the origins and consequences of believing disinformation in the 2017 German parliamentary election. *Polit. Commun.* **37**, 215–237 (2020).
81. Bucy, E. P. & Groshek, J. Empirical support for the media participation hypothesis: trends across presidential elections, 1992–2012. *New Media Soc.* **20**, 1889–1909 (2018).
82. Arlt, D. Who trusts the news media? Exploring the factors shaping trust in the news media in German-speaking Switzerland. *Stud. Commun. Sci.* **18**, 231–245 (2019).
83. Park, S., Fisher, C., Flew, T. & Dulleck, U. Global mistrust in news: the impact of social media on trust. *Int. J. Media Manage.* **22**, 83–96 (2020).
84. Sabatini, F. & Sarracino, F. Online social networks and trust. *Soc. Indic. Res.* **142**, 229–260 (2019).
85. Carrieri, V., Madio, L. & Principe, F. Vaccine hesitancy and (fake) news: quasi-experimental evidence from Italy. *Health Econ.* **28**, 1377–1382 (2019).
86. Casara, B., Suitner, C. & Bettinsoli, M. Viral suspicions: vaccine hesitancy in the web 2.0. *J. Exp. Psychol. Appl.* **25**, 354–371 (2019).
87. Huber, B., Barnidge, M., Gil de Zuniga, H. & Liu, J. Fostering public trust in science: the role of social media. *Public Underst. Sci.* **28**, 759–777 (2019).
88. Placek, M. A. #Democracy: social media use and democratic legitimacy in Central and Eastern Europe. *Democratization* **24**, 632–650 (2017).
89. Placek, M. Can the internet aid democratic consolidation? Online news and legitimacy in Central and Eastern Europe. *Int. J. Commun.* **12**, 2810–2831 (2018).
90. Geraci, A., Nardotto, M., Reggiani, T. & Sabatini, F. Broadband internet and social capital. *J. Public Econ.* **206**, 104578 (2022).
91. Min, G., Yu, Z. & Li, F. Analysis of moral deviation in netnews post-bumping. In *Proc. 12th International Conference on Innovation and Management* (eds Wang, Y. & Xu, H.) 1222–1226 (Wuhan University of Technology Press, 2015).
92. Di, C. & Fang, W. New channels, new ways of becoming informed? Examining the acquisition of public affairs knowledge by young people in China. *Inf. Dev.* **35**, 688–702 (2019).
93. Wei, K., Lin, Y.-R. & Yan, M. Examining protest as an intervention to reduce online prejudice: a case study of prejudice against immigrants. In *Proc. of The Web Conference 2020* 2443–2454 (Association for Computing Machinery, 2020).
94. Alam, A., Adnan, H. M. & Kotamjani, S. S. Examining the impact of using social networks on political knowledge and political attitude by Iranian university students. *J. Komun. Malays. J. Commun.* **35**, 125–140 (2019).
95. Beaudoin, C. E. The internet's impact on international knowledge. *New Media Soc.* **10**, 455–474 (2008).

96. Ida, R., Saud, M. & Mashud, M. An empirical analysis of social media usage, political learning and participation among youth: a comparative study of Indonesia and Pakistan. *Qual. Quant.* **54**, 1285–1297 (2020).
97. Salaudeen, M. & Onyechi, N. Digital media vs mainstream media: exploring the influences of media exposure and information preference as correlates of media credibility. *Cogent Arts Humanit.* **7**, 1837461 (2020).
98. Imran, M. S., Fatima, M. & Kosar, G. Connectivism: E-learning of democratic values on social media public spheres. In *2017 International Conference on Information and Communication Technologies* 82–89 (IEEE, 2018).
99. Park, C. & Kaye, B. News engagement on social media and democratic citizenship: direct and moderating roles of curatorial news use in political involvement. *Journal. Mass Commun. Q.* **95**, 1103–1127 (2018).
100. Gottfried, J. A., Hardy, B. W., Holbert, R. L., Winneg, K. M. & Jamieson, K. H. The changing nature of political debate consumption: social media, multitasking, and knowledge acquisition. *Polit. Commun.* **34**, 172–199 (2017).
101. Kim, D. H. & Kwak, N. Media diversity policies for the public: empirical evidence examining exposure diversity and democratic citizenship. *J. Broadcast. Electron. Media* **61**, 682–702 (2017).
102. Beam, M. A., Hutchens, M. J. & Hmielowski, J. D. Clicking vs. sharing: the relationship between online news behaviors and political knowledge. *Comput. Hum. Behav.* **59**, 215–220 (2016).
103. Edgerly, S., Thorson, K. & Wells, C. Young citizens, social media, and the dynamics of political learning in the U.S. presidential primary election. *Am. Behav. Sci.* **62**, 1042–1060 (2018).
104. Cardenal, A., Galais, C. & Majó-Vázquez, S. Is Facebook eroding the public agenda? Evidence from survey and web-tracking data. *Int. J. Public Opin. Res.* **31**, 589–608 (2018).
105. Feezell, J. T. Agenda setting through social media: the importance of incidental news exposure and social filtering in the digital era. *Polit. Res. Q.* **71**, 482–494 (2018).
106. Kelly Garrett, R. Social media's contribution to political misperceptions in U.S. Presidential elections. *PLoS ONE* **14**, e0213500 (2019).
107. Lee, S. & Xenos, M. Social distraction? Social media use and political knowledge in two U.S. Presidential elections. *Comput. Hum. Behav.* **90**, 18–25 (2019).
108. van Erkel, P. & Van Aelst, P. Why dont we learn from social media? Studying effects of and mechanisms behind social media news use on general surveillance political knowledge. *Polit. Commun.* **38**, 407–425 (2021).
109. Lee, S. Connecting social media use with gaps in knowledge and participation in a protest context: the case of candle light vigil in South Korea. *Asian J. Commun.* **29**, 111–127 (2019).
110. Cacciatore, M. A. et al. Is Facebook making us dumber? Exploring social media use as a predictor of political knowledge. *Journal. Mass Commun. Q.* **95**, 404–424 (2018).
111. Moeller, J., Shehata, A. & Kruikeimeier, S. Internet use and political interest: growth curves, reinforcing spirals, and causal effects during adolescence. *J. Commun.* **68**, 1052–1078 (2018).
112. Lee, S. Probing the mechanisms through which social media erodes political knowledge: the role of the news-finds-me perception. *Mass Commun. Soc.* **23**, 810–832 (2020).
113. Boukes, M. Social network sites and acquiring current affairs knowledge: the impact of Twitter and Facebook usage on learning about the news. *J. Inf. Technol. Polit.* **16**, 36–51 (2019).
114. Adam, S., Haussler, T., Schmid-Petri, H. & Reber, U. Coalitions and counter-coalitions in online contestation: an analysis of the German and British climate change debate. *New Media Soc.* **21**, 2671–2690 (2019).
115. North, S., Piwek, L. & Joinson, A. Battle for Britain: analyzing events as drivers of political tribalism in Twitter discussions of Brexit. *Policy Internet* **13**, 185–208 (2020).
116. Bryson, B. Polarizing the middle: internet exposure and public opinion. *Int. J. Sociol. Soc. Policy* **40**, 99–113 (2019).
117. Lee, C., Shin, J. & Hong, A. Does social media use really make people politically polarized? Direct and indirect effects of social media use on political polarization in South Korea. *Telemat. Inform.* **35**, 245–254 (2018).
118. Cho, J., Ahmed, S., Keum, H., Choi, Y. & Lee, J. Influencing myself: self-reinforcement through online political expression. *Commun. Res.* **45**, 83–111 (2018).
119. Yarchi, M., Baden, C. & Kligler-Vilenchik, N. Political polarization on the digital sphere: a cross-platform, over-time analysis of interactional, positional, and affective polarization on social media. *Polit. Commun.* **38**, 98–139 (2020).
120. Workneh, T. Social media, protest, and outrage communication in Ethiopia: toward fractured publics or pluralistic polity?. *Inf. Commun. Soc.* **24**, 309–328 (2021).
121. Hawdon, J., Ranganathan, S., Leman, S., Bookhultz, S. & Mitra, T. Social media use, political polarization, and social capital: is social media tearing the U.S. apart? In *Social Computing and Social Media. Design, Ethics, User Behavior, and Social Network Analysis* (ed. Meiselwitz, G.) 243–260 (Springer, 2020).
122. Urman, A. News consumption of Russian Vkontakte users: polarization and news avoidance. *Int. J. Commun.* **13**, 5158–5182 (2019).
123. Kibet, A. & Ward, S. Socially networked heterogeneity: the influence of WhatsApp as a social networking site on polarisation in Kenya. *Afr. Journal. Stud.* **39**, 42–66 (2018).
124. Fletcher, R., Cornia, A. & Nielsen, R. How polarized are online and offline news audiences? A comparative analysis of twelve countries. *Int. J. Press Polit.* **25**, 169–195 (2020).
125. Lu, J. & Luo, C. Development consensus in the Internet context: penetration, freedom, and participation in 38 countries. *Inf. Dev.* **36**, 288–300 (2020).
126. Lai, M., Tambuscio, M., Patti, V., Ruffo, G. & Rosso, P. Stance polarity in political debates: a diachronic perspective of network homophily and conversations on Twitter. *Data Knowl. Eng.* **124**, 101738 (2019).
127. Kobayashi, T., Ogawa, Y., Suzuki, T. & Yamamoto, H. News audience fragmentation in the Japanese Twittersphere. *Asian J. Commun.* **29**, 274–290 (2019).
128. Nguyen, A. & Vu, H. Testing popular news discourse on the echo chamber effect: does political polarisation occur among those relying on social media as their primary politics news source? *First Monday* <https://doi.org/10.5210/fm.v24i6.9632> (2019).
129. Beam, M., Hutchens, M. & Hmielowski, J. Facebook news and (de)polarization: reinforcing spirals in the 2016 US election. *Inf. Commun. Soc.* **21**, 940–958 (2018).
130. Levy, R. Social media, news consumption, and polarization: evidence from a field experiment. *Am. Econ. Rev.* **111**, 831–70 (2021).
131. Carrella, F. #Populism on Twitter: statistical analysis of the correlation between tweet popularity and populist discursive features. *Brno Stud. Engl.* **46**, 5–23 (2020).
132. Serrano, J., Shahrezaye, M., Papakyriakopoulos, O. & Hegelich, S. The rise of Germany's AfD: a social media analysis. In *Proc. 10th International Conference on Social Media and Society* 214–223 (ACM, 2019).
133. Schumann, S., Boer, D., Hanke, K. & Liu, J. Social media use and support for populist radical right parties: assessing exposure and selection effects in a two-wave panel study. *Inf. Commun. Soc.* **24**, 921–940 (2019).

134. Schumann, S., Thomas, F., Ehrke, F., Bertlich, T. & Dupont, J. C. Maintenance or change? Examining the reinforcing spiral between social media news use and populist attitudes. *Inf. Commun. Soc.* <https://doi.org/10.1080/1369118X.2021.1907435> (2021).
135. Heiss, R. & Matthes, J. Stuck in a nativist spiral: content, selection, and effects of right-wing populists communication on Facebook. *Polit. Commun.* **37**, 303–328 (2020).
136. Blüch, A.-M. et al. The effects of local socio-political events on group cohesion in online far-right communities. *PLoS ONE* **15**, e0230302 (2020).
137. Schulze, H. Who uses right-wing alternative online media? An exploration of audience characteristics. *Polit. Gov.* **8**, 6–18 (2020).
138. Boulianne, S., Koc-Michalska, K. & Bimber, B. Right-wing populism, social media and echo chambers in Western democracies. *New Media Soc.* **22**, 683–699 (2020).
139. Jeroense, T., Luimers, J., Jacobs, K. & Spierings, N. Political social media use and its linkage to populist and postmaterialist attitudes and vote intention in the Netherlands. *Eur. Political Sci.* **21**, 193–215 (2022).
140. Bosilkov, I. Media populism in Macedonia: right-wing populist style in the coverage of the migrant crisis. *Cent. Eur. J. Commun.* **12**, 206–223 (2019).
141. Seebruck, R. Technology and tolerance in Japan: internet use and positive attitudes and behaviors toward foreigners. *Soc. Sci. Jpn J.* **16**, 279–300 (2013).
142. Doroshenko, L. Far-right parties in the European Union and media populism: a comparative analysis of 10 countries during European Parliament elections. *Int. J. Commun.* **12**, 3186–3206 (2018).
143. Fletcher, R. & Nielsen, R. Are people incidentally exposed to news on social media? A comparative analysis. *New Media Soc.* **20**, 2450–2468 (2018).
144. Guess, A. M. (Almost) everything in moderation: new evidence on americans' online media diets. *Am. J. Pol. Sci.* <https://doi.org/10.1111/ajps.12589> (2021).
145. Strauss, N., Huber, B. & Gil de Zuniga, H. 'Yes, i saw it - but didn't read it...' a cross-country study, exploring relationships between incidental news exposure and news use across platforms. *Digit. Journal.* **8**, 1181–1205 (2020).
146. Yang, T., Majó-Vázquez, S., Nielsen, R. & González-Bailón, S. Exposure to news grows less fragmented with an increase in mobile access. *Proc. Natl Acad. Sci. USA* **117**, 28678–28683 (2020).
147. Rivero, G. Preaching to the choir: ideology and following behaviour in social media. *Contemp. Soc. Sci.* **14**, 54–70 (2019).
148. Cinelli, M., de Francisci Morales, G., Galeazzi, A., Quattrociochi, W. & Starnini, M. The echo chamber effect on social media. *Proc. Natl Acad. Sci. USA* **118**, e2023301118 (2021).
149. Cota, W., Ferreira, S., Pastor-Satorras, R. & Starnini, M. Quantifying echo chamber effects in information spreading over political communication networks. *EPJ Data Sci.* **8**, 35 (2019).
150. Guerrero-Solé, F. & Lopez-Gonzalez, H. Government formation and political discussions in Twitter: an extended model for quantifying political distances in multiparty democracies. *Soc. Sci. Comput. Rev.* **37**, 3–21 (2019).
151. Koiranen, I., Koivula, A., Keipi, T. & Saarinen, A. Shared contexts, shared background, shared values - homophily in Finnish parliament members social networks on Twitter. *Telemat. Inform.* **36**, 117–131 (2019).
152. Barnidge, M., Macafee, T., Alvarez, G. & Rojas, H. Citizenship and political participation in Colombia: how orientations toward citizenship associate with political and civic behaviors. *Int. J. Commun.* **8**, 1831–1850 (2014).
153. Soral, W., Liu, J. & Bilewicz, M. Media of contempt: social media consumption predicts normative acceptance of anti-muslim hate speech and islamoprejudice. *Int. J. Conf. Violence* <https://doi.org/10.4119/ijcv-3774> (2020).
154. Tornberg, A. & Wahlstrom, M. Unveiling the radical right online: exploring framing and identity in an online anti-immigrant discussion group. *Sociol. Forsk.* **55**, 267–292 (2018).
155. Rathje, S., Van Bavel, J. J. & van der Linden, S. Out-group animosity drives engagement on social media. *Proc. Natl Acad. Sci. USA* **118**, e2024292118 (2021).
156. Kubin, E. & von Sikorski, C. The role of (social) media in political polarization: a systematic review. *Ann. Int. Commun. Assoc.* **45**, 188–206 (2021).
157. Pasquetto, I. V. et al. Tackling misinformation: what researchers could do with social media data. *The Harvard Kennedy School Misinformation Review* (December 9, 2020).
158. Moher, D. et al. Preferred reporting items for systematic reviews and meta-analyses: the PRISMA statement. *PLoS Med.* **6**, e1000097 (2009).
159. Gusenbauer, M. & Haddaway, N. R. Which academic search systems are suitable for systematic reviews or meta-analyses? Evaluating retrieval qualities of Google Scholar, Pubmed, and 26 other resources. *Res. Synth. Methods* **11**, 181–217 (2020).
160. Park, I. & Lee, D. Understanding news-sharing across different platforms: the effects of newsworthiness and gratifications from news-sharing. *Inf. Res.* **25**, 882 (2020).
161. Machackova, H. & Tkaczyk, M. The effect of media and political beliefs and attitudes on trust in political institutions: a multilevel analysis on data from 21 European countries. *Commun. Today* **11**, 64–82 (2020).
162. Magalhaes, P. C., Aldrich, J. H. & Gibson, R. K. New forms of mobilization, new people mobilized? Evidence from the comparative study of electoral systems. *Party Polit.* **26**, 605–618 (2020).
163. Kwak, N., Lane, D. S., Zhu, Q., Lee, S. S. & Weeks, B. E. Political rumor communication on instant messaging platforms: relationships with political participation and knowledge. *Int. J. Commun.* **14**, 5663–5685 (2020).
164. Powers, E., Koliska, M. & Guha, P. 'Shouting matches and echo chambers': perceived identity threats and political self-censorship on social media. *Int. J. Commun.* **13**, 3630–3649 (2019).
165. Adegbola, O. & Gearhart, S. Examining the relationship between media use and political engagement: a comparative study among the United States, Kenya, and Nigeria. *Int. J. Commun.* **13**, 1231–1251 (2019).
166. Liu, Y.-I. Online and offline communication and political knowledge and participation in presidential campaigns: effects of geographical context. *Int. J. Commun.* **13**, 1438–1461 (2019).
167. Taneja, H. & Yaeger, K. Do people consume the news they trust? Incidental news usage and the high-choice media environment. In *Proc. 2019 CHI Conference on Human Factors in Computing Systems 1–10* (ACM, 2019).
168. Goebel, S. & Munzert, S. Political advertising on the Wikipedia marketplace of information. *Soc. Sci. Comput. Rev.* **36**, 157–175 (2018).
169. Wen, N. & Wei, R. Examining effects of informational use of social media platforms and social capital on civic engagement regarding genetically modified foods in China. *Int. J. Commun.* **12**, 3729–3750 (2018).
170. Quenette, A. M. & Velasquez, A. Shifting demographics: understanding how ethnically diverse networks influence Latinos' political uses of social media and offline political engagement. *Int. J. Commun.* **12**, 4839–4859 (2018).

171. Zhang, N. & Skoric, M. M. Media use and environmental engagement: examining differential gains from news media and social media. *Int. J. Commun.* **12**, 380–403 (2018).
172. Mustapha, L. K., Gbonegun, V. O. & Mustapha, M. L. Social media use, social capital, and political participation among Nigerian university students. *Tripodos* **39**, 127–143 (2016).
173. Barredo Ibanez, D., Arcila Calderon, C., Arroyave, J. & Silva, R. Influence of social networks in the decision to vote: an exploratory survey on the Ecuadorian electorate. *Int. J. E Polit.* **6**, 15–34 (2015).
174. Kim, Y. & Chen, H.-T. Discussion network heterogeneity matters: examining a moderated mediation model of social media use and civic engagement. *Int. J. Commun.* **9**, 2344–2365 (2015).
175. Krolo, K. & Puzek, I. Usage of internet social networks and participatory dimensions of social capital of youth - the example of Facebook. *Drustvena Istraz.* **23**, 383–405 (2014).
176. Gil de Zuniga, H. & Valenzuela, S. The mediating path to a stronger citizenship: online and offline networks, weak ties, and civic engagement. *Commun. Res.* **38**, 397–421 (2011).
177. Popova, O. & Negrov, E. Political communication of youth in the internet space: effects on influence on political consciousness and behavior. In *Proc. International Conference "Internet and Modern Society"* Vol. 2813 (eds Bolgov, R. V. et al.) 181–195 (RWTH Aachen Univ., 2021).
178. Panizo-Lledot, A., Torregrosa, J., Bello-Organ, G., Thorburn, J. & Camacho, D. Describing alt-right communities and their discourse on Twitter during the 2018 US mid-term elections. *Stud. Comput. Intell.* **882**, 427–439 (2020).
179. Serhan, F. & Elareshi, M. New media and hate speech: a study of university students in Jordan. *Opcion* **36**, 166–184 (2020).
180. Riikonen, R., Huhtinen, A.-M. & Norri-Sederholm, T. Not a problem for me: young men's conceptions of their social media use and false information. In *Proc. 7th European Conference on Social Media* (eds Karpasitis, C. & Varda, C.) 240–245 (Academic Conferences International, 2020). <https://www.scopus.com/inward/record.uri?eid=2-s2.0-85097756848&doi=10.34190%2fESM.20.031&partnerID=40&md5=debc7038da814e1795cf153561edf5a3>
181. Ida, R., Saud, M. & Mashud, M. Persistence of social media on political activism and engagement among Indonesian and Pakistani youths. *Int. J. Web Based Communities* **16**, 378–395 (2020).
182. Kim, H., Kim, Y. & Lee, D. Understanding the role of social media in political participation: integrating political knowledge and bridging social capital from the social cognitive approach. *Int. J. Commun.* **14**, 4803–4824 (2020).
183. Steffan, D. Visual self-presentation strategies of political candidates on social media platforms: a comparative study. *Int. J. Commun.* **14**, 3096–3118 (2020).
184. Supovitz, J., Kolouch, C. & Daly, A. The social psychology of homophily: the collective sentiments of education advocacy groups. *Teach. Coll. Rec.* **122**, 49–66 (2020).
185. Zannettou, S., Finkelstein, J., Bradlyn, B. & Blackburn, J. A quantitative approach to understanding online antisemitism. In *Proc. 14th International AAAI Conference on Web and Social Media* 786–797 (AAAI Press, 2020).
186. Halpern, D., Valenzuela, S., Katz, J. & Miranda, J. From belief in conspiracy theories to trust in others: which factors influence exposure, believing and sharing fake news. *Lecture Notes in Computer Science* **11578**, 217–232 (2019).
187. Jones, M. Propaganda, fake news, and fake trends: the weaponization of Twitter bots in the Gulf crisis. *Int. J. Commun.* **13**, 1389–1415 (2019).
188. Jiang, S., Robertson, R. & Wilson, C. Bias misperceived: the role of partisanship and misinformation in YouTube comment moderation. In *Proc. 13th International Conference on Web and Social Media* 278–289 (2019). <https://www.scopus.com/inward/record.uri?eid=2-s2.0-85070399362&partnerID=40&md5=2d70fd6bbdf3f70d6f91743032db1880>
189. Quintanilha, T., Da Silva, M. & Lapa, T. Fake news and its impact on trust in the news. Using the Portuguese case to establish lines of differentiation. *Commun. Soc.* **32**, 17–33 (2019).
190. Emamjomehzadeh, S., Masoudnia, H. & Rahbarqazi, M. The role of online social media in peoples political orientations and tendency to participate in presidential elections. *Teor. Praksa* **55**, 666–683 (2018).
191. Bodrunova, S., Blekanov, I. & Kukarkin, M. Multi-dimensional echo chambers: language and sentiment structure of Twitter discussions on the Charlie Hebdo case. *Commun. Comput. Inf. Sci.* **850**, 393–400 (2018).
192. Mohamad, B., Dauda, S. & Halim, H. Youth offline political participation: trends and role of social media. *J. Komun. Malays. J. Commun.* **34**, 172–192 (2018).
193. Lee, S. The role of social media in protest participation: the case of candlelight vigils in South Korea. *Int. J. Commun.* **12**, 1523–1540 (2018).
194. Herrero-Jiménez, B., Carratalá, A. & Berganza, R. Violent conflicts and the new mediatization: the impact of social media on the European parliamentary agenda regarding the Syrian war. *Commun. Soc.* **31**, 141–157 (2018).
195. Xenos, M. et al. News media use and the informed public in the digital age. *Int. J. Commun.* **12**, 706–724 (2018).
196. Garimella, K., Smith, T., Weiss, R. & West, R. Political polarization in online news consumption. In *Proc. International AAAI Conference on Web and Social Media* Vol. 15, 152–162 (AAAI Press, 2021).
197. Pagoto, L. & Longhi, R. Platformization, techno populism and disintermediation of sources in attacks on journalism on Instagram. *Chasqui Rev. Latinoam. Comun.* **147**, 181–200 (2021).
198. Gil de Zuniga, H., Borah, P. & Goyanes, M. How do people learn about politics when inadvertently exposed to news? Incidental news paradoxical Direct and indirect effects on political knowledge. *Comput. Hum. Behav.* <https://doi.org/10.1016/j.chb.2021.106803> (2021).
199. Olise, F. Level of Acceptance of News Stories on Social Media Platforms Among Youth in Nigeria. *J. Komun. Malays. J. Commun.* **37**, 210–225 (2021).
200. Santini, R., Salles, D. & Tucci, G. When machine behavior targets future voters: the use of social bots to test narratives for political campaigns in Brazil. *Int. J. Commun.* **15**, 1220–1243 (2021).
201. Choi, J. Cross-cutting scanning, integrating, and interacting: dimensions of cross-cutting exposure on social media and political participation. *Int. J. Commun.* **15**, 1595–1616 (2021).
202. Gerosa, T., Gui, M., Hargittai, E. & Nguyen, M. (Mis)informed during COVID-19: how education level and information sources contribute to knowledge gaps. *Int. J. Commun.* **15**, 2196–2217 (2021).
203. Villanueva, C. & Toscano, G. Legitimation of hate and political violence through memetic images: the Bolsonaro campaign. *Commun. Soc.* **34**, 449–468 (2021).
204. Ahmed, M., Riaz, M., Qamar, M. & Asghar, R. Fake news shared on WhatsApp during Covid-19: an analysis of groups and statuses in Pakistan. *Media Educ. Mediaobrazovanie* **1**, 4–17 (2021).
205. Gorski, L. C. & Thomas, F. Staying tuned or tuning out? A longitudinal analysis of news-avoiders on the micro and macro-level. *Commun. Res.* <https://doi.org/10.1177/00936502211025907> (2021).
206. Enders, A. M. et al. The relationship between social media use and beliefs in conspiracy theories and misinformation. *Polit. Behav.* <https://doi.org/10.1007/s11109-021-09734-6> (2021).
207. Müller, P. & Bach, R. L. Populist alternative news use and its role for elections: web-tracking and survey evidence

- from two campaign periods. *New Media Soc.* <https://doi.org/10.1177/14614448211032969> (2021).
208. Ozeren, S., Cubukcu, S. & Cash, G. Exposure to extremist content and public sympathy for ISIS. *Stud. Confl. Terror.* <https://doi.org/10.1080/1057610X.2021.1965728> (2021).
209. Hashemi, M. Discovering social media topics and patterns in the coronavirus and election era. *J. Inf. Commun.* **20**, 1–17 (2022).
210. Wolfowicz, M., Weisburd, D. & Hasasi, B. Examining the interactive effects of the filter bubble and the echo chamber on radicalization. *J. Exp. Criminol.* <https://link.springer.com/10.1007/s11292-021-09471-0> (2021).
211. Yamamoto, M. & Yang, F. Does news help us become knowledgeable or think we are knowledgeable? Examining a linkage of traditional and social media use with political knowledge. *J. Inf. Technol. Polit.* **19**, 269–283 (2022).
212. Goyanes, M., Borah, P. & Gil de Zúñiga, H. Social media filtering and democracy: effects of social media news use and uncivil political discussions on social media unfriending. *Comput. Hum. Behav.* **120**, 106759 (2021).
213. Choli, M. & Kuss, D. J. Perceptions of blame on social media during the coronavirus pandemic. *Comput. Hum. Behav.* **124**, 106895 (2021).
214. Cano-Orón, L., Calvo, D., Llorca-Abad, G. & Mestre-Pérez, R. Media crisis and disinformation: the participation of digital newspapers in the dissemination of a denialist hoax. *Prof. Inf.* <https://doi.org/10.3145/epi.2021.jul.12> (2021). <https://revista.profesionaldelainformacion.com/index.php/EPI/articulo/view/86394/version/4386>
215. Kim, B., Cooks, E. & Kim, S.-K. Exploring incivility and moral foundations toward Asians in English-speaking tweets in hate crime-reporting cities during the COVID-19 pandemic. *Internet Res.* **32**, 362–378 (2022).
216. Melki, J. et al. Mitigating infodemics: the relationship between news exposure and trust and belief in COVID-19 fake news and social media spreading. *PLoS ONE* **16**, e0252830 (2021).
217. Martin, J. D. & Hassan, F. Testing classical predictors of public willingness to censor on the desire to block fake news online. *Convergence* **28**, 867–887 (2022).
218. Bermes, A. Information overload and fake news sharing: a transactional stress perspective exploring the mitigating role of consumers' resilience during COVID-19. *J. Retail. Consum. Serv.* **61**, 102555 (2021).
219. Shin, S. H., Ji, H. & Lim, H. Heterogeneity in preventive behaviors during COVID-19: health risk, economic insecurity, and slanted information. *Soc. Sci. Med.* **278**, 113944 (2021).
220. Nah, S., Lee, S. & Liu, W. Community storytelling network, expressive digital media use, and civic engagement. *Commun. Res.* **49**, 327–352 (2022).
221. Dias, T., von Bülow, M. & Gobbi, D. Populist framing mechanisms and the rise of right-wing activism in Brazil. *Latin Am. Polit. Soc.* **63**, 69–92 (2021).
222. Sihombing, S. O. & Pramono, R. The integration of social media to the theory of planned behavior: a case study in Indonesia. *J. Asian Finance Econ. Bus.* **8**, 445–454 (2021).
223. Rao, A. et al. Political partisanship and antisocial attitudes in online discussions about COVID-19: Twitter content analysis. *J. Med. Internet Res.* **23**, e26692 (2021).
224. Visentin, M., Tuan, A. & Di Domenico, G. Words matter: how privacy concerns and conspiracy theories spread on twitter. *Psychol. Market.* **38**, 1828–1846 (2021).
225. Osmundsen, M., Bor, A., Vahlstrup, P. B., Bechmann, A. & Petersen, M. B. Partisan polarization is the primary psychological motivation behind political fake news sharing on Twitter. *Am. Polit. Sci. Rev.* **115**, 999–1015 (2021).
226. Herrera-Peco, I. et al. Antivaccine movement and COVID-19 negationism: a content analysis of Spanish-written messages on Twitter. *Vaccines* **9**, 656 (2021).
227. Nazar, S. & Pieters, T. Plandemic revisited: a product of planned disinformation amplifying the COVID-19 infodemic. *Front. Public Health* **9**, 649930 (2021).
228. Hollewell, G. F. & Longpré, N. Radicalization in the social media era: understanding the relationship between self-radicalization and the internet. *Int. J. Offender Ther. Comp. Criminol.* **66**, 896–913 (2022).
229. Tal-Or, N., Cohen, J., Tsfati, Y. & Gunther, A. C. Testing causal direction in the influence of presumed media influence. *Commun. Res.* **37**, 801–824 (2010).
230. Weeks, B. E., Menchen-Trevino, E., Calabrese, C., Casas, A. & Wojcieszak, M. Partisan media, untrustworthy news sites, and political misperceptions. *New Media Soc.* <https://doi.org/10.1177/14614448211033300> (2021).
231. Gil de Zúñiga, H., Barnidge, M. & Diehl, T. Political persuasion on social media: a moderated moderation model of political discussion disagreement and civil reasoning. *Inf. Soc.* **34**, 302–315 (2018).
232. Chayinska, M., Miranda, D. & González, R. A longitudinal study of the bidirectional causal relationships between online political participation and offline collective action. *Comput. Hum. Behav.* **121**, 106810 (2021).
233. Criss, S. et al. Advocacy, hesitancy, and equity: exploring U.S. race-related discussions of the COVID-19 vaccine on Twitter. *Int. J. Environ. Res. Public Health* **18**, 5693 (2021).
234. Onat, I., Guler, A., Kula, S. & Bastug, M. F. Fear of terrorism and fear of violent crimes in the United States: a comparative analysis. *Crime Delinq.* <https://doi.org/10.1177/0011287211036130> (2021).
235. Chen, H.-T. Second screening and the engaged public: the role of second screening for news and political expression in an O-S-R-O-R model. *J. Mass Commun. Q.* **98**, 526–546 (2021).
236. Lin, W.-Y., Cheong, P., Kim, Y.-C. & Jung, J.-Y. Becoming citizens: youths civic uses of new media in five digital cities in East Asia. *J. Adolesc. Res.* **25**, 839–857 (2010).
237. Young, L. E. Mobilization under threat: emotional appeals and pro-opposition political participation online. *Polit. Behav.* <https://link.springer.com/10.1007/s11109-021-09711-z> (2021).
238. Wang, D. & Qian, Y. Echo chamber effect in rumor rebuttal discussions about COVID-19 in China: social media content and network analysis study. *J. Med. Internet Res.* **23**, e27009 (2021).
239. Diehl, T., Huber, B., Gil de Zúñiga, H. & Liu, J. Social media and beliefs about climate change: a cross-national analysis of news use, political ideology, and trust in science. *Int. J. Public Opin. Res.* **33**, 197–213 (2021).
240. Biancovilli, P., Makszin, L. & Jurberg, C. Misinformation on social networks during the novel coronavirus pandemic: a quali-quantitative case study of Brazil. *BMC Public Health* **21**, 1200 (2021).
241. Apuke, O. D. & Omar, B. Social media affordances and information abundance: enabling fake news sharing during the COVID-19 health crisis. *Health Informatics J.* **27**, 146045822110214 (2021).
242. Pérez-Curiel, C., Rivas-de Roca, R. & García-Gordillo, M. Impact of Trumps digital rhetoric on the US elections: a view from worldwide far-right populism. *Soc. Sci.* **10**, 152 (2021).
243. Elliott, T. & Earl, J. Online protest participation and the digital divide: modeling the effect of the digital divide on online petition-signing. *New Media Soc.* **20**, 698–719 (2018).
244. Hawkins, I. & Saleem, M. Rise UP! A content analytic study of how collective action is discussed within White nationalist videos on YouTube. *New Media Soc.* <https://doi.org/10.1177/14614448211040520> (2021).

245. Gorodnichenko, Y., Pham, T. & Talavera, O. Social media, sentiment and public opinions: evidence from #Brexit and #USElection. *Eur. Econ. Rev.* **136**, 103772 (2021).
246. Chan, M., Chen, H.-T. & Lee, F. L. F. Cross-cutting discussion on social media and online political participation: a cross-national examination of information seeking and social accountability explanations. *Soc. Media Soc.* <https://doi.org/10.1177/20563051211035697> (2021).
247. Mari, S. et al. Conspiracy theories and institutional trust: examining the role of uncertainty avoidance and active social media use. *Polit. Psychol.* **43**, 277–296 (2022).
248. Kopacheva, E. How the Internet has changed participation: exploring distinctive preconditions of online activism. *Commun. Soc.* **34**, 67–85 (2021).
249. Gavazza, A., Nardotto, M. & Valletti, T. Internet and politics: evidence from U.K. local elections and local government policies. *Rev. Econ. Stud.* **86**, 2092–2135 (2019).
250. De Coninck, D. et al. Beliefs in conspiracy theories and misinformation about COVID-19: comparative perspectives on the role of anxiety, depression and exposure to and trust in information sources. *Front. Psychol.* **12**, 646394 (2021).
251. Wang, L. Race, social media news use, and political participation. *J. Inf. Technol. Polit.* **19**, 83–97 (2022).
252. Basch, C. E., Basch, C. H., Hillyer, G. C., Meleo-Erwin, Z. C. & Zagnit, E. A. YouTube videos and informed decision-making about COVID-19 vaccination: successive sampling study. *JMIR Public Health Surveill.* **7**, e28352 (2021).
253. Weeks, B. E., Lane, D. S. & Hahn, L. B. Online incidental exposure to news can minimize interest-based political knowledge gaps: evidence from two U.S. elections. *Int. J. Press Polit.* **27**, 243–262 (2022).
254. Valenzuela, S., Halpern, D., Katz, J. E. & Miranda, J. P. The paradox of participation versus misinformation: social media, political engagement, and the spread of misinformation. *Digit. Journal.* **7**, 802–823 (2019).
255. Onuch, O., Mateo, E. & Waller, J. G. Mobilization, mass perceptions, and (dis)information: new and old media consumption patterns and protest. *Soc. Media Soc.* <https://doi.org/10.1177/2056305121999656> (2021).
256. Hernandez, R. G., Hagen, L., Walker, K., OLeary, H. & Lengacher, C. The COVID-19 vaccine social media infodemic: healthcare providers missed dose in addressing misinformation and vaccine hesitancy. *Hum. Vaccin. Immunother.* **17**, 2962–2964 (2021).
257. Ruijgrok, K. Illusion of control: how internet use generates anti-regime sentiment in authoritarian regimes. *Contemp. Polit.* **27**, 247–270 (2021).
258. Brandtzaeg, P. B. Facebook is no “Great equalizer”: a big data approach to gender differences in civic engagement across countries. *Soc. Sci. Comput. Rev.* **35**, 103–125 (2017).
259. Rodriguez-Virgili, J., Serrano-Puche, J. & Fernández, C. B. Digital disinformation and preventive actions: perceptions of users from Argentina, Chile, and Spain. *Media Commun.* **9**, 323–337 (2021).
260. Suhay, E., Blackwell, A., Roche, C. & Bruggeman, L. Forging bonds and burning bridges: polarization and incivility in blog discussions about occupy wall street. *Am. Polit. Res.* **43**, 643–679 (2015).
261. Lilleker, D., Koc-Michalska, K. & Bimber, B. Women learn while men talk? Revisiting gender differences in political engagement in online environments. *Inf. Commun. Soc.* **24**, 2037–2053 (2021).
262. Schulz, W. Spiraleffekte in der neuen Medienwelt: Wählermobilisierung und die Nutzung politischer Online- und Offline-Information im Bundestagswahlkampf 2013. *Stud. Commun. Media* **8**, 77–114 (2019).
263. Tolbert, C. J. & McNeal, R. S. Unraveling the effects of the internet on political participation? *Polit. Res. Q.* **56**, 175–185 (2003).
264. Valenzuela, S., Halpern, D. & Araneda, F. A downward spiral? A panel study of misinformation and media trust in Chile. *Int. J. Press Polit.* **27**, 353–373 (2022).
265. Choi, J. & Lee, J. Enthusiasm toward the other side matters: emotion and willingness to express disagreement in social media political conversation. *Soc. Sci. J.* 1–17 <https://doi.org/10.1080/03623319.2021.1949548> (2021). <https://www.tandfonline.com/doi/full/10.1080/03623319.2021.1949548>
266. Jennings, W. et al. Lack of trust, conspiracy beliefs, and social media use predict COVID-19 vaccine hesitancy. *Vaccines* **9**, 593 (2021).
267. Nagayoshi, K. The political orientation of Papanese online right-wingers. *Pac. Aff.* **94**, 5–32 (2021).
268. Kahne, J. & Bowyer, B. The political significance of social media activity and social networks. *Polit. Commun.* **35**, 470–493 (2018).
269. Liu, W., Chen, N.-T. N., Ognyanova, K., Nah, S. & Ball-Rokeach, S. Connecting with hyperlocal news website: cause or effect of civic participation?. *Am. Behav. Sci.* **62**, 1022–1041 (2018).
270. Housholder, E., Watson, B. R. & LoRusso, S. Does political advertising lead to online information seeking? a real-world test using Google search data. *J. Broadcast. Electron. Media* **62**, 337–353 (2018).
271. Shahin, S., Saldaña, M. & Gil de Zúñiga, H. Peripheral elaboration model: the impact of incidental news exposure on political participation. *J. Inf. Technol. Polit.* **18**, 148–163 (2021).
272. Haenschen, K. & Jennings, J. Mobilizing millennial voters with targeted internet advertisements: a field experiment. *Polit. Commun.* **36**, 357–375 (2019).
273. Sakya, S. M. et al. The impact of COVID-19-related changes in media consumption on public knowledge: results of a cross-sectional survey of Pennsylvania adults. *Curr. Med. Res. Opin.* **37**, 911–915 (2021).
274. Sridhar, D. & Getoor, L. Estimating causal effects of tone in online debates. In *Proc. 28th International Joint Conference on Artificial Intelligence 1872–1878* (International Joint Conferences on Artificial Intelligence Organization, 2019).
275. Patra, R. K. & Pandey, N. Disinformation on novel coronavirus (COVID 19): a content analysis of news published on fact checking sites in India. *DESIDOC J. Libr. Inf. Technol.* **41**, 275–283 (2021).
276. Shin, J. How do partisans consume news on social media? A comparison of self-reports with digital trace measures among Twitter users. *Soc. Media Soc.* <https://doi.org/10.1177/2056305120981039> (2020).
277. Praprotnik, K., Perlot, F., Ingruber, D. & Filzmaier, P. Soziale Medien als politischer Informationskanal. *Austrian J. Polit. Sci.* <https://webapp.uibk.ac.at/ojs/index.php/OEJP/article/viewFile/2726/2291> (2019).
278. Bail, C. A. et al. Assessing the Russian Internet Research Agency’s impact on the political attitudes and behaviors of American Twitter users in late 2017. *Proc. Natl Acad. Sci. USA* **117**, 243–250 (2020).
279. Batool, S. H., Ahmed, W., Mahmood, K. & Saeed, H. Twitter dialogue: an analysis of Pakistani politicians’ information sharing. *Inf. Discov. Deliv.* **50**, 64–74 (2022).
280. Siongers, J., Keppens, G., Spruyt, B. & Van Droogenbroeck, F. On the digital lane to citizenship? Patterns of internet use and civic engagement amongst Flemish adolescents and young adults. *J. Soc. Sci. Educ.* <https://doi.org/10.4119/jsse-901> (2019).
281. Linvill, D. L., Boatwright, B. C., Grant, W. J. & Warren, P. L. THE RUSSIANS ARE HACKING MY BRAIN! investigating Russia’s internet research agency twitter tactics during the 2016 United States presidential campaign. *Comput. Hum. Behav.* **99**, 292–300 (2019).

282. Chan, M.-pS. et al. Legacy and social media respectively influence risk perceptions and protective behaviors during emerging health threats: a multi-wave analysis of communications on Zika virus cases. *Soc. Sci. Med.* **212**, 50–59 (2018).
283. Koivula, A., Kaakinen, M., Oksanen, A. & Räsänen, P. The role of political activity in the formation of online identity bubbles. *Policy Internet* **11**, 396–417 (2019).
284. Kleinnijenhuis, J., van Hoof, A. M. J. & van Atteveldt, W. The combined effects of mass media and social media on political perceptions and preferences. *J. Commun.* **69**, 650–673 (2019).
285. Bowman, W. M. & Bowman, J. D. Censorship or self-control? Hate speech, the state and the voter in the Kenyan election of 2013. *J. Mod. Afr.* **54**, 495–531 (2016).
286. Kim, H. H. & Lim, C. From virtual space to public space: the role of online political activism in protest participation during the Arab Spring. *Int. J. Comp. Sociol.* **60**, 409–434 (2019).
287. Matuszewski, P. & Szabó, G. Are echo chambers based on partisanship? Twitter and political polarity in Poland and Hungary. *Soc. Media Soc.* <https://doi.org/10.1177/2056305119837671> (2019).
288. Lee, F. L. F., Lee, P. S. N., So, C. Y., Leung, L. & Chan, M. C. Conditional impact of Facebook as an information source on political opinions: the case of political reform in Hong Kong. *Asian J. Polit. Sci.* **25**, 365–382 (2017).
289. Casas, A. & Williams, N. W. Images that matter: online protests and the mobilizing role of pictures. *Polit. Res. Q.* **72**, 360–375 (2019).
290. Xiong, J., Feng, X. & Tang, Z. Understanding user-to-user interaction on government microblogs: an exponential random graph model with the homophily and emotional effect. *Inf. Process. Manage.* **57**, 102229 (2020).
291. Nguyen, T. T. et al. Evaluating associations between area-level Twitter-expressed negative racial sentiment, hate crimes, and residents' racial prejudice in the United States. *SSM Popul. Health* **13**, 100750 (2021).
292. Gondal, M. T., Munir, A., Shabir, G. & Naz, A. Facebook and propaganda: following politics on Facebook and its impact on political behaviors of youth. *Clin. Soc. Work Health Interv.* **10**, 27–33 (2019).
293. Zang, L., Xiong, F. & Gao, Y. Reversing the U: new evidence on the internet and democracy relationship. *Soc. Sci. Comput. Rev.* **37**, 295–314 (2019).
294. Ohme, J. Updating citizenship? The effects of digital media use on citizenship understanding and political participation. *Inf. Commun. Soc.* **22**, 1903–1928 (2019).
295. Corbu, N., Oprea, D.-A., Negrea-Busuicoc, E. & Radu, L. They can't fool me, but they can fool the others! Third person effect and fake news detection. *Eur. J. Commun.* **35**, 165–180 (2020).
296. Germann, M. & Gemenis, K. Getting out the vote with voting advice applications. *Polit. Commun.* **36**, 149–170 (2019).
297. Neely, S., Eldredge, C. & Sanders, R. Health information seeking behaviors on social media during the COVID-19 pandemic among American social networking site users: survey study. *J. Med. Internet Res.* **23**, e29802 (2021).
298. Inguanzo, I., Zhang, B. & Gil de Zúñiga, H. Online cultural backlash? Sexism and political user-generated content. *Inf. Commun. Soc.* **24**, 2133–2152 (2021).
299. Chekol, M. A., Moges, M. A. & Nigatu, B. A. Social media hate speech in the walk of Ethiopian political reform: analysis of hate speech prevalence, severity, and natures. *Inf. Commun. Soc.* <https://doi.org/10.1080/1369118X.2021.1942955> (2021).
300. Valenzuela, S., Bachmann, I. & Bargsted, M. The personal is the political? What do WhatsApp users share and how it matters for news knowledge, polarization and participation in Chile. *Digit. Journal.* **9**, 155–175 (2021).
301. Van Duyn, E., Peacock, C. & Stroud, N. J. The gender gap in online news comment sections. *Soc. Sci. Comput. Rev.* **39**, 181–196 (2021).
302. Wiedlitzka, S., Prati, G., Brown, R., Smith, J. & Walters, M. A. Hate in word and deed: the temporal association between online and offline islamophobia. *J. Quant. Criminol.* <https://doi.org/10.1007/s10940-021-09530-9> (2021).
303. Oh, H. J., Lor, Z. & Choi, J. News repertoires and political information efficacy: focusing on the mediating role of perceived news overload. *SAGE Open* <https://doi.org/10.1177/2158244020988685> (2021).
304. Siegel, A. A. et al. Trumping hate on Twitter? Online hate speech in the 2016 U.S. election campaign and its aftermath. *Q. J. Polit. Sci.* **16**, 71–104 (2021).
305. Kruikemeier, S. How political candidates use Twitter and the impact on votes. *Comput. Hum. Behav.* **34**, 131–139 (2014).
306. van Erkel, P. F. A. & Van Aelst, P. Why don't we learn from social media? Studying effects of and mechanisms behind social media news use on general surveillance political knowledge. *Polit. Commun.* **38**, 407–425 (2021).
307. Chan, N. K. Political inequality in the digital world: the puzzle of Asian American political participation online. *Polit. Res. Q.* **74**, 882–898 (2021).
308. Wang, X. & Kobayashi, T. Nationalism and political system justification in China: differential effects of traditional and new media. *Chin. J. Commun.* **14**, 139–156 (2021).
309. Freudenthaler, R. & Wessler, H. Mapping emerging and legacy outlets online by their democratic functions—agonistic, deliberative, or corrosive?. *Int. J. Press Polit.* **27**, 417–438 (2022).
310. Zhou, C., Xiu, H., Wang, Y. & Yu, X. Characterizing the dissemination of misinformation on social media in health emergencies: an empirical study based on COVID-19. *Inf. Process. Manage.* **58**, 102554 (2021).
311. Hajj, N., McEwan, P. J. & Turkington, R. Women, information ecology, and political protest in the Middle East. *Mediterr. Polit.* **24**, 62–83 (2019).
312. Zhu, A. Y. F., Chan, A. L. S. & Chou, K. L. Creative social media use and political participation in young people: the moderation and mediation role of online political expression. *J. Adolesc.* **77**, 108–117 (2019).
313. Towner, T. L. & Muñoz, C. L. Baby boom or bust? The new media effect on political participation. *J. Polit. Market.* **17**, 32–61 (2018).
314. Licari, P. R. Sharp as a fox: are foxnews.com visitors less politically knowledgeable?. *Am. Polit. Res.* **48**, 792–806 (2020).
315. Krueger, B. S. A comparison of conventional and internet political mobilization. *Am. Polit. Res.* **34**, 759–776 (2006).
316. Makhortykh, M., de Vreese, C., Helberger, N., Harambam, J. & Bountouridis, D. We are what we click: understanding time and content-based habits of online news readers. *New Media Soc.* **23**, 2773–2800 (2021).
317. Sydnor, E. Platforms for incivility: examining perceptions across different media formats. *Polit. Commun.* **35**, 97–116 (2018).
318. Piazza, J. A. & Guler, A. The online caliphate: internet usage and ISIS support in the Arab World. *Terror. Polit. Violence* **33**, 1256–1275 (2021).
319. Dahlgren, P. M., Shehata, A. & Strömbäck, J. Reinforcing spirals at work? Mutual influences between selective news exposure and ideological leaning. *Eur. J. Commun.* **34**, 159–174 (2019).
320. Garrett, R. K. Politically motivated reinforcement seeking: reframing the selective exposure debate. *J. Commun.* **59**, 676–699 (2009).
321. Milani, E., Weitkamp, E. & Webb, P. The visual vaccine debate on Twitter: a social network analysis. *Media Commun.* **8**, 364–375 (2020).

322. Nguyen, A. & Western, M. Socio-structural correlates of online news and information adoption/use: implications for the digital divide. *J. Sociol.* **43**, 167–185 (2007).
323. Kane, B. & Luo, J. Do the communities we choose shape our political beliefs? a study of the politicization of topics in online social groups. In *2018 IEEE Int. Conference on Big Data (Big Data)* 3665–3671 (IEEE, 2018). <https://ieeexplore.ieee.org/document/8622535/>
324. Wollebæk, D., Karlsen, R., Steen-Johnsen, K. & Enjolras, B. Anger, fear, and echo chambers: the emotional basis for online behavior. *Soc. Media Soc.* <https://doi.org/10.1177/2056305119829859> (2019).
325. Scheffauer, R., Goyanes, M. & Gil de Zúñiga, H. Beyond social media news use algorithms: how political discussion and network heterogeneity clarify incidental news exposure. *Online Inf. Rev.* **45**, 633–650 (2021).
326. Chan, M., Chen, H.-T. & Lee, F. L. F. Examining the roles of political social network and internal efficacy on social media news engagement: a comparative study of six Asian countries. *Int. J. Press Polit.* **24**, 127–145 (2019).
327. Miao, H. Media use and political participation in China: taking three national large-n surveys as examples. *Asian J. Public Opin. Res.* **7**, 1–22 (2019).
328. Peterson, E., Goel, S. & Iyengar, S. Partisan selective exposure in online news consumption: evidence from the 2016 presidential campaign. *Polit. Sci. Res. Methods* **9**, 242–258 (2021).
329. Hjorth, F. & Adler-Nissen, R. Ideological asymmetry in the reach of pro-Russian digital disinformation to United States audiences. *J. Commun.* **69**, 168–192 (2019).
330. Dozier, D. M., Shen, H., Sweetser, K. D. & Barker, V. Demographics and Internet behaviors as predictors of active publics. *Public Relat. Rev.* **42**, 82–90 (2016).
331. Asker, D. & Dinas, E. Thinking fast and furious: emotional intensity and opinion polarization in online media. *Public Opin. Q.* **83**, 487–509 (2019).
332. Sugihartati, R., Suyanto, B. & Sirry, M. The shift from consumers to prosumers: susceptibility of young adults to radicalization. *Soc. Sci.* **9**, 40 (2020).
333. Johnson, T. J., Kaye, B. K. & Lee, A. M. Blinded by the spite? Path model of political attitudes, selectivity, and social media. *Atlantic J. Commun.* **25**, 181–196 (2017).
334. Yang, J. & Grabe, M. E. Knowledge acquisition gaps: a comparison of print versus online news sources. *New Media Soc.* **13**, 1211–1227 (2011).
335. Bode, L., Vraga, E. K., Borah, P. & Shah, D. V. A new space for political behavior: political social networking and its democratic consequences. *J. Comput. Mediat. Commun.* **19**, 414–429 (2014).
336. Shim, K. & Oh, S.-K. K. Who creates the bandwagon? The dynamics of fear of isolation, opinion congruency and anonymity-preference on social media in the 2017 South Korean presidential election. *Comput. Hum. Behav.* **86**, 181–189 (2018).
337. Rosenbusch, H., Evans, A. M. & Zeelenberg, M. Multilevel emotion transfer on Youtube: disentangling the effects of emotional contagion and homophily on video audiences. *Soc. Psychol. Personal. Sci.* **10**, 1028–1035 (2019).
338. Munger, K., Luca, M., Nagler, J. & Tucker, J. The (null) effects of clickbait headlines on polarization, trust, and learning. *Public Opin. Q.* **84**, 49–73 (2020).
339. Eady, G., Nagler, J., Guess, A., Zilinsky, J. & Tucker, J. A. How many people live in political bubbles on social media? Evidence from linked survey and Twitter data. *SAGE Open* <https://doi.org/10.1177/2158244019832705> (2019).
340. Guerrero-Solé, F. Interactive behavior in political discussions on Twitter: politicians, media, and citizens patterns of interaction in the 2015 and 2016 electoral campaigns in Spain. *Soc. Media Soc.* <https://doi.org/10.1177/2056305118808776> (2018).
341. Theocharis, Y., Moor, J. & Deth, J. W. Digitally networked participation and lifestyle politics as new modes of political participation. *Policy Internet* **13**, 30–53 (2021).
342. Robles, J. M., Velez, D., De Marco, S., Rodríguez, J. T. & Gomez, D. Affective homogeneity in the Spanish general election debate. A comparative analysis of social networks political agents. *Inf. Commun. Soc.* **23**, 216–233 (2020).
343. Costello, M. & Hawdon, J. Who are the online extremists among us? Sociodemographic characteristics, social networking, and online experiences of those who produce online hate materials. *Violence Gend.* **5**, 55–60 (2018).
344. Vaccari, C. & Valeriani, A. Digital political talk and political participation: comparing established and third wave democracies. *SAGE Open* <https://doi.org/10.1177/2158244018784986> (2018).
345. Park, C. S. & Karan, K. Unraveling the relationships between smartphone use, exposure to heterogeneity, political efficacy, and political participation: a mediation model approach. *Asian J. Commun.* **24**, 370–389 (2014).
346. David, C. C., San Pascual, M. R. S. & Torres, M. E. S. Reliance on Facebook for news and its influence on political engagement. *PLoS ONE* **14**, e0212263 (2019).
347. Arshad, S. & Khurram, S. Can governments presence on social media stimulate citizens online political participation? Investigating the influence of transparency, trust, and responsiveness. *Gov. Inf. Q.* **37**, 101486 (2020).
348. Machackova, H. & Šerek, J. Does clicking matter? The role of online participation in adolescents’ civic development. *Cyberpsychology* <https://doi.org/10.5817/CP2017-4-5> (2017). <https://cyberpsychology.eu/article/view/8741>
349. Jeroense, T., Luimers, J., Jacobs, K. & Spierings, N. Political social media use and its linkage to populist and postmaterialist attitudes and vote intention in the Netherlands. *Eur. Polit. Sci.* **21**, 193–215 (2022).
350. Bosi, L., Lavizzari, A. & Portos, M. The impact of intolerance on young peoples online political participation. *Politics* **42**, 95–127 (2022).
351. Sommariva, S., Vamos, C., Mantzarlis, A., Uyên-Loan Đào, L. U.-L. & Martinez Tyson, D. Spreading the (fake) news: exploring health messages on social media and the implications for health professionals using a case study. *Am. J. Health. Educ.* **49**, 246–255 (2018).
352. Kim, D. H., Jones-Jang, S. M. & Kenski, K. Why do people share political information on social media? *Digit. Journal.* **9**, 1123–1140 (2021).
353. Kulshrestha, J. et al. Search bias quantification: investigating political bias in social media and web search. *Inf. Retr. J.* **22**, 188–227 (2019).
354. Eddington, S. M. The communicative constitution of hate organizations online: a semantic network analysis of “Make America Great Again”. *Soc. Media Soc.* <https://doi.org/10.1177/2056305118790763> (2018).
355. Feezell, J. T. & Ortiz, B. I saw it on Facebook: an experimental analysis of political learning through social media. *Inf. Commun. Soc.* **24**, 1283–1302 (2021).
356. Ejaz, W., Ittefaq, M., Seo, H. & Naz, F. Factors associated with the belief in COVID-19 related conspiracy theories in Pakistan. *Health Risk Soc.* **23**, 162–178 (2021).
357. Omotayo, F. & Folorunso, M. B. Use of social media for political participation by youths. *JeDEM* **12**, 132–157 (2020).
358. Hasangani, S. Religious identification on Facebook visuals and (online) out-group intolerance: experimenting the Sri Lankan case. *J. Asian Afr. Stud.* **57**, 247–268 (2022).
359. Mueller-Herbst, J. M., Xenos, M. A., Scheufele, D. A. & Brossard, D. Saw it on Facebook: the role of social media in facilitating

- science issue awareness. *Soc. Media Soc.* <https://doi.org/10.1177/2056305120930412> (2020).
360. Lu, Y., Lee, J. K. & Kim, E. Network characteristics matter in politics on Facebook: evidence from a US national survey. *Online Inf. Rev.* **42**, 372–386 (2018).
361. Forati, A. M. & Ghose, R. Geospatial analysis of misinformation in COVID-19 related tweets. *Appl. Geogr.* **133**, 102473 (2021).
362. Hong, S. & Kim, S. H. Political polarization on Twitter: implications for the use of social media in digital governments. *Gov. Inf. Q.* **33**, 777–782 (2016).
363. Westerwick, A., Sude, D., Robinson, M. & Knobloch-Westerwick, S. Peers versus pros: confirmation bias in selective exposure to user-generated versus professional media messages and its consequences. *Mass Commun. Soc.* **23**, 510–536 (2020).
364. Stoica, A.-A., Riederer, C. & Chaintreau, A. Algorithmic glass ceiling in social networks: the effects of social recommendations on network diversity. In *Proc. 2018 World Wide Web Conference* 923–932 (ACM Press, 2018).
365. Vissenberg, J., Coninck, D. D. & dHaenens, L. Relating adolescents' exposure to legacy and digital news media and intergroup contact to their attitudes towards immigrants. *Communications* **46**, 373–393 (2021).
366. Yu, R. P. & Oh, Y. W. Social media and expressive citizenship: understanding the relationships between social and entertainment expression on Facebook and political participation. *Telemat. Inform.* **35**, 2299–2311 (2018).
367. Lake, J. S., Alston, A. T. & Kahn, K. B. How social networking use and beliefs about inequality affect engagement with racial justice movements. *Race Justice* **11**, 500–519 (2021).
368. Barnidge, M., Huber, B., Gil de Zúñiga, H. & Liu, J. H. Social media as a sphere for risky political expression: a twenty-country multilevel comparative analysis. *Int. J. Press Polit.* **23**, 161–182 (2018).
369. Mustapha, L. K. & Omar, B. Do social media matter? Examining social media use and youths political participation during the 2019 Nigerian general elections. *Round Table* **109**, 441–457 (2020).
370. Qin, A. Y. Judging them by my media use: exploring the cause and consequences of perceived selective exposure. *Mass Commun. Soc.* **25**, 237–259 (2022).
371. Blank, G. & Lutz, C. Benefits and harms from Internet use: a differentiated analysis of Great Britain. *New Media Soc.* **20**, 618–640 (2018).
372. Bail, C. A., Merhout, F. & Ding, P. Using Internet search data to examine the relationship between anti-Muslim and pro-ISIS sentiment in U.S. counties. *Sci. Adv.* **4**, eaa05948 (2018).
373. Hendriks Vettehen, P., Troost, J., Boerboom, L., Steijaert, M. & Scheepers, P. The relationship between media content preferences and political participation in 25 European countries: the moderating role of broadband penetration and broadband access. *Commun. Res.* **47**, 967–987 (2020).
374. Arlt, D. & Wolling, J. Bias wanted! Examining peoples information exposure, quality expectations and bias perceptions in the context of the refugees debate among different segments of the German population. *Communications* **43**, 75–99 (2018).
375. Cardenal, A. S., Aguilar-Paredes, C., Cristancho, C. & Majó-Vázquez, S. Echo-chambers in online news consumption: evidence from survey and navigation data in Spain. *Eur. J. Commun.* **34**, 360–376 (2019).
376. Gallego, J., Martínez, J. D., Munger, K. & Vásquez-Cortés, M. Tweeting for peace: experimental evidence from the 2016 Colombian plebiscite. *Elect. Stud.* **62**, 102072 (2019).
377. Allington, D., McAndrew, S., Moxham-Hall, V. L. & Duffy, B. Media usage predicts intention to be vaccinated against SARS-CoV-2 in the US and the UK. *Vaccine* **39**, 2595–2603 (2021).
378. Wagner, K. M., Gainous, J. & Abbott, J. P. Gender differences in critical digital political engagement in China: the consequences for protest attitudes. **39**, 211–225 (2021).
379. Foos, F., Kostadinov, L., Marinov, N. & Schimmelfennig, F. Does social media promote civic activism? A field experiment with a civic campaign. *Polit. Sci. Res. Methods* **9**, 500–518 (2021).
380. Erdem, R. & Ozejder, I. Use of social media for political purposes: the case of Diyarbakir. *Rev. Cercet. Interv. Soc.* **72**, 187–209 (2021).
381. Bimber, B. Information and political engagement in America: the search for effects of information technology at the individual level. *Polit. Res. Q.* **54**, 53 (2001).
382. Sindermann, C., Elhai, J. D., Moshagen, M. & Montag, C. Age, gender, personality, ideological attitudes and individual differences in a person's news spectrum: how many and who might be prone to filter bubbles and echo chambers online? *Heliyon* **6**, e03214 (2020).
383. Guntuku, S. C., Buttenheim, A. M., Sherman, G. & Merchant, R. M. Twitter discourse reveals geographical and temporal variation in concerns about COVID-19 vaccines in the United States. *Vaccine* **39**, 4034–4038 (2021).
384. Kim, H. & Joshanloo, M. Internet access and voicing opinions: the moderating roles of age and the national economy. *Soc. Indic. Res.* **150**, 121–141 (2020).
385. Heinsohn, T., Fatke, M., Israel, J., Marschall, S. & Schultze, M. Effects of voting advice applications during election campaigns. Evidence from a panel study at the 2014 European elections. *J. Inf. Technol. Polit.* **16**, 250–264 (2019).
386. Shmargad, Y. & Klar, S. Sorting the news: how ranking by popularity polarizes our politics. *Polit. Commun.* **37**, 423–446 (2020).
387. Chen, H.-T. Spiral of silence on social media and the moderating role of disagreement and publicness in the network: analyzing expressive and withdrawal behaviors. *New Media Soc.* **20**, 3917–3936 (2018).
388. Romer, D. & Jamieson, K. H. Patterns of media use, strength of belief in COVID-19 conspiracy theories, and the prevention of COVID-19 from March to July 2020 in the United States: survey study. *J. Med. Internet Res.* **23**, e25215 (2021).
389. Klein, E. & Robison, J. Like, post, and distrust? How social media use affects trust in government. *Polit. Commun.* **37**, 46–64 (2020).
390. Kim, C. & Lee, S. Does social media type matter to politics? Investigating the difference in political participation depending on preferred social media sites. *Soc. Sci. Q.* **102**, 2942–2954 (2021).
391. Garrett, R. K. & Bond, R. M. Conservatives susceptibility to political misperceptions. *Sci. Adv.* **7**, eabf1234 (2021).
392. van Tubergen, F., Cinjee, T., Menshikova, A. & Veldkamp, J. Online activity of mosques and Muslims in the Netherlands: a study of Facebook, Instagram, YouTube and Twitter. *PLoS ONE* **16**, e0254881 (2021).
393. Gherghina, S. & Rusu, E. Begin again: election campaign and own opinions among first-time voters in Romania. *Soc. Sci. Q.* **102**, 1311–1329 (2021).
394. Karakaya, S. & Glazier, R. A. Media, information, and political participation: the importance of online news sources in the absence of a free press. *J. Inf. Technol. Polit.* **16**, 290–306 (2019).
395. Heatherly, K. A., Lu, Y. & Lee, J. K. Filtering out the other side? Cross-cutting and like-minded discussions on social networking sites. *New Media Soc.* **19**, 1271–1289 (2017).
396. Kaakinen, M., Oksanen, A. & Räsänen, P. Did the risk of exposure to online hate increase after the November 2015 Paris attacks? A group relations approach. *Comput. Hum. Behav.* **78**, 90–97 (2018).
397. Kurfi, M. Y., Msughter, M. E. & Mohamed, I. Digital images on social media and proliferation of fake news on Covid-19 in Kano, Nigeria. *Galactica Media J. Media Stud.* **3**, 103–124 (2021).

398. Zhang, X. & Lin, W.-Y. Stoking the fires of participation: extending the gamson hypothesis on social media use and elite-challenging political engagement. *Comput. Hum. Behav.* **79**, 217–226 (2018).
399. Costello, M., Barrett-Fox, R., Bernatzky, C., Hawdon, J. & Mendes, K. Predictors of viewing online extremism among America's youth. *Youth. Soc.* **52**, 710–727 (2020).
400. Dvir-Gvirsmán, S., Tsfatí, Y. & Menchen-Trevino, E. The extent and nature of ideological selective exposure online: combining survey responses with actual web log data from the 2013 Israeli elections. *New Media Soc.* **18**, 857–877 (2016).
401. Chang, K. & Park, J. Social media use and participation in dueling protests: the case of the 2016–2017 presidential corruption scandal in South Korea. *Int. J. Press Polit.* **26**, 547–567 (2021).
402. Lee, H. & Hahn, K. S. Partisan selective following on Twitter over time: polarization or depolarization?. *Asian J. Commun.* **28**, 227–246 (2018).
403. Boxell, L., Gentzkow, M. & Shapiro, J. M. Greater Internet use is not associated with faster growth in political polarization among US demographic groups. *Proc. Natl Acad. Sci. USA* **114**, 10612–10617 (2017).
404. Stier, S., Kirkizh, N., Froio, C. & Schroeder, R. Populist attitudes and selective exposure to online news: a cross-country analysis combining web tracking and surveys. *Int. J. Press Polit.* **25**, 426–446 (2020).
405. Garrett, R. K. et al. Implications of pro- and counterattitudinal information exposure for affective polarization: partisan media exposure and affective polarization. *Hum. Commun. Res.* **40**, 309–332 (2014).
406. Sharma, I., Jain, K. & Singh, G. Effect of online political incivility on partisan attitude: role of issue involvement, moral identity and incivility accountability. *Online Inf. Rev.* **44**, 1421–1441 (2020).
407. Stella, M., Ferrara, E. & De Domenico, M. Bots increase exposure to negative and inflammatory content in online social systems. *Proc. Natl Acad. Sci. USA* **115**, 12435–12440 (2018).
408. Ackland, R., O'Neil, M. & Park, S. Engagement with news on Twitter: insights from Australia and Korea. *Asian J. Commun.* **29**, 235–251 (2019).
409. Mothes, C. & Ohme, J. Partisan selective exposure in times of political and technological upheaval: a social media field experiment. *Media Commun.* **7**, 42–53 (2019).
410. Popa, S. A., Theocharis, Y. & Schnaudt, C. From seeing the writing on the wall, to getting together for a bowl: direct and compensating effects of Facebook use on offline associational membership. *J. Inf. Technol. Polit.* **13**, 222–238 (2016).
411. Karlson, R., Beyer, A. & Steen-Johnsen, K. Do high-choice media environments facilitate news avoidance? A longitudinal study 1997–2016. *J. Broadcast. Electron. Media* **64**, 794–814 (2020).
412. Goyanes, M. Antecedents of incidental news exposure: the role of media preference, use and trust. *Journal. Pract.* **14**, 714–729 (2020).
413. Siegel, A. A., Nagler, J., Bonneau, R. & Tucker, J. A. Tweeting beyond tahrir: ideological diversity and political intolerance in Egyptian Twitter networks. *World Polit.* **73**, 243–274 (2021).
414. Mashuri, A. et al. The socio-psychological predictors of support for post-truth collective action. *J. Soc. Psychol.* **162**, 504–522 (2022).
415. Alshareef, M. & Alotiby, A. Prevalence and perception among Saudi Arabian population about resharing of information on social media regarding natural remedies as protective measures against COVID-19. *Int. J. Gen. Med.* **14**, 5127–5137 (2021).
416. Florio, K., Basile, V., Lai, M. & Patti, V. Leveraging hate speech detection to investigate immigration-related phenomena in Italy. In *2019 8th International Conference on Affective Computing and Intelligent Interaction Workshops and Demos (ACIIW) 1–7* (IEEE, 2019). <https://ieeexplore.ieee.org/document/8925079/>
417. Dilliplane, S. All the news you want to hear: the impact of partisan news exposure on political participation. *Public Opin. Q.* **75**, 287–316 (2011).
418. Wasisto, A. Electoral volatility of the 2019 presidential election: a study in Jakarta and Depok, Indonesia. *Masy. Kebud. Pol.* **34**, 281–292 (2021).
419. Sturm Wilkerson, H., Riedl, M. J. & Whipple, K. N. Affective affordances: exploring Facebook reactions as emotional responses to hyperpartisan political news. *Digit. Journal.* **9**, 1040–1061 (2021).
420. Zunino, E. Medios digitales y COVID-19: sobreinformación, polarización y desinformación. *Universitas* **34**, 127–146 (2021). <https://universitas.ups.edu.ec/index.php/universitas/article/view/34.2021.06>
421. Strauß, N., Huber, B. & Gil de Zúñiga, H. Structural influences on the news finds me perception: why people believe they don't have to actively seek news anymore. *Soc. Media Soc.* <https://doi.org/10.1177/20563051211024966> (2021).
422. Tai, K.-T., Porumbescu, G. & Shon, J. Can e-participation stimulate offline citizen participation: an empirical test with practical implications. *Public Manage. Rev.* **22**, 278–296 (2020).
423. Kim, H. The mere exposure effect of tweets on vote choice. *J. Inf. Technol. Polit.* **18**, 455–465 (2021).
424. Marozzo, F. & Bessi, A. Analyzing polarization of social media users and news sites during political campaigns. *Soc. Netw. Anal. Min.* **8**, 1 (2018).
425. Granberg-Rademacker, J. S. & Parsneau, K. Lets get ready to tweet! An analysis of Twitter use by 2018 senate candidates. *Congr. Pres.* **48**, 78–100 (2021).
426. Chan, M. Media use and the social identity model of collective action: examining the roles of online alternative news and social media news. *Journal. Mass Commun. Q.* **94**, 663–681 (2017).
427. Kitchens, B., Johnson, S. L. & Gray, P. Understanding echo chambers and filter bubbles: the impact of social media on diversification and partisan shifts in news consumption. *MIS Q.* **44**, 1619–1649 (2020).
428. Amit, S., Mannan, S. & Islam, A. Bangladesh: time spent online, conflict and radicalization. *Confl. Stud. Q.* **2020**, 3–21 (2020). <http://www.csq.ro/wp-content/uploads/Sajid-AMIT-et-al.pdf>
429. Casero-Ripollés, A. Influencia de los medios de comunicación en la conversación política en Twitter. *Rev. ICONO14* **18**, 33–57 (2020).
430. Saud, M., El Hariri, D. B. & Ashfaq, A. The role of social media in promoting political participation: the Lebanon experience. *Masy. Kebud. Pol.* **33**, 248–255 (2020).
431. Sismeiro, C. & Mahmood, A. Competitive vs. complementary effects in online social networks and news consumption: a natural experiment. *Manage. Sci.* **64**, 5014–5037 (2018).
432. Johannesson, M. P. & Knudsen, E. Disentangling the influence of recommender attributes and news-story attributes: a conjoint experiment on exposure and sharing decisions on social networking sites. *Digit. Journal.* **9**, 1141–1161 (2021).
433. Yamamoto, M. & Nah, S. Mobile information seeking and political participation: a differential gains approach with offline and online discussion attributes. *New Media Soc.* **20**, 2070–2090 (2018).
434. Lee, J. M., Park, Y. & Kim, G. D. Social media and regionalism in South Korean voting behavior: The case of the 19th South Korean presidential election. *Issues Stud.* **54**, 1840006 (2018).
435. Allcott, H. & Gentzkow, M. Social media and fake news in the 2016 election. *J. Econ. Perspect.* **31**, 211–236 (2017).
436. Theocharis, Y., Barberá, P., Fazekas, Z. & Popa, S. A. The dynamics of political incivility on Twitter. *SAGE Open* <https://doi.org/10.1177/2158244020919447> (2020).

437. Nah, S. & Yamamoto, M. The integrated media effect: rethinking the effect of media use on civic participation in the networked digital media environment. *Am. Behav. Sci.* **62**, 1061–1078 (2018).
438. Pang, H. Can microblogs motivate involvement in civic and political life? Examining uses, gratifications and social outcomes among Chinese youth. *Online Inf. Rev.* **42**, 663–680 (2018).
439. Moeller, J., Kühne, R. & De Vreese, C. Mobilizing youth in the 21st century: how digital media use fosters civic duty, information efficacy, and political participation. *J. Broadcast. Electron. Media* **62**, 445–460 (2018).
440. Cinelli, M. et al. Selective exposure shapes the Facebook news diet. *PLoS ONE* **15**, e0229129 (2020).
441. Yamamoto, M. & Morey, A. C. Incidental news exposure on social media: a campaign communication mediation approach. *Soc. Media Soc.* <https://doi.org/10.1177/2056305119843619> (2019).
442. Levy, R. Social media, news consumption, and polarization: evidence from a field experiment. *Am. Econ. Rev.* **111**, 831–870 (2021).
443. Vozab, D. Generational patterns of digital news consumption: from traditionalists to millennial minimalists. *Medijske Stud.* **10**, 107–126 (2020).
444. Jamal, A., Kizgin, H., Rana, N. P., Laroche, M. & Dwivedi, Y. K. Impact of acculturation, online participation and involvement on voting intentions. *Gov. Inf. Q.* **36**, 510–519 (2019).
445. Shen, F., Xia, C. & Skoric, M. Examining the roles of social media and alternative media in social movement participation: a study of Hong Kong's umbrella movement. *Telemat. Inform.* **47**, 101303 (2020).
446. Dohle, M., Bernhard, U. & Kelm, O. Presumed media influences and demands for restrictions: using panel data to examine the causal direction. *Mass Commun. Soc.* **20**, 595–613 (2017).
447. Marquart, F., Goldberg, A. C. & de Vreese, C. H. This time I'm (not) voting: a comprehensive overview of campaign factors influencing turnout at European Parliament elections. *Eur. Union Polit.* **21**, 680–705 (2020).
448. Hoffmann, C. P. & Lutz, C. Digital divides in political participation: the mediating role of social media self-efficacy and privacy concerns. *Policy Internet* **13**, 6–29 (2021).
449. Mitts, T. From isolation to radicalization: anti-muslim hostility and support for ISIS in the West. *Am. Polit. Sci. Rev.* **113**, 173–194 (2019).
450. Lukito, J. Coordinating a multi-platform disinformation campaign: internet research agency activity on three U.S. social media platforms, 2015 to 2017. *Polit. Commun.* **37**, 238–255 (2020).
451. Hong, S., Choi, H. & Kim, T. K. Why do politicians tweet? extremists, underdogs, and opposing parties as political tweeters. *Policy Internet* **11**, 305–323 (2019).
452. Chadwick, A. et al. Online social endorsement and Covid-19 vaccine hesitancy in the United Kingdom. *Soc. Media Soc.* **7**, 205630512110088 (2021).
453. Zumárraga-Espinosa, M. Redes sociales y protesta política: Un análisis del rol moderador del estatus socioeconómico y la pertenencia a grupos políticos. *Doxa Comun.* **30**, 55–77 (2020). <https://revistascientificas.uspceu.com/doxacomunicacion/article/view/500>
454. Fletcher, R. & Nielsen, R. K. Automated serendipity: the effect of using search engines on news repertoire balance and diversity. *Digit. Journal.* **6**, 976–989 (2018).
455. Sell, T. K., Hosangadi, D. & Trotochaud, M. Misinformation and the US Ebola communication crisis: analyzing the veracity and content of social media messages related to a fear-inducing infectious disease outbreak. *BMC Public Health* **20**, 550 (2020).
456. Brugnoli, E., Cinelli, M., Quattrociocchi, W. & Scala, A. Recursive patterns in online echo chambers. *Sci. Rep.* **9**, 20118 (2019).
457. Barnidge, M., Kim, B., Sherrill, L. A., Luknar, Z. & Zhang, J. Perceived exposure to and avoidance of hate speech in various communication settings. *Telemat. Inform.* **44**, 101263 (2019).
458. Kim, B. & Hoewe, J. Developing contemporary factors of political participation. *Soc. Sci. J.* <https://doi.org/10.1080/03623319.2020.1782641> (2020). <https://www.tandfonline.com/doi/full/10.1080/03623319.2020.1782641>
459. Barnidge, M., Sayre, B. & Rojas, H. Perceptions of the media and the public and their effects on political participation in Colombia. *Mass Commun. Soc.* **18**, 259–280 (2015).
460. Petrova, M., Sen, A. & Yildirim, P. Social media and political contributions: the impact of new technology on political competition. *Manage. Sci.* **67**, 2997–3021 (2021).
461. Bryson, B. P. Polarizing the middle: internet exposure and public opinion. *Int. J. Sociol. Soc. Policy* **40**, 99–113 (2020).
462. Bovet, A. & Makse, H. A. Influence of fake news in Twitter during the 2016 US presidential election. *Nat. Commun.* **10**, 7 (2019).
463. Germani, F. & Biller-Andorno, N. The anti-vaccination infodemic on social media: a behavioral analysis. *PLoS ONE* **16**, e0247642 (2021).
464. Wei, R. & Lo, V.-h. News media use and knowledge about the 2006 U.S. midterm elections: why exposure matters in voter learning. *Int. J. Public Opin. Res.* **20**, 347–362 (2008).
465. Zhu, A. Y. F., Chan, A. L. S. & Chou, K. L. The pathway toward radical political participation among young people in Hong Kong: a communication mediation approach. *East Asia* **37**, 45–62 (2020).
466. Balcells, J. & Padró-Solanet, A. Crossing lines in the Twitter debate on Catalonia's independence. *Int. J. Press Polit.* **25**, 28–52 (2020).
467. Grover, P., Kar, A. K., Dwivedi, Y. K. & Janssen, M. Polarization and acculturation in US Election 2016 outcomes - can Twitter analytics predict changes in voting preferences. *Technol. Forecast. Soc. Change* **145**, 438–460 (2019).
468. Choi, D.-H. & Shin, D.-H. A dialectic perspective on the interactive relationship between social media and civic participation: the moderating role of social capital. *Inf. Commun. Soc.* **20**, 151–166 (2017).
469. Thorson, K., Cotter, K., Medeiros, M. & Pak, C. Algorithmic inference, political interest, and exposure to news and politics on Facebook. *Inf. Commun. Soc.* **24**, 183–200 (2021).
470. Kim, Y., Hsu, S.-H. & Gil de Zúñiga, H. Influence of social media use on discussion network heterogeneity and civic engagement: the moderating role of personality traits. *J. Commun.* **63**, 498–516 (2013).
471. Guess, A. M., Nyhan, B. & Reifler, J. Exposure to untrustworthy websites in the 2016 US election. *Nat. Hum. Behav.* **4**, 472–480 (2020).
472. Hokka, J. & Nelimarkka, M. Affective economy of national-populist images: investigating national and transnational online networks through visual big data. *New Media Soc.* **22**, 770–792 (2020).
473. Schumann, S., Boer, D., Hanke, K. & Liu, J. Social media use and support for populist radical right parties: assessing exposure and selection effects in a two-wave panel study. *Inf. Commun. Soc.* **24**, 921–940 (2021).
474. Kim, M. How does Facebook news use lead to actions in South Korea? The role of Facebook discussion network heterogeneity, political interest, and conflict avoidance in predicting political participation. *Telemat. Inform.* **35**, 1373–1381 (2018).
475. Mosca, L. & Quaranta, M. Are digital platforms potential drivers of the populist vote? A comparative analysis of France, Germany and Italy. *Inf. Commun. Soc.* **24**, 1441–1459 (2021).
476. Justwan, F., Baumgaertner, B., Carlisle, J. E., Clark, A. K. & Clark, M. Social media echo chambers and satisfaction with democracy among Democrats and Republicans in the aftermath of the 2016 US elections. *J. Elect. Public Opin. Parties* **28**, 424–442 (2018).

477. Smith, S. T., Kao, E. K., Shah, D. C., Simek, O. & Rubin, D. B. Influence estimation on social media networks using causal inference. In *2018 IEEE Statistical Signal Processing Workshop (SSP)* 328–332 (IEEE, 2018). <https://ieeexplore.ieee.org/document/8450823/>
478. Bode, L. et al. Participation in contentious politics: rethinking the roles of news, social media, and conversation amid divisiveness. *J. Inf. Technol. Polit.* **15**, 215–229 (2018).
479. Cinelli, M., Cresci, S., Galeazzi, A., Quattrociocchi, W. & Tesconi, M. The limited reach of fake news on Twitter during 2019 European elections. *PLoS ONE* **15**, e0234689 (2020).
480. Guenther, L., Ruhrmann, G., Bischoff, J., Penzel, T. & Weber, A. Strategic framing and social media engagement: analyzing memes posted by the German identitarian movement on Facebook. *Soc. Media Soc.* <https://doi.org/10.1177/2056305119898777> (2020).
481. Song, H., Cho, J. & Benefield, G. A. The dynamics of message selection in online political discussion forums: self-segregation or diverse exposure?. *Commun. Res.* **47**, 125–152 (2020).
482. Rice, L. L. & Moffett, K. W. Snapchat and civic engagement among college students. *J. Inf. Technol. Polit.* **16**, 87–104 (2019).
483. Beam, M. A., Hmielowski, J. D. & Hutchens, M. J. Democratic digital inequalities: threat and opportunity in online citizenship from motivation and ability. *Am. Behav. Sci.* **62**, 1079–1096 (2018).
484. Hermann, E., Eisend, M. & Bayón, T. Facebook and the cultivation of ethnic diversity perceptions and attitudes. *Internet Res.* **30**, 1123–1141 (2020).
485. Powell, A., Scott, A. J. & Henry, N. Digital harassment and abuse: experiences of sexuality and gender minority adults. *Eur. J. Criminol.* **17**, 199–223 (2020).
486. Li, L., Chen, J. & Raghunathan, S. Informative role of recommender systems in electronic marketplaces: a boon or a bane for competing sellers. *MIS Q.* **44**, 1957–1985 (2020).
487. Choi, D.-H., Yoo, W., Noh, G.-Y. & Park, K. The impact of social media on risk perceptions during the MERS outbreak in South Korea. *Comput. Hum. Behav.* **72**, 422–431 (2017).
488. Samuel-Azran, T. & Hayat, T. Online news recommendations credibility: the tie is mightier than the source. *Comunicar* **27**, 71–80 (2019).
489. Kushin, M. J., Yamamoto, M. & Dalisay, F. Societal majority, Facebook, and the spiral of silence in the 2016 US presidential election. *Soc. Media Soc.* <https://doi.org/10.1177/2056305119855139> (2019).
490. Ardi, R. Partisan selective exposure to fake news content. *Makara Hum. Behav. Stud. Asia.* **23**, 3 (2019).
491. Feld, S. L. & McGill, A. Egonets as systematically biased windows on society. *Netw. Sci.* **8**, 399–417 (2020).
492. Hedayatfar, L., Rigg, R. A., Bar-Yam, Y. & Morales, A. J. US social fragmentation at multiple scales. *J. R. Soc. Interface* **16**, 20190509 (2019).
493. Bale, T., Webb, P. & Poletti, M. Participating locally and nationally: explaining the offline and online activism of British Party Members. *Polit. Stud.* **67**, 658–675 (2019).
494. Celik, S. Experiences of internet users regarding cyberhate. *Inf. Technol. People* **32**, 1446–1471 (2019).
495. Sainudiin, R., Yogeewaran, K., Nash, K. & Sahioun, R. Characterizing the Twitter network of prominent politicians and SPLC-defined hate groups in the 2016 US presidential election. *Soc. Netw. Anal. Min.* **9**, 34 (2019).
496. Lee, S. & Xenos, M. Incidental news exposure via social media and political participation: evidence of reciprocal effects. *New Media Soc.* **24**, 178–201 (2022).
497. Casero-Ripollés, A., Micó-Sanz, J.-L. & Díez-Bosch, M. Digital public sphere and geography: the influence of physical location on Twitter's political conversation. *Media Commun.* **8**, 96–106 (2020).
498. Kim, Y., Chen, H.-T. & Wang, Y. Living in the smartphone age: examining the conditional indirect effects of mobile phone use on political participation. *J. Broadcast. Electron. Media.* **60**, 694–713 (2016).
499. Elvestad, E., Phillips, A. & Feuerstein, M. Can trust in traditional news media explain cross-national differences in news exposure of young people online? A comparative study of Israel, Norway and the United Kingdom. *Digit. Journal.* **6**, 216–235 (2018).
500. Steffan, D. & Venema, N. New medium, old strategies? Comparing online and traditional campaign posters for German Bundestag elections, 2013–2017. *Eur. J. Commun.* **35**, 370–388 (2020).
501. Vraga, E. K. & Tully, M. News literacy, social media behaviors, and skepticism toward information on social media. *Inf. Commun. Soc.* **24**, 150–166 (2021).
502. Kofi Frimpong, A. N., Li, P., Nyame, G. & Hossin, M. A. The impact of social media political activists on voting patterns. *Polit. Behav.* **44**, 599–652 (2022).
503. Ribeiro, M. H., Ottoni, R., West, R., Almeida, V. A. F. & Meira, W. Auditing radicalization pathways on YouTube. In *Proc. 2020 Conference on Fairness, Accountability, and Transparency* 131–141 (ACM, 2020). <https://dl.acm.org/doi/10.1145/3351095.3372879>
504. López-Rabadán, P. & Doménech-Fabregat, H. Nuevas funciones de Instagram en el avance de la política espectáculo. Claves profesionales y estrategia visual de Vox en su despegue electoral. *Prof. Inf.* <https://doi.org/10.3145/epi.2021.mar.20> (2021). <https://revista.profesionaldelainformacion.com/index.php/EPI/article/view/85530>
505. Gainous, J., Abbott, J. P. & Wagner, K. M. Active vs. passive social media engagement with critical information: protest behavior in two Asian countries. *Int. J. Press Polit.* **26**, 464–483 (2021).
506. Skoric, M. M., Zhu, Q. & Lin, J.-H. T. What predicts selective avoidance on social media? A study of political unfriending in Hong Kong and Taiwan. *Am. Behav. Sci.* **62**, 1097–1115 (2018).
507. Zannettou, S. et al. Disinformation warfare: understanding state-sponsored trolls on Twitter and their influence on the Web. In *Companion Proc. 2019 World Wide Web Conference* 218–226 (ACM, 2019). <https://dl.acm.org/doi/10.1145/3308560.3316495>
508. Alsaad, A., Taamneh, A. & Al-Jedaiah, M. N. Does social media increase racist behavior? An examination of confirmation bias theory. *Technol. Soc.* **55**, 41–46 (2018).
509. Nanz, A., Heiss, R. & Matthes, J. Antecedents of intentional and incidental exposure modes on social media and consequences for political participation: a panel study. *Acta Politica* **57**, 235–253 (2022).
510. Ardévol-Abreu, A., Hooker, C. M. & Gil de Zúñiga, H. Online news creation, trust in the media, and political participation: direct and moderating effects over time. *Journalism* **19**, 611–631 (2018).
511. Lu, Y. & Pan, J. Capturing clicks: how the Chinese government uses clickbait to compete for visibility. *Polit. Commun.* **38**, 23–54 (2021).
512. Davidson, B. I., Jones, S. L., Joinson, A. N. & Hinds, J. The evolution of online ideological communities. *PLoS ONE* **14**, e0216932 (2019).
513. Mahmood, Q. K., Bhutta, M. H. & Haq, M. A. U. Effects of sociodemographic variables and Facebook group membership on students' political participation. *Educ. Inf. Technol.* **23**, 2235–2247 (2018).
514. Min, H. & Yun, S. Selective exposure and political polarization of public opinion on the presidential impeachment in South Korea: Facebook vs. KakaoTalk. *Korea Obs.* **49**, 137–159 (2018).
515. Yamamoto, M., Kushin, M. J. & Dalisay, F. How informed are messaging app users about politics? A linkage of messaging app use and political knowledge and participation. *Telemat. Inform.* **35**, 2376–2386 (2018).

516. Martínez-Torres, H. & Gámez, C. Is internet access bad news for media-capturing incumbents?. *J. Appl. Econ.* **22**, 527–553 (2019).
517. Imran, M. S., Fatima, M. & Kosar, G. Connectivism: e-learning of democratic values on social media public spheres. In *2017 International Conference on Information and Communication Technologies (ICICT)* 82–89 (IEEE, 2017).
518. Scharnow, M., Mangold, F., Stier, S. & Breuer, J. How social network sites and other online intermediaries increase exposure to news. *Proc. Natl Acad. Sci. USA* **117**, 2761–2763 (2020).
519. Kwak, N. et al. Perceptions of social media for politics: testing the slacktivism hypothesis. *Hum. Commun. Res.* **44**, 197–221 (2018).
520. Schmidt, A. L., Zollo, F., Scala, A., Betsch, C. & Quattrociocchi, W. Polarization of the vaccination debate on Facebook. *Vaccine* **36**, 3606–3612 (2018).
521. Vaccari, C. & Valeriani, A. Dual screening, public service broadcasting, and political participation in eight Western democracies. *Int. J. Press Polit.* **23**, 367–388 (2018).
522. Sharar, B. & Abd-El-Barr, M. Citizens' perspective on the impact of social media on politics in Kuwait. In *2018 International Conference on Computing Sciences and Engineering (ICCSE)* 1–6 (IEEE, 2018). <https://ieeexplore.ieee.org/document/8374207/>
523. Lee, S. H. & Fu, K.-w. Internet use and protest politics in South Korea and Taiwan. *J. East Asian Stud.* **19**, 89–109 (2019).
524. Piatak, J. & Mikkelsen, I. Does social media engagement translate to civic engagement offline? *Nonprofit Volunt. Sect. Q.* **50**, 1079–1101 (2021).
525. Baek, Y. M. Political mobilization through social network sites: the mobilizing power of political messages received from SNS friends. *Comput. Hum. Behav.* **44**, 12–19 (2015).
526. Ferrucci, P., Hopp, T. & Vargo, C. J. Civic engagement, social capital, and ideological extremity: exploring online political engagement and political expression on Facebook. *New Media Soc.* **22**, 1095–1115 (2020).
527. Corrigan-Brown, C. & Wilkes, R. Media exposure and the engaged citizen: how the media shape political participation. *Soc. Sci. J.* **51**, 408–421 (2014).
528. Valenzuela, S., Correa, T. & Gil de Zúñiga, H. Ties, likes, and tweets: using strong and weak ties to explain differences in protest participation across Facebook and Twitter use. *Polit. Commun.* **35**, 117–134 (2018).
529. Popan, J. R., Coursey, L., Acosta, J. & Kenworthy, J. Testing the effects of incivility during internet political discussion on perceptions of rational argument and evaluations of a political outgroup. *Comput. Hum. Behav.* **96**, 123–132 (2019).
530. Štětka, V., Mazák, J. & Vochocová, L. Nobody tells us what to write about: the disinformation media ecosystem and its consumers in the Czech Republic. *Javnost* **28**, 90–109 (2021).
531. Kobayashi, T. Depolarization through social media use: evidence from dual identifiers in Hong Kong. *New Media Soc.* **22**, 1339–1358 (2020).
532. Talwar, S., Dhir, A., Kaur, P., Zafar, N. & Alrasheedy, M. Why do people share fake news? Associations between the dark side of social media use and fake news sharing behavior. *J. Retail. Consum. Serv.* **51**, 72–82 (2019).
533. Yarchi, M., Baden, C. & Kligler-Vilenchik, N. Political polarization on the digital sphere: a cross-platform, over-time analysis of interactional, positional, and affective polarization on social media. *Polit. Commun.* **38**, 98–139 (2021).
534. Bobba, G. Social media populism: features and likeability of Lega Nord communication on Facebook. *Eur. Polit. Sci.* **18**, 11–23 (2019).
535. Tewksbury, D. & Riles, J. M. Polarization as a function of citizen predispositions and exposure to news on the internet. *J. Broadcast. Electron. Media.* **59**, 381–398 (2015).
536. Giglietto, F., Righetti, N., Rossi, L. & Marino, G. It takes a village to manipulate the media: coordinated link sharing behavior during 2018 and 2019 Italian elections. *Inf. Commun. Soc.* **23**, 867–891 (2020).
537. Marcinkowski, F. & Dosenovic, P. From incidental exposure to intentional avoidance: psychological reactance to political communication during the 2017 German national election campaign. *New Media Soc.* **23**, 457–478 (2021).
538. Bastien, F., Koop, R., Small, T. A., Giasson, T. & Jansen, H. The role of online technologies and digital skills in the political participation of citizens with disabilities. *J. Inf. Technol. Polit.* **17**, 218–231 (2020).
539. Nelson, J. L. & Taneja, H. The small, disloyal fake news audience: the role of audience availability in fake news consumption. *New Media Soc.* **20**, 3720–3737 (2018).
540. Lelkes, Y., Sood, G. & Iyengar, S. The hostile audience: the effect of access to broadband internet on partisan affect. *Am. J. Polit. Sci.* **61**, 5–20 (2017).
541. Hunter, L. Y., Griffith, C. E. & Warren, T. Internet connectivity and domestic terrorism in democracies. *Int. J. Sociol.* **50**, 201–219 (2020).
542. Heiss, R. & Matthes, J. Does incidental exposure on social media equalize or reinforce participatory gaps? Evidence from a panel study. *New Media Soc.* **21**, 2463–2482 (2019).
543. Bobba, G., Cremonesi, C., Mancosu, M. & Seddone, A. Populism and the gender gap: comparing digital engagement with populist and non-populist Facebook pages in France, Italy, and Spain. *Int. J. Press Polit.* **23**, 458–475 (2018).
544. Troian, J., Arciszewski, T. & Apostolidis, T. The dynamics of public opinion following terror attacks: evidence for a decrease in equalitarian values from Internet Search Volume Indices. *Cyberpsychology* **13**, 4 (2019). <https://cyberpsychology.eu/article/view/12015>
545. Frissen, T. Internet, the great radicalizer? Exploring relationships between seeking for online extremist materials and cognitive radicalization in young adults. *Comput. Hum. Behav.* **114**, 106549 (2021).
546. Park, B., Kang, M. Y. & Lee, J. Sustainable political social media marketing: effects of structural features in plain text messages. *Sustainability* **12**, 5997 (2020).
547. Yun, G. W., Park, S.-Y., Holody, K., Yoon, K. S. & Xie, S. Selective moderation, selective responding, and balkanization of the blogosphere: a field experiment. *Media Psychol.* **16**, 295–317 (2013).
548. Allen, J., Howland, B., Mobius, M., Rothschild, D. & Watts, D. J. Evaluating the fake news problem at the scale of the information ecosystem. *Sci. Adv.* **6**, eaay3539 (2020).
549. Gainous, J., Abbott, J. P. & Wagner, K. M. Traditional versus internet media in a restricted information environment: how trust in the medium matters. *Polit. Behav.* **41**, 401–422 (2019).
550. Boulianne, S., Koc-Michalska, K. & Bimber, B. Mobilizing media: comparing TV and social media effects on protest mobilization. *Inf. Commun. Soc.* **23**, 642–664 (2020).
551. Waechter, N. The participative role of social media for the disadvantaged young generation in the Arab Spring. *Österreich. Z. Soziol.* **44**, 217–236 (2019).
552. Wang, T. & Shen, F. Perceived party polarization, news attentiveness, and political participation: a mediated moderation model. *Asian J. Commun.* **28**, 620–637 (2018).
553. Guess, A., Nagler, J. & Tucker, J. Less than you think: prevalence and predictors of fake news dissemination on Facebook. *Sci. Adv.* **5**, eaau4586 (2019).
554. Kaur, M. & Verma, R. Demographics, social media usage, and political engagement in Punjab. *Indian J. Market.* **48**, 43 (2018).
555. Castillo-Díaz, A. & Castillo-Esparcia, A. Relación entre la participación en foros y blogs de debate político en internet y el seguimiento de información política en medios profesionales: análisis evolutivo 2011-2016. *Prof. Inf.* **27**, 1248 (2018).

556. Heiss, R., Knoll, J. & Matthes, J. Pathways to political (dis-) engagement: motivations behind social media use and the role of incidental and intentional exposure modes in adolescents political engagement. *Communications* **45**, 671–693 (2020).
557. Enjolras, B., Steen-Johnsen, K. & Wollebæk, D. Social media and mobilization to offline demonstrations: transcending participatory divides? *New Media Soc.* **15**, 890–908 (2013).
558. Bhat, S. I., Arif, T., Malik, M. B. & Sheikh, A. A. Browser simulation-based crawler for online social network profile extraction. *Int. J. Web Based Communities* **16**, 321 (2020).
559. Aruguete, N., Calvo, E. & Ventura, T. News sharing, gatekeeping, and polarization: a study of the #Bolsonaro election. *Digit. Journal.* **9**, 1–23 (2021).
560. Bae, S. Y. The social mediation of political rumors: examining the dynamics in social media and belief in political rumors. *Journalism* **21**, 1522–1538 (2020).
561. Nikolov, D., Lalmas, M., Flammini, A. & Menczer, F. Quantifying biases in online information exposure. *J. Assoc. Inf. Sci. Technol.* **70**, 218–229 (2019).
562. Akpan, I. J. et al. Association between what people learned about COVID-19. *J. Med. Internet Res.* **23**, e28975 (2021).
563. Yamamoto, M., Nah, S. & Bae, S. Y. Social media presumption and online political participation: an examination of online communication processes. *New Media Soc.* **22**, 1885–1902 (2020).
564. Song, T., Tang, Q. & Huang, J. Triadic closure, homophily, and reciprocation: an empirical investigation of social ties between content providers. *Inf. Syst. Res.* **30**, 912–926 (2019).
565. Strauß, N., Huber, B. & Gil de Zúñiga, H. “Yes, I saw it – but didn’t read it...” a cross-country study, exploring relationships between incidental news exposure and news use across platforms. *Digit. Journal.* **8**, 1181–1205 (2020).
566. Ahmad, S. Political behavior in virtual environment: role of social media intensity, internet connectivity, and political affiliation in online political persuasion among university students. *J. Hum. Behav. Soc. Environ.* **30**, 457–473 (2020).
567. Lee, H. Voters involvement, attitude, and confidence in the era of new media. *Palgrave Commun.* **6**, 1 (2020).
568. Čábelková, I., Smutka, L. & Strielkowski, W. Public support for sustainable development and environmental policy: a case of the Czech Republic. *Sustain. Dev.* **30**, 110–126 (2022).
569. Lu, J. & Yu, X. Does the internet make us more intolerant? A contextual analysis in 33 countries. *Inf. Commun. Soc.* **23**, 252–266 (2020).
570. David, Y. Public opinion, media and activism: the differentiating role of media use and perceptions of public opinion on political behaviour. *Soc. Mov. Stud.* **21**, 334–354 (2022).
571. Back, E. A., Back, H., Fredén, A. & Gustafsson, N. A social safety net? Rejection sensitivity and political opinion sharing among young people in social media. *New Media Soc.* **21**, 298–316 (2019).
572. Ye, Y., Xu, P. & Zhang, M. Social media, public discourse and civic engagement in modern China. *Telemat. Inform.* **34**, 705–714 (2017).
573. Salman, A., Yusoff, M. A., Mohamad Salleh, M. A. & Hj Abdullah, M. Y. Penggunaan media sosial untuk sokongan politik di Malaysia (The use of social media for political support in Malaysia). *J. Nusantara Stud.* **3**, 51–63 (2018).
574. Mueller, K. & Schwarz, C. Fanning the flames of hate: social media and hate crime. *J. Eur. Econ. Assoc.* **19**, 2131–2167 (2021).
575. Bursztyn, L., Egorov, G., Enikolopov, R. & Petrova, M. Social media and xenophobia: evidence from Russia. Tech. Rep. w26567, National Bureau of Economic Research, Cambridge, MA (NBER, 2019). <http://www.nber.org/papers/w26567.pdf>

Acknowledgements

We thank S. Munzert for providing his perspective on causal inference and issues specific to political science, D. Ain for editing the manuscript and F. Stock for help in the literature comparison. P.L.-S., S.L. and R.H. acknowledge financial support from the Volkswagen Foundation (grant ‘Reclaiming individual autonomy and democratic discourse online: How to rebalance human and algorithmic decision-making’). S.L. acknowledges support from the Humboldt Foundation through a research award and partial support by an ERC Advanced Grant (PRODEMINFO) during completion of this paper. L.O. acknowledges financial support by the German National Academic Foundation in the form of a PhD scholarship. The authors received no specific funding for this work. The funders had no role in study design, data collection and analysis, decision to publish or preparation of the manuscript.

Author contributions

All authors designed the study. P.L.-S. and L.O. selected and coded the literature. P.L.-S. and L.O. evaluated the coded tables. All authors analysed the results and wrote the manuscript.

Funding

Open access funding provided by Max Planck Society.

Competing interests

The authors declare no competing interests.

Additional information

Supplementary information The online version contains supplementary material available at <https://doi.org/10.1038/s41562-022-01460-1>.

Correspondence and requests for materials should be addressed to Philipp Lorenz-Spreen.

Peer review information *Nature Human Behaviour* thanks Christian von Sikorski and the other, anonymous, reviewer(s) for their contribution to the peer review of this work. Peer reviewer reports are available.

Reprints and permissions information is available at www.nature.com/reprints.

Publisher’s note Springer Nature remains neutral with regard to jurisdictional claims in published maps and institutional affiliations.

Open Access This article is licensed under a Creative Commons Attribution 4.0 International License, which permits use, sharing, adaptation, distribution and reproduction in any medium or format, as long as you give appropriate credit to the original author(s) and the source, provide a link to the Creative Commons license, and indicate if changes were made. The images or other third party material in this article are included in the article’s Creative Commons license, unless indicated otherwise in a credit line to the material. If material is not included in the article’s Creative Commons license and your intended use is not permitted by statutory regulation or exceeds the permitted use, you will need to obtain permission directly from the copyright holder. To view a copy of this license, visit <http://creativecommons.org/licenses/by/4.0/>.

© The Author(s) 2022

Reporting Summary

Nature Portfolio wishes to improve the reproducibility of the work that we publish. This form provides structure for consistency and transparency in reporting. For further information on Nature Portfolio policies, see our [Editorial Policies](#) and the [Editorial Policy Checklist](#).

Statistics

For all statistical analyses, confirm that the following items are present in the figure legend, table legend, main text, or Methods section.

n/a Confirmed

- The exact sample size (n) for each experimental group/condition, given as a discrete number and unit of measurement
- A statement on whether measurements were taken from distinct samples or whether the same sample was measured repeatedly
- The statistical test(s) used AND whether they are one- or two-sided
Only common tests should be described solely by name; describe more complex techniques in the Methods section.
- A description of all covariates tested
- A description of any assumptions or corrections, such as tests of normality and adjustment for multiple comparisons
- A full description of the statistical parameters including central tendency (e.g. means) or other basic estimates (e.g. regression coefficient) AND variation (e.g. standard deviation) or associated estimates of uncertainty (e.g. confidence intervals)
- For null hypothesis testing, the test statistic (e.g. F , t , r) with confidence intervals, effect sizes, degrees of freedom and P value noted
Give P values as exact values whenever suitable.
- For Bayesian analysis, information on the choice of priors and Markov chain Monte Carlo settings
- For hierarchical and complex designs, identification of the appropriate level for tests and full reporting of outcomes
- Estimates of effect sizes (e.g. Cohen's d , Pearson's r), indicating how they were calculated

Our web collection on [statistics for biologists](#) contains articles on many of the points above.

Software and code

Policy information about [availability of computer code](#)

Data collection Scopus (September, 2021), Web-of-Science (September, 2021)

Data analysis R version 4.1.2

For manuscripts utilizing custom algorithms or software that are central to the research but not yet described in published literature, software must be made available to editors and reviewers. We strongly encourage code deposition in a community repository (e.g. GitHub). See the Nature Portfolio [guidelines for submitting code & software](#) for further information.

Data

Policy information about [availability of data](#)

All manuscripts must include a [data availability statement](#). This statement should provide the following information, where applicable:

- Accession codes, unique identifiers, or web links for publicly available datasets
- A description of any restrictions on data availability
- For clinical datasets or third party data, please ensure that the statement adheres to our [policy](#)

The fully coded table of articles as well as scripts for all figures are available at: <https://osf.io/7ry4a/>.

Field-specific reporting

Please select the one below that is the best fit for your research. If you are not sure, read the appropriate sections before making your selection.

Life sciences Behavioural & social sciences Ecological, evolutionary & environmental sciences

For a reference copy of the document with all sections, see [nature.com/documents/nr-reporting-summary-flat.pdf](https://www.nature.com/documents/nr-reporting-summary-flat.pdf)

Behavioural & social sciences study design

All studies must disclose on these points even when the disclosure is negative.

Study description	Systematic review, no primary human participant data was collected
Research sample	Causal and correlational studies examining digital media and political variables
Sampling strategy	-
Data collection	Studies for our review were collected using a systematic search query (provided in the appendix) on Scopus and Web-of-Science. The researchers were not blinded.
Timing	The latest search query run was conducted in September 2021, no gaps in the sample exist as this query includes all studies that were published before this date.
Data exclusions	We did not include conceptual or theoretical studies, small-N experiments or small-N survey, simulation studies and other evidence synthesizing work (exclusion criteria are described in the materials and methods section). Those exclusion criteria were pre-registered.
Non-participation	No participants were included in our study.
Randomization	For a systematic review, no primary data is collected, hence no experimental groups.

Reporting for specific materials, systems and methods

We require information from authors about some types of materials, experimental systems and methods used in many studies. Here, indicate whether each material, system or method listed is relevant to your study. If you are not sure if a list item applies to your research, read the appropriate section before selecting a response.

Materials & experimental systems

n/a	Involvement in the study
<input checked="" type="checkbox"/>	<input type="checkbox"/> Antibodies
<input checked="" type="checkbox"/>	<input type="checkbox"/> Eukaryotic cell lines
<input checked="" type="checkbox"/>	<input type="checkbox"/> Palaeontology and archaeology
<input checked="" type="checkbox"/>	<input type="checkbox"/> Animals and other organisms
<input checked="" type="checkbox"/>	<input type="checkbox"/> Human research participants
<input checked="" type="checkbox"/>	<input type="checkbox"/> Clinical data
<input checked="" type="checkbox"/>	<input type="checkbox"/> Dual use research of concern

Methods

n/a	Involvement in the study
<input checked="" type="checkbox"/>	<input type="checkbox"/> ChIP-seq
<input checked="" type="checkbox"/>	<input type="checkbox"/> Flow cytometry
<input checked="" type="checkbox"/>	<input type="checkbox"/> MRI-based neuroimaging