











Author Correction: Phase separation of EB1 guides microtubule plus-end dynamics

Correction to: *Nature Cell Biology* <https://doi.org/10.1038/s41556-022-01033-4>, published online 19 December 2022.

<https://doi.org/10.1038/s41556-023-01324-4>

Published online: 7 December 2023

 Check for updates

Xiaoyu Song , Fengrui Yang, Tongtong Yang, Yong Wang , Mingrui Ding, Linge Li, Panpan Xu, Shuaiyu Liu, Ming Dai, Changbiao Chi, Shengqi Xiang, Chao Xu , Dong Li , Zhikai Wang, Lin Li , Donald L. Hill, Chuanhai Fu , Kai Yuan , Pulong Li , Jianye Zang, Zhonghuai Hou, Kai Jiang, Yunyu Shi, Xing Liu  & Xuebiao Yao 

The authors noticed that two errors were introduced in the figures in the last stages of figure preparation, before publication. They apologize for these mistakes, which do not affect the conclusion of the experiments shown in these figures.

The published Fig. 4a included duplicated images. The micrograph in the top panel (middle) was duplicated in the top panel (right) by mistake, and the correct images for the condition of EB1-hnRNPA1-GFP-D262V are now shown in this correction notice (Fig. 1 below).

The published Fig. 4g included images also shown in Supplementary Fig. 4c (upper panel, rightmost). The micrograph of Supplementary Fig. 4c was placed in Fig. 4g by mistake, and the correct images for the condition of EB1-hnRNPA1-GFP-D262V are now shown in this correction notice (Fig. 2 below). These errors have now been corrected in the HTML and PDF versions of the article.

© The Author(s), under exclusive licence to Springer Nature Limited 2023

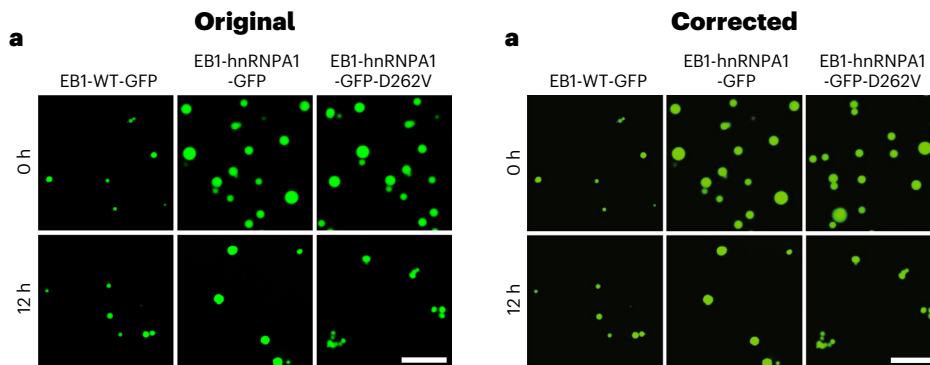


Fig. 1 | Original and revised Fig. 4a.

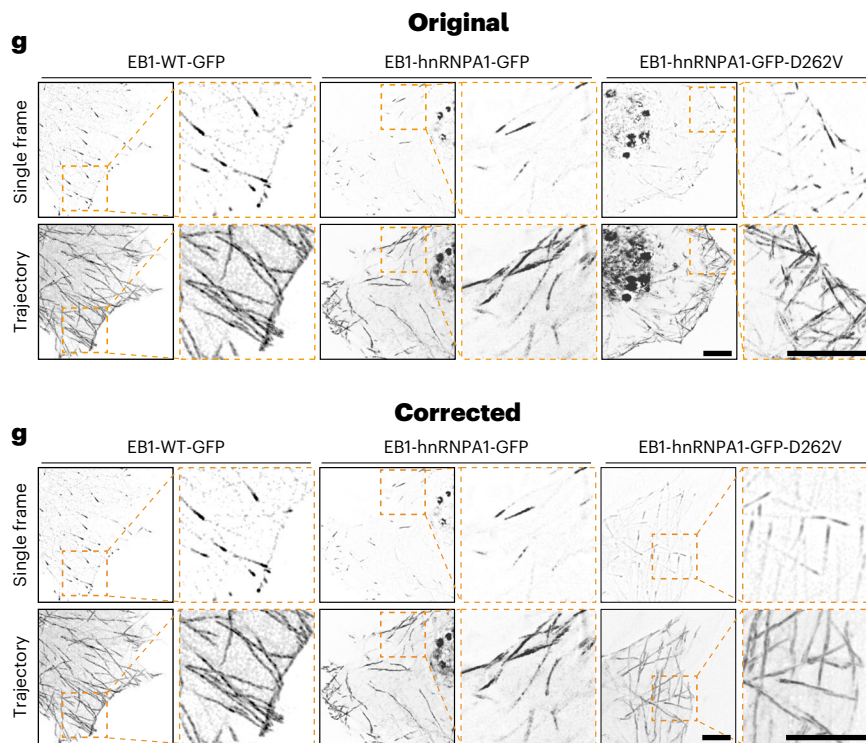


Fig. 2 | Original and revised Fig. 4g.