

















Author Correction: The REACH radiometer for detecting the 21-cm hydrogen signal from redshift $z \approx 7.5-28$

Correction to: *Nature Astronomy* <https://doi.org/10.1038/s41550-022-01709-9>, published online 21 July 2022.

<https://doi.org/10.1038/s41550-022-01817-6>

Published online: 3 October 2022

 Check for updates

E. de Lera Acedo , D. I. L. de Villiers , N. Razavi-Ghods, W. Handley , A. Fialkov , A. Magro , D. Anstey, H. T. J. Bevins , R. Chiello, J. Cumner, A. T. Josaitis, I. L. V. Roque , P. H. Sims , K. H. Scheutwinkel , P. Alexander, G. Bernardi, S. Carey, J. Cavillot, W. Croukamp, J. A. Ely, T. Gessey-Jones , Q. Gueuning, R. Hills , G. Kulkarni , R. Maiolino, P. D. Meerburg, S. Mittal , J. R. Pritchard, E. Puchwein, A. Saxena , E. Shen, O. Smirnov , M. Spinelli  and K. Zarb-Adami

In the version of this article initially published, the plots on the left-hand side of Extended Data Figure 1 were inadvertent duplicates of plots on the right, and have now been replaced. Further, there was an error in the y-axis labels of the top-right plot of Extended Data Figure 4, where the unit labels, originally appearing “0, 5, 0, 5, 0...” were in error and have now been replaced with the correct labels, reading “0.0, 2.5, 5.0 ... 17.5” in the HTML and PDF versions of the article.

© The Author(s), under exclusive licence to Springer Nature Limited 2022, corrected publication 2022