



---

## Author Correction: Characterization of crAss-like phage isolates highlights Crassvirales genetic heterogeneity and worldwide distribution

---

Correction to: *Nature Communications*  
<https://doi.org/10.1038/s41467-023-40098-z>,  
published online 18 July 2023

---








<https://doi.org/10.1038/s41467-023-42062-3>

---

Published online: 04 October 2023



---

**María Dolores Ramos-Barbero, Clara Gómez-Gómez, Laura Sala-Comorera, Lorena Rodríguez-Rubio , Sara Morales-Cortes, Elena Mendoza-Barberá , Gloria Vique , Daniel Toribio-Avedillo , Anicet R. Blanch , Elisenda Ballesté , Cristina Garcia-Aljaro & Maite Muniesa **

---

In this article, the funding from ‘the ICREA Academia 2022 program’ was omitted. The original article has been corrected.

**Open Access** This article is licensed under a Creative Commons Attribution 4.0 International License, which permits use, sharing, adaptation, distribution and reproduction in any medium or format, as long as you give appropriate credit to the original author(s) and the source, provide a link to the Creative Commons license, and indicate if changes were made. The images or other third party material in this article are included in the article’s Creative Commons license, unless indicated otherwise in a credit line to the material. If material is not included in the article’s Creative Commons license and your intended use is not permitted by statutory regulation or exceeds the permitted use, you will need to obtain permission directly from the copyright holder. To view a copy of this license, visit <http://creativecommons.org/licenses/by/4.0/>.

© The Author(s) 2023