











<https://doi.org/10.1038/s41467-022-31445-7>

OPEN

# Retraction Note: AKT3-mediated IWS1 phosphorylation promotes the proliferation of EGFR-mutant lung adenocarcinomas through cell cycle-regulated *U2AF2* RNA splicing

Georgios I. Laliotis , Evangelia Chavdoula, Maria D. Paraskevopoulou, Abdul Kaba, Alessandro La Ferlita, Satishkumar Singh, Vollter Anastas , Keith A. Nair II , Arturo Orlacchio, Vasiliki Taraslia, Ioannis Vlachos, Marina Capece, Artemis Hatzigeorgiou, Dario Palmieri, Christos Tsatsanis, Salvatore Alaimo , Lalit Sehgal , David P. Carbone , Vincenzo Coppola  & Philip N. Tschlis 

Retraction to: *Nature Communications* <https://doi.org/10.1038/s41467-021-24795-1>, published online 30 July 2021.

The authors are retracting this Article as irregularities were found in the data that indicate the splicing of the *U2AF2* exon 2 does not occur as reported in the Article. The irregularities call into question the conclusions and undermine their confidence in the integrity of the study. The authors therefore wish to retract the article.

All authors agree with the retraction.

Published online: 28 June 2022



**Open Access** This article is licensed under a Creative Commons Attribution 4.0 International License, which permits use, sharing, adaptation, distribution and reproduction in any medium or format, as long as you give appropriate credit to the original author(s) and the source, provide a link to the Creative Commons license, and indicate if changes were made. The images or other third party material in this article are included in the article's Creative Commons license, unless indicated otherwise in a credit line to the material. If material is not included in the article's Creative Commons license and your intended use is not permitted by statutory regulation or exceeds the permitted use, you will need to obtain permission directly from the copyright holder. To view a copy of this license, visit <http://creativecommons.org/licenses/by/4.0/>.

© The Author(s) 2022