








<https://doi.org/10.1038/s41467-022-31290-8>

OPEN

# Author Correction: Multivalent 9-O-Acetylated-sialic acid glycoclusters as potent inhibitors for SARS-CoV-2 infection

Simon J. L. Petitjean, Wenzhang Chen, Melanie Koehler , Ravikumar Jimmidi, Jinsung Yang , Danahe Mohammed, Blinera Juniku, Megan L. Stanifer , Steeve Boulant, Stéphane P. Vincent  & David Alsteens 

Correction to: *Nature Communications* <https://doi.org/10.1038/s41467-022-30313-8>, published online 10 May 2022.

The original version of this Article contained a factual error within the discussion section, which incorrectly stated that SARS-CoV-2 expresses a hemagglutinin esterase. This has been corrected in the PDF and HTML version of the Article by the removal of the corresponding text.

The deleted text is reproduced below:

Besides the spike glycoprotein, coronaviruses, including SARS-CoV-2, express at their surface the hemagglutinin esterase (HE) that often contains an active lectin domain that mediates glycan binding in several other viruses. However, the HE lectin domains of HCoV-OC43 and HCoV-HKU1 lost their glycan binding capacity due to mutations and deletion during adaptation to human host<sup>62</sup>. Our result also suggests that HE might not be directly involved in 9-AcSA binding, as binding kinetics to AcSA is similar on purified S1 and at the virion level. However, as their esterase activity is maintained, HE could be involved in the deacetylation during release of viral progeny from the host cell surface and possibly also for breaking decoy interactions of the S protein with O-AcSA carrying mucins<sup>63</sup>.

Published online: 24 June 2022

## References

62. Bakkers, M. J. et al. Betacoronavirus adaptation to humans involved progressive loss of hemagglutinin-esterase lectin activity. *Cell Host Microbe* **21**, 356–366 (2017).
63. Huang, X. et al. Human coronavirus HKU1 spike protein uses O-acetylated sialic acid as an attachment receptor determinant and employs hemagglutinin-esterase protein as a receptor-destroying enzyme. *J. Virol.* **89**, 7202–7213 (2015).



**Open Access** This article is licensed under a Creative Commons Attribution 4.0 International License, which permits use, sharing, adaptation, distribution and reproduction in any medium or format, as long as you give appropriate credit to the original author(s) and the source, provide a link to the Creative Commons license, and indicate if changes were made. The images or other third party material in this article are included in the article's Creative Commons license, unless indicated otherwise in a credit line to the material. If material is not included in the article's Creative Commons license and your intended use is not permitted by statutory regulation or exceeds the permitted use, you will need to obtain permission directly from the copyright holder. To view a copy of this license, visit <http://creativecommons.org/licenses/by/4.0/>.

© The Author(s) 2022