





<https://doi.org/10.1038/s41467-022-29220-9>

OPEN

Author Correction: Diversity amongst human cortical pyramidal neurons revealed via their sag currents and frequency preferences

Homeira Moradi Chameh , Scott Rich , Lihua Wang, Fu-Der Chen, Liang Zhang, Peter L. Carlen , Shreejoy J. Tripathy & Taufik A. Valiante 

Correction to: *Nature Communications* <https://doi.org/10.1038/s41467-021-22741-9>, published online 03 May 2021.

The original version of this Article contained errors in Fig. 3.

In Fig. 3f, data points corresponding to putative interneurons, which were placed in an additional figure, Supplementary Fig. 7, during the revision process, were inadvertently not subsequently removed from Fig. 3f as they should have been. These data points have been removed from the correct version of the figure.

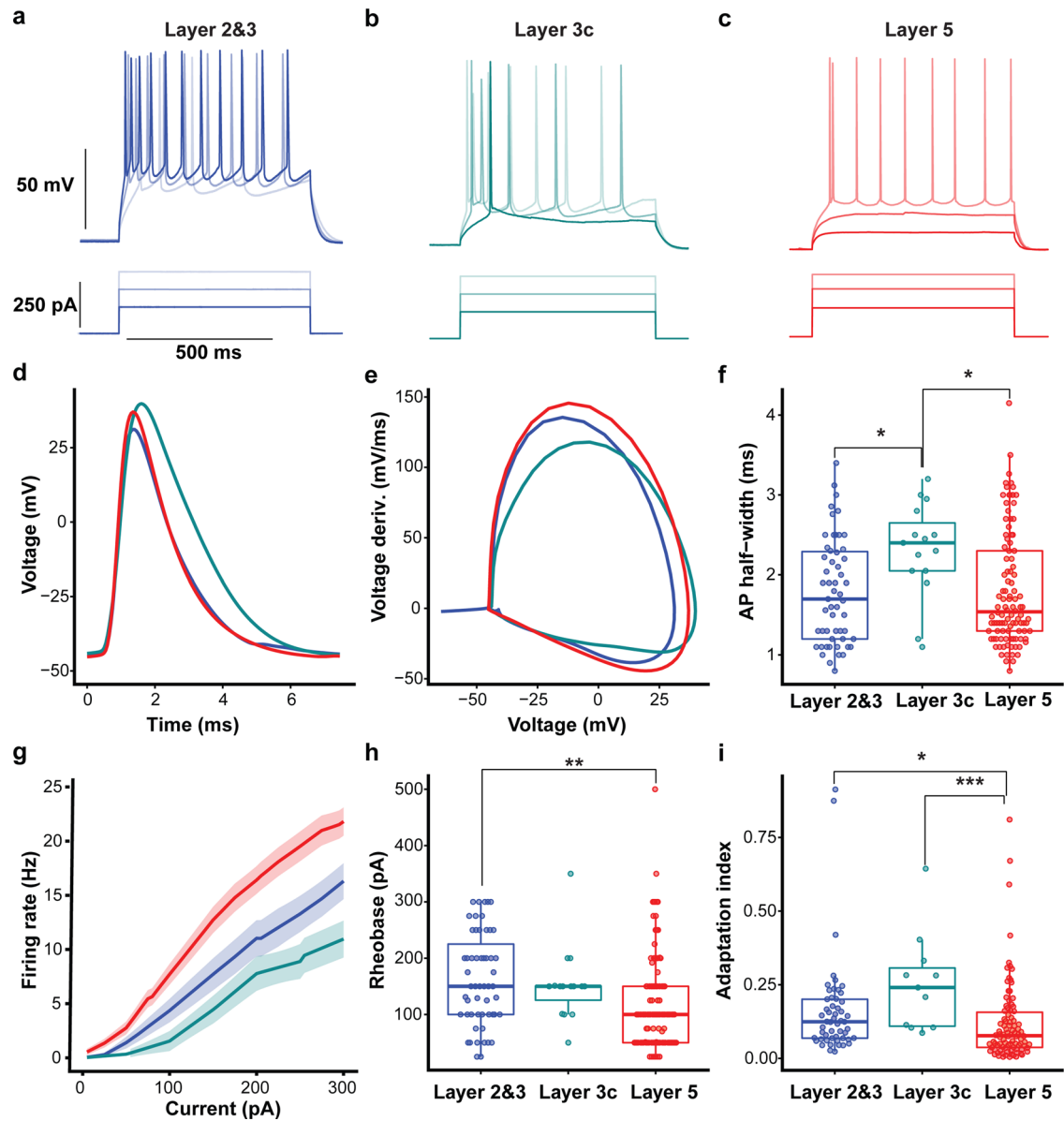
In Fig. 3f and 3h, the groups labelled 'layer 2&3' and 'layer 5' contained some data points that were inadvertently duplicated during the preparation of the figures. The duplicated data points corresponded to 10 interneurons in the 'layer 2&3' group and 15 interneurons in the 'layer 5' group. The duplicated data points have been removed from the correct version of the figure.

This duplication error related to plotting of the data points only, and the statistical analyses, figure legends, and Source data for Fig. 3f and Fig. 3h were not affected.

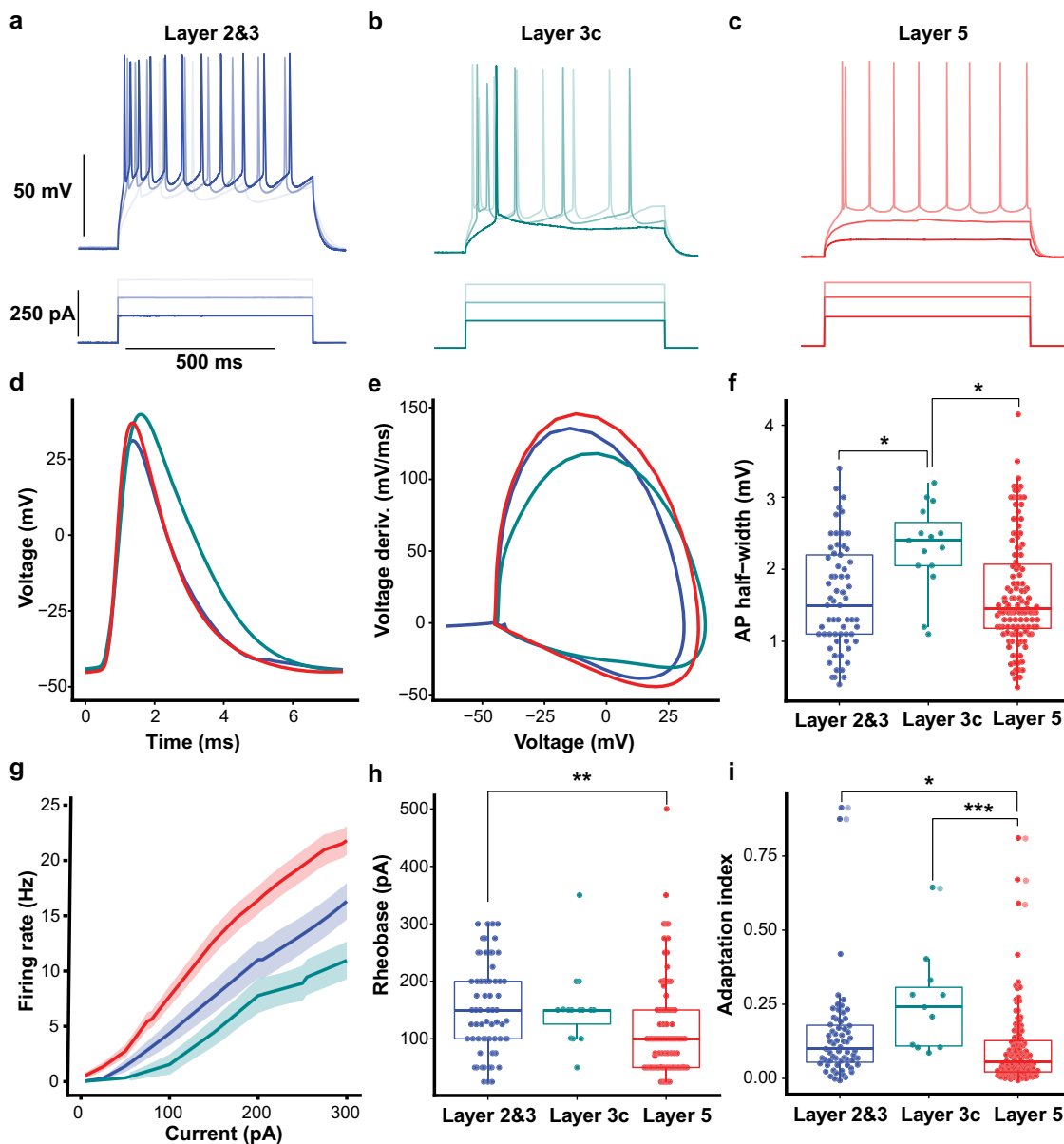
In Fig. 3i, the groups labelled 'Layer 2&3', 'Layer 3c' and 'Layer 5' contained some data points that were inadvertently duplicated during the preparation of the figures. The duplicated data points corresponded to two interneurons in the 'Layer 2&3' group, one interneuron in the 'layer 3c' group, and three interneurons in the 'Layer 5 group'. The duplicated data points have been removed from the correct version of the figure. This duplication error related to plotting of the data points only, and the statistical analyses and figure legend was not affected. However, the Source data for panel 3i was were inadvertently omitted from the Source Data File in the original version of the Article. The Source Data File has been updated to include the data from Fig. 3i.

In addition, the y axis of Fig. 3f incorrectly listed mV as unit, instead of ms. This has been corrected in the PDF and HTML version of the article.

The correct version of Fig. 3 is



which replaces the previous incorrect version:




Furthermore, in the original version of this Article funding from ‘Kremblin Foundation’ was omitted from the Acknowledgements. This has been corrected in both the PDF and HTML versions of the Article.

Published online: 24 March 2022

Additional information

Supplementary information The online version contains supplementary material available at <https://doi.org/10.1038/s41467-022-29220-9>.

 **Open Access** This article is licensed under a Creative Commons Attribution 4.0 International License, which permits use, sharing, adaptation, distribution and reproduction in any medium or format, as long as you give appropriate credit to the original author(s) and the source, provide a link to the Creative Commons license, and indicate if changes were made. The images or other third party material in this article are included in the article’s Creative Commons license, unless indicated otherwise in a credit line to the material. If material is not included in the article’s Creative Commons license and your intended use is not permitted by statutory regulation or exceeds the permitted use, you will need to obtain permission directly from the copyright holder. To view a copy of this license, visit <http://creativecommons.org/licenses/by/4.0/>.

© The Author(s) 2022