
















<https://doi.org/10.1038/s41467-021-27605-w>

OPEN

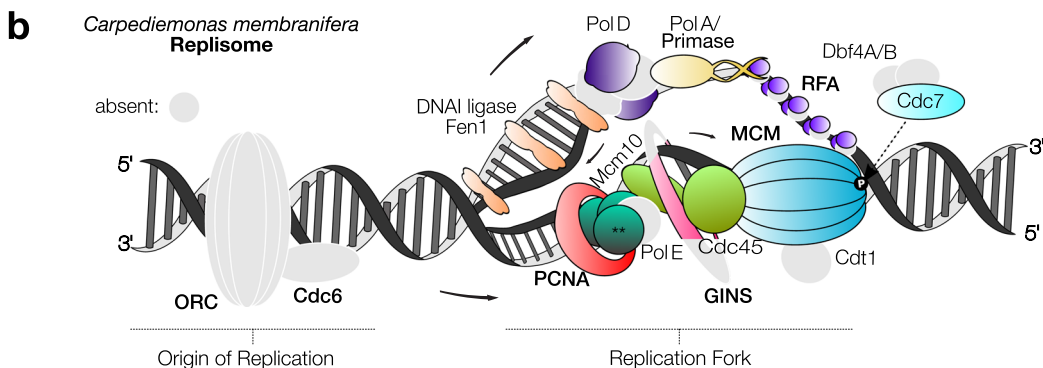
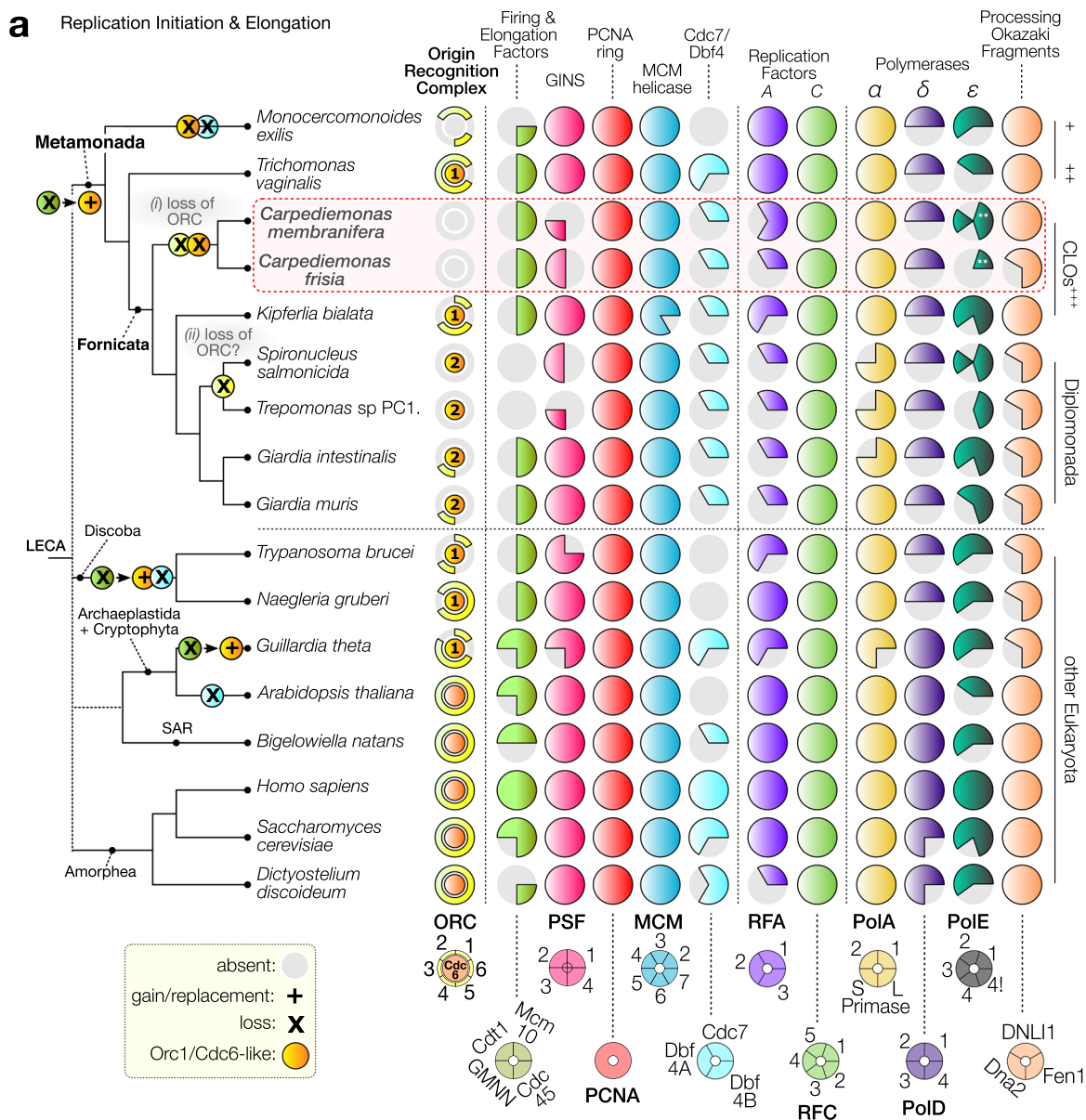
Author Correction: Genomic analysis finds no evidence of canonical eukaryotic DNA processing complexes in a free-living protist

Dayana E. Salas-Leiva , Eelco C. Tromer , Bruce A. Curtis , Jon Jerlström-Hultqvist , Martin Kolisko , Zhenzhen Yi , Joan S. Salas-Leiva , Lucie Gallot-Lavallée , Shelby K. Williams , Geert J. P. L. Kops , John M. Archibald , Alastair G. B. Simpson  & Andrew J. Roger 

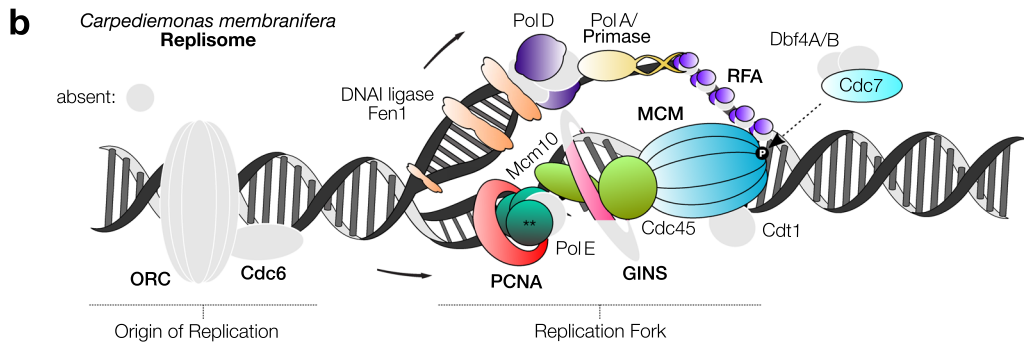
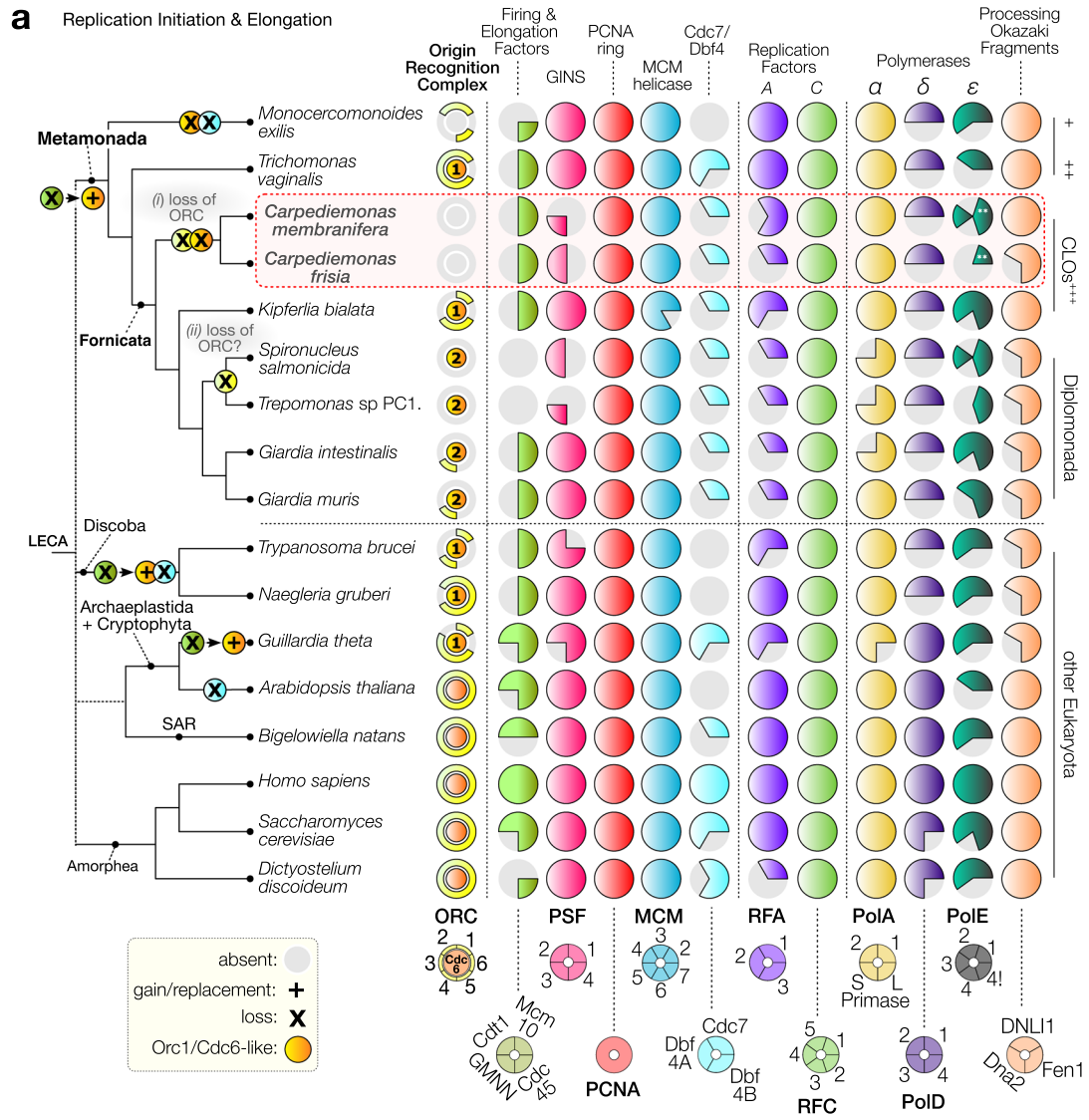
Correction to: *Nature Communications* <https://doi.org/10.1038/s41467-021-26077-2>; published online 14 October 2021.

The original version of this Article contained an error in Fig. 1 panel b, which presented a left-handed helix instead of a right-handed helix conformation. Furthermore the labels for the 5' and 3' DNA ends and arrows to indicate the progression of DNA synthesis were missing.

The correct version of Fig. 1 is :

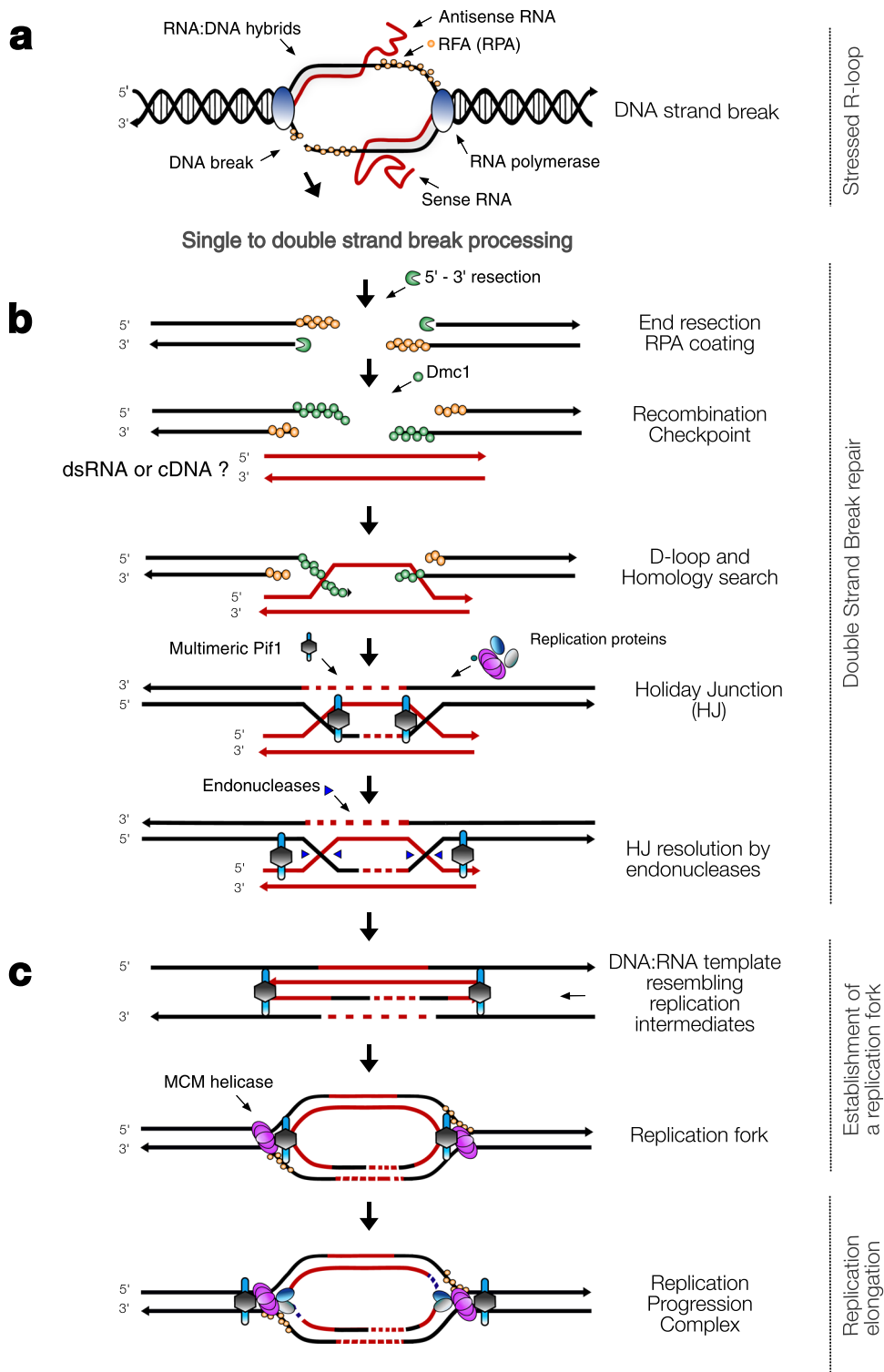


which replaces the previous incorrect version:

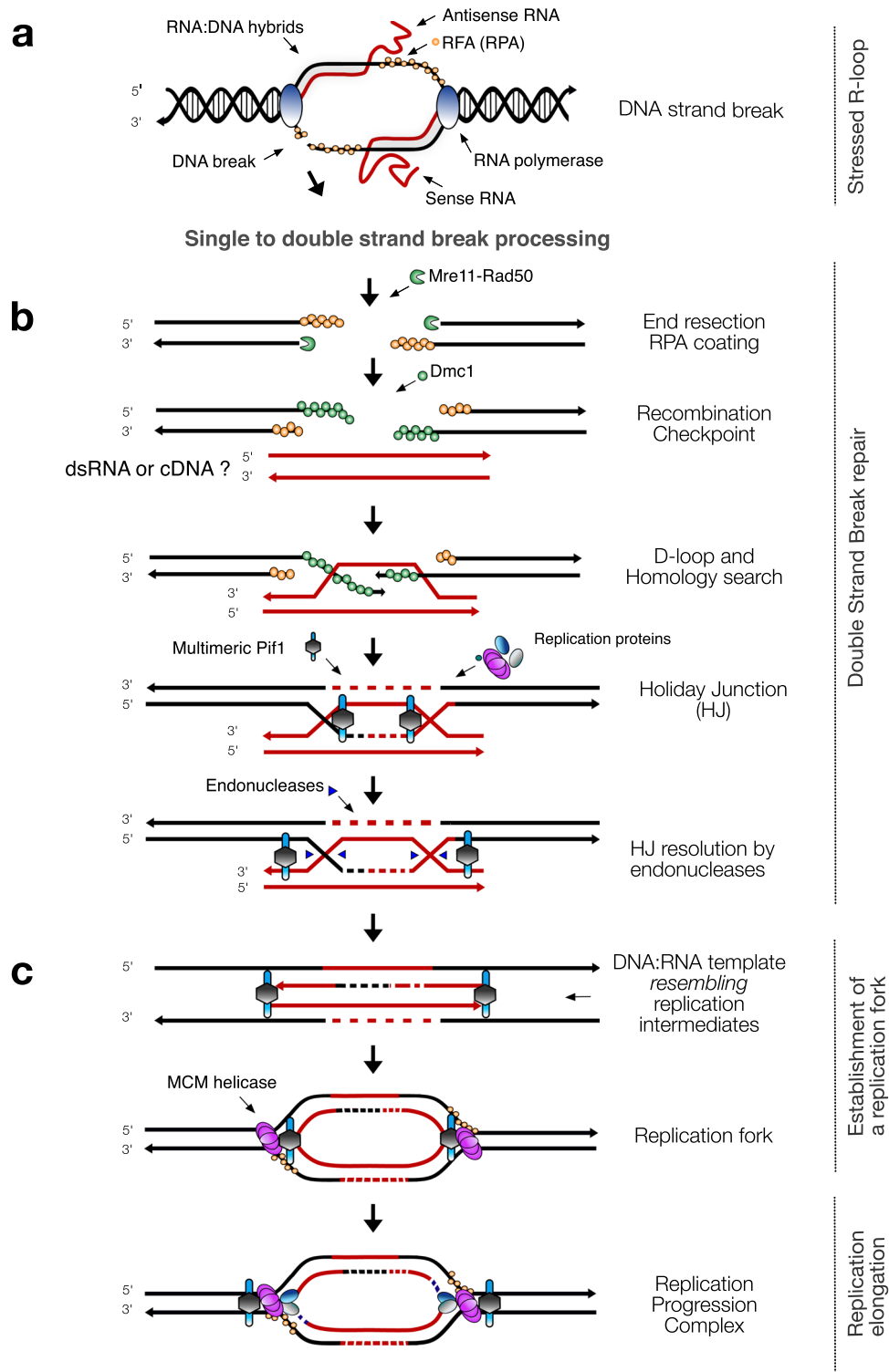


The original version of this Article also contained an error in Fig. 4b and c, in which the strands of the Holliday junction were switched and Mre11-Rad50 was implicated as a 5'-3' exonuclease.

The correct version of Fig. 4 is :



which replaces the previous incorrect version:



The legend for Fig. 4 incorrectly read ‘b Once the damage is processed into a DSB, end resection by Mre11/Rad50 creates a 3’ overhang and the strands are coated with replication protein A (RPA), while resected ends are coated with the recombinase Dmc1.’ The correct version states ‘b Once the damage is processed into a DSB, end resection creates an overhang, and the strands are coated with replication protein A (RPA), and the recombinase Dmc1.’

The legend also incorrectly stated ‘Dark blue fragments on 3’ ends of the bottom figure represent Okazaki fragments.’ In the corrected version, ‘3’ has been removed.

This has been corrected in both the PDF and HTML versions of the Article.

Published online: 16 December 2021



Open Access This article is licensed under a Creative Commons Attribution 4.0 International License, which permits use, sharing, adaptation, distribution and reproduction in any medium or format, as long as you give appropriate credit to the original author(s) and the source, provide a link to the Creative Commons license, and indicate if changes were made. The images or other third party material in this article are included in the article's Creative Commons license, unless indicated otherwise in a credit line to the material. If material is not included in the article's Creative Commons license and your intended use is not permitted by statutory regulation or exceeds the permitted use, you will need to obtain permission directly from the copyright holder. To view a copy of this license, visit <http://creativecommons.org/licenses/by/4.0/>.

© The Author(s) 2021