










<https://doi.org/10.1038/s41467-021-22149-5>

OPEN

Author Correction: Bacterial variability in the mammalian gut captured by a single-cell synthetic oscillator

David T. Riglar , David L. Richmond , Laurent Potvin-Trottier , Andrew A. Verdegaal, Alexander D. Naydich, Somenath Bakshi , Emanuele Leoncini , Lorena G. Lyon, Johan Paulsson  & Pamela A. Silver 

Correction to: *Nature Communications* <https://doi.org/10.1038/s41467-019-12638-z>, published online 11 October 2019.

In the original version of the Supplementary Information provided with this Article, Supplementary Table 1 incorrectly provided the details for strain LPT239 as “*E. coli* MC4100 + pLPT234 + pLPT145” and for strain LPT320 as “*E. coli* MC4100 + pLPT234 + pLPT41”. The details for strain LPT239 should be “*E. coli* MC4100 + pLPT234 + pLPT41” and for strain LPT320 should be “*E. coli* MC4100 + pLPT234 + pLPT145”. This has been corrected in the HMTL version of the article and the correct table appended below:

Original

Supplementary Table 1: Strains used in this study.

Strain	Source	Details
LPT239	This study	<i>E. coli</i> MC4100 + pLPT234 + pLPT145
LPT320	This study	<i>E. coli</i> MC4100 + pLPT234 + pLPT41
LPT322	This study	<i>E. coli</i> MC4100 + pLPT234 + pLPT149
PAS715	This study	<i>E. coli</i> MG1655 DE(<i>lacI</i>) DE(<i>motA</i>) <i>rpsL</i> K42R + pLPT234 + pLPT145
PAS716	This study	<i>S. Typhimurium</i> LT2 + pLPT234 + pLPT145 (*streptomycin resistant through uncharacterized mutational selection).
PAS717	This study	<i>E. coli</i> Nissle 1917 DE(<i>lacI</i>) DE(<i>motA</i>) <i>rpsL</i> K42R + pLPT234 + pLPT145
PAS718	This study	<i>E. coli</i> MG1655 DE(<i>lacI</i>) DE(<i>motA</i>) <i>rpsL</i> K42R attTn7::pRNA1-mKate2 + pLPT234 + pLPT145

Corrected:

Supplementary Table 1: Strains used in this study.

Strain	Source	Details
LPT239	This study	<i>E. coli</i> MC4100 + pLPT234 + pLPT41
LPT320	This study	<i>E. coli</i> MC4100 + pLPT234 + pLPT145
LPT322	This study	<i>E. coli</i> MC4100 + pLPT234 + pLPT149
PAS715	This study	<i>E. coli</i> MG1655 DE(<i>lacI</i>) DE(<i>motA</i>) <i>rpsL</i> K42R + pLPT234 + pLPT145
PAS716	This study	<i>S. Typhimurium</i> LT2 + pLPT234 + pLPT145 (*streptomycin resistant through uncharacterized mutational selection).
PAS717	This study	<i>E. coli</i> Nissle 1917 DE(<i>lacI</i>) DE(<i>motA</i>) <i>rpsL</i> K42R + pLPT234 + pLPT145
PAS718	This study	<i>E. coli</i> MG1655 DE(<i>lacI</i>) DE(<i>motA</i>) <i>rpsL</i> K42R attTn7::pRNA1-mKate2 + pLPT234 + pLPT145

Published online: 16 March 2021

Additional information

Supplementary information The online version contains supplementary material available at <https://doi.org/10.1038/s41467-021-22149-5>.



Open Access This article is licensed under a Creative Commons Attribution 4.0 International License, which permits use, sharing, adaptation, distribution and reproduction in any medium or format, as long as you give appropriate credit to the original author(s) and the source, provide a link to the Creative Commons license, and indicate if changes were made. The images or other third party material in this article are included in the article's Creative Commons license, unless indicated otherwise in a credit line to the material. If material is not included in the article's Creative Commons license and your intended use is not permitted by statutory regulation or exceeds the permitted use, you will need to obtain permission directly from the copyright holder. To view a copy of this license, visit <http://creativecommons.org/licenses/by/4.0/>.

© The Author(s) 2021