













<https://doi.org/10.1038/s41467-021-22015-4>

OPEN

Author Correction: Deep muscle-proteomic analysis of freeze-dried human muscle biopsies reveals fiber type-specific adaptations to exercise training

A. S. Deshmukh , D. E. Steenberg , M. Hostrup , J. B. Birk , J. K. Larsen, A. Santos, R. Kjøbsted , J. R. Hingst, C. C. Schéele , M. Murgia , B. Kiens , E. A. Richter , M. Mann  & J. F. P. Wojtaszewski

Correction to: *Nature Communications* <https://doi.org/10.1038/s41467-020-20556-8>, published online 12 January 2021.

The originally published version of this Article contained an error in Figure 5. In panel 5g, a statistical significance line (indicating $P < 0.001$) was mistakenly positioned over the blue bars (Fast Pre, Fast Post), whereas it should have been positioned over the closed red and closed blue bars (Slow Post, Fast Post). The data were indicated correctly in the main text. This error has now been corrected in the PDF and HTML versions of the Article.

Published online: 05 March 2021



Open Access This article is licensed under a Creative Commons Attribution 4.0 International License, which permits use, sharing, adaptation, distribution and reproduction in any medium or format, as long as you give appropriate credit to the original author(s) and the source, provide a link to the Creative Commons license, and indicate if changes were made. The images or other third party material in this article are included in the article's Creative Commons license, unless indicated otherwise in a credit line to the material. If material is not included in the article's Creative Commons license and your intended use is not permitted by statutory regulation or exceeds the permitted use, you will need to obtain permission directly from the copyright holder. To view a copy of this license, visit <http://creativecommons.org/licenses/by/4.0/>.

© The Author(s) 2021