










<https://doi.org/10.1038/s41467-021-21616-3>

OPEN

Author Correction: Cryo-EM structure of trimeric *Mycobacterium smegmatis* succinate dehydrogenase with a membrane-anchor SdhF

Hongri Gong , Yan Gao, Xiaoting Zhou, Yu Xiao, Weiwei Wang, Yanting Tang, Shan Zhou, Yuying Zhang, Wenxin Ji, Lu Yu , Changlin Tian, Sin Man Lam, Guanghou Shui , Luke W. Guddat , Luet-Lok Wong , Quan Wang  & Zihe Rao 

Correction to: *Nature Communications* <https://doi.org/10.1038/s41467-020-18011-9>, published online 25 August 2020.

The original version of this Article contained an error in the second last sentence of the Results and discussion section ‘Purification and characterization of *M. smegmatis* Sdh2’, where the Sdh2 apparent catalytic constant (k_{cat}) value was incorrectly stated as $(3.16 \pm 0.07) \times 10^4 \text{ s}^{-1}$, rather than the correct value of $3.16 \pm 0.07 \text{ s}^{-1}$. The original version of this Article also contained an error in the Results and discussion section ‘QD-binding site contributes to the structure-based drug discovery’, where the k_{cat} values of the QD1 and QD mutants were incorrectly stated as $(2.16 \pm 0.04) \times 10^4 \text{ s}^{-1}$ and $(1.48 \pm 0.04) \times 10^4 \text{ s}^{-1}$, which has been corrected to $2.16 \pm 0.04 \text{ s}^{-1}$ and $1.48 \pm 0.04 \text{ s}^{-1}$, respectively. This has been corrected in both the PDF and HTML versions of the Article.

Published online: 23 February 2021



Open Access This article is licensed under a Creative Commons Attribution 4.0 International License, which permits use, sharing, adaptation, distribution and reproduction in any medium or format, as long as you give appropriate credit to the original author(s) and the source, provide a link to the Creative Commons license, and indicate if changes were made. The images or other third party material in this article are included in the article’s Creative Commons license, unless indicated otherwise in a credit line to the material. If material is not included in the article’s Creative Commons license and your intended use is not permitted by statutory regulation or exceeds the permitted use, you will need to obtain permission directly from the copyright holder. To view a copy of this license, visit <http://creativecommons.org/licenses/by/4.0/>.

© The Author(s) 2021