








<https://doi.org/10.1038/s41467-020-18385-w>

OPEN

# Publisher Correction: A glycoprotein B-neutralizing antibody structure at 2.8 Å uncovers a critical domain for herpesvirus fusion initiation

Stefan L. Oliver , Yi Xing, Dong-Hua Chen , Soung Hun Roh, Grigore D. Pintilie, David A. Bushnell , Marvin H. Sommer, Edward Yang, Andrea Carfi, Wah Chiu  & Ann M. Arvin 

Correction to: *Nature Communications* <https://doi.org/10.1038/s41467-020-17911-0>, published online 18 August 2020.

The original version of this Article contained errors in the author affiliations.

Yi Xing and Andrea Carfi were incorrectly associated with 'Division of Cryo-EM and Bioimaging SSRL, SLAC National Accelerator Laboratory, Menlo Park, CA 94025, USA' instead of the correct 'Syros Pharmaceuticals, Inc., Cambridge, MA 02140, USA' and 'Moderna, Cambridge, MA 02139, USA', respectively.

This has now been corrected in both the PDF and HTML versions of the Article.

Published online: 28 August 2020



**Open Access** This article is licensed under a Creative Commons Attribution 4.0 International License, which permits use, sharing, adaptation, distribution and reproduction in any medium or format, as long as you give appropriate credit to the original author(s) and the source, provide a link to the Creative Commons license, and indicate if changes were made. The images or other third party material in this article are included in the article's Creative Commons license, unless indicated otherwise in a credit line to the material. If material is not included in the article's Creative Commons license and your intended use is not permitted by statutory regulation or exceeds the permitted use, you will need to obtain permission directly from the copyright holder. To view a copy of this license, visit <http://creativecommons.org/licenses/by/4.0/>.

© The Author(s) 2020