

ARTICLE

<https://doi.org/10.1038/s41467-019-10941-3>

OPEN

# Disorder-induced nonlinear Hall effect with time-reversal symmetry

Z.Z. Du<sup>1,2,3</sup>, C.M. Wang<sup>1,2,4</sup>, Shuai Li<sup>1,2</sup>, Hai-Zhou Lu<sup>1,2,3,5</sup> & X.C. Xie<sup>6,7,8</sup>

The nonlinear Hall effect has opened the door towards deeper understanding of topological states of matter. Disorder plays indispensable roles in various linear Hall effects, such as the localization in the quantized Hall effects and the extrinsic mechanisms of the anomalous, spin, and valley Hall effects. Unlike in the linear Hall effects, disorder enters the nonlinear Hall effect even in the leading order. Here, we derive the formulas of the nonlinear Hall conductivity in the presence of disorder scattering. We apply the formulas to calculate the nonlinear Hall response of the tilted 2D Dirac model, which is the symmetry-allowed minimal model for the nonlinear Hall effect and can serve as a building block in realistic band structures. More importantly, we construct the general scaling law of the nonlinear Hall effect, which may help in experiments to distinguish disorder-induced contributions to the nonlinear Hall effect in the future.

<sup>1</sup>Shenzhen Institute for Quantum Science and Engineering and Department of Physics, Southern University of Science and Technology, Shenzhen 518055, China. <sup>2</sup>Shenzhen Key Laboratory of Quantum Science and Engineering, Shenzhen 518055, China. <sup>3</sup>Peng Cheng Laboratory, Shenzhen 518055, China. <sup>4</sup>Department of Physics, Shanghai Normal University, Shanghai 200234, China. <sup>5</sup>Tsung-Dao Lee Institute, Shanghai Jiao Tong University, Shanghai 200240, China. <sup>6</sup>International Center for Quantum Materials, School of Physics, Peking University, Beijing 100871, China. <sup>7</sup>Beijing Academy of Quantum Information Sciences, Beijing 100193, China. <sup>8</sup>CAS Center for Excellence in Topological Quantum Computation, University of Chinese Academy of Sciences, Beijing 100190, China. Correspondence and requests for materials should be addressed to H.-Z.L. (email: [luhz@sustech.edu.cn](mailto:luhz@sustech.edu.cn))

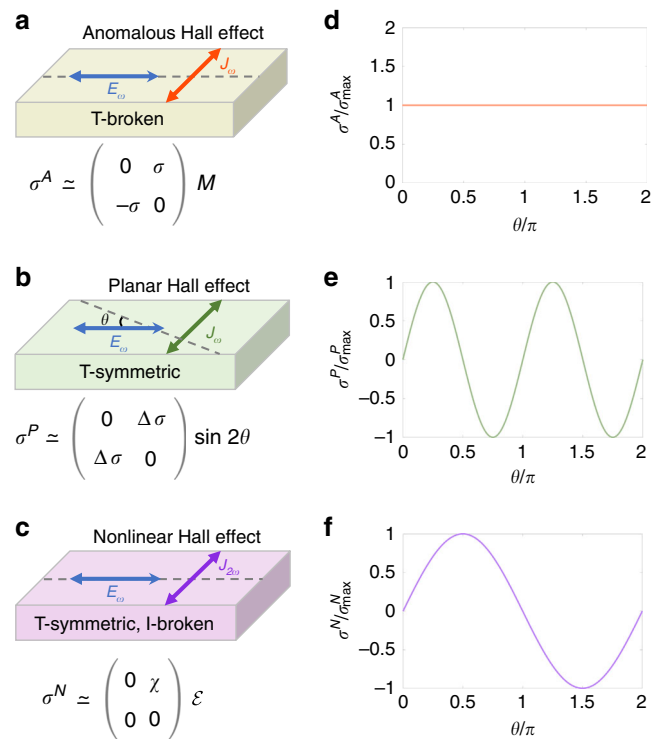
The Hall effects refer to a transverse voltage in response to a current applied in a sample of metal or semiconductor. The family of the classical and quantized Hall effects is one of the mainstays of modern condensed matter physics, leading to the full spectrum of the search on the topological states of matter and many practical applications<sup>1,2</sup>. All previous Hall effects are in the linear-response regime, that is, the transverse voltage is linearly proportional to the driving current, and a measurable Hall voltage requires that time-reversal symmetry is broken by magnetic fields or magnetism<sup>1-4</sup>. The recently discovered nonlinear Hall effect<sup>5-13</sup> does not need time-reversal symmetry breaking but inversion symmetry breaking, significantly different from the known linear Hall effects (Fig. 1). The linear Hall effects can be understood in terms of the Berry curvature<sup>14</sup>, which describes bending of a parameter space (real space, momentum space, any vector fields)<sup>15</sup>. This geometric description is of the same significance as the curved spacetime in the general theory of relativity. The nonlinear Hall effect depends on the higher-order properties of the Berry curvature, thus not only can bring our knowledge to the next level but also may help device applications. More importantly, by adjusting the measurements to the nonlinear regime, unconventional transport phenomena can be explored in a great number of emergent phenomena in which discrete and crystal symmetries are broken.

The disorder effects have been a large part of the research on the linear Hall effects, such as the localization in the quantized Hall effects<sup>16,17</sup>, the extrinsic mechanisms of the anomalous<sup>3</sup>, spin<sup>18</sup>, and valley<sup>19</sup> Hall effect, etc. The debate on the origin of the anomalous Hall effect lasted for one century, until recently the mechanisms are summarized in terms of intrinsic (disorder-free) and extrinsic (disorder-induced) contributions<sup>3</sup>. The quantitative agreement between theories and experiments shows that the disorder-induced contribution is comparably important<sup>20,21</sup>. In the nonlinear Hall effect, disorder is more important, because the effect always requires that the Fermi energy crosses an energy band, while on the Fermi surface the disorder scattering is inevitable and enters the nonlinear Hall effect even in the leading order. This is quite different from the disorder-free leading order in the linear Hall effects. How disorder contributes to the nonlinear Hall signal in a specific form remains unknown and is the focus of the investigations at this stage.

In this work, we use the Boltzmann formalism to derive the formulas of the nonlinear Hall conductivity in the presence of disorder scattering. The formulas can be applied to different models to calculate the nonlinear Hall responses. We apply the formula to the 2D tilted massive Dirac model. The model is a symmetry-allowed minimal model for the nonlinear Hall effect and can be used to understand the nonlinear Hall signals in realistic band structures<sup>12</sup>. Depending on roles of disorder scattering, we follow the convention to classify the nonlinear Hall conductivity into the intrinsic, side-jump, and skew-scattering contributions. The latter two are new findings to the framework of the nonlinear Hall effect and comparably important. The competition between the three contributions can induce a sign change in the nonlinear Hall signal. More importantly, we present the scaling laws of the nonlinear Hall effect, which help to identify distinct contributions and explain the temperature and thickness dependence in the experiments in the future.

## Results

**General formulas.** The nonlinear Hall effect is measured as zero- and double-frequency transverse electric currents driven by a low-frequency  $ac$  longitudinal electric field  $\mathbf{J}(\mathbf{E}) = -e \sum_l \dot{\mathbf{r}}_l f_l$  in the absence of a magnetic field, where the  $ac$  electric field  $\mathbf{E}(t) = \text{Re}\{\mathcal{E}e^{i\omega t}\}$  with the amplitude vector  $\mathcal{E}$  and frequency  $\omega$ . Here  $-e$



**Fig. 1** Comparison of the linear and nonlinear Hall effects in the absence of the magnetic field. Experimental setups and time-reversal symmetry of the anomalous (**a**), planar (**b**), and nonlinear Hall effects (**c**).  $\sigma^A$  is the anomalous Hall conductivity, which is always anti-symmetric<sup>3</sup>.  $M$  represents the magnetization.  $\sigma^P$  is the planar Hall conductivity.  $\Delta\sigma \equiv \sigma_{\parallel} - \sigma_{\perp}$ , where  $\sigma_{\parallel}$  and  $\sigma_{\perp}$  refer to the longitudinal conductivities along the two principal axes.  $\theta$  is the angle between the driving current and the  $\parallel$  principal axis (the dashed lines).  $\sigma^N$  is the nonlinear Hall conductivity, which is proportional to the magnitude of the driving electric field  $\mathcal{E}$ . The element of the nonlinear Hall response tensor  $\chi$  is due to inversion symmetry breaking along the dashed line. **d-f** Angular dependence can be used to distinguish the anomalous, planar, and nonlinear Hall effects

is the electron charge,  $l = (\eta, \mathbf{k})$  labels a state in band  $\eta$  with wave vector  $\mathbf{k}$  and  $f_l$  is the corresponding distribution function. The current up to the second-order of the  $ac$  electric field can be found as  $J_a = \text{Re}\{J_a^{(0)} + J_a^{(1)}e^{i\omega t} + J_a^{(2)}e^{i2\omega t}\}$ , with

$$J_a^{(0)} = \xi_{abc}\mathcal{E}_b\mathcal{E}_c^*, J_a^{(1)} = \sigma_{ab}\mathcal{E}_b, J_a^{(2)} = \chi_{abc}\mathcal{E}_b\mathcal{E}_c, \quad (1)$$

respectively, where  $\{a, b, c\} \in \{x, y, z\}$ . Table 1 summarizes our main results for the anomalous Hall response tensor  $\sigma_{ab}$  and the double-frequency nonlinear Hall response tensor  $\chi_{abc}$  (see Methods). We have assumed that  $\omega\tau \ll 1$ , because  $\omega$  is about tens of Hertz and the relaxation time  $\tau$  is about picoseconds in experiments. This low-frequency limit is one of the differences from the nonlinear optics. The disorder-induced zero-frequency response  $\xi_{abc}$  is identical with the double-frequency response  $\chi_{abc}$  in the  $\omega\tau \ll 1$  limit. Away from the  $\omega\tau \ll 1$  limit, the double- and zero-frequency nonlinear Hall conductivities have different frequency dependence, thus are different in general. For a complete description, we list the  $\omega$ -dependent full expressions with and without time-reversal symmetry (Supplementary Note 3), which would be helpful for understanding the recently proposed high-frequency rectification<sup>22</sup> and gyrotropic Hall effects<sup>23</sup>. According to how disorder works, the formulas are classified in terms of intrinsic (*in*), side-jump (*sj*), skew-scattering (*sk*) contributions. The formulas in Table 1 can be applied to different models to calculate the nonlinear Hall responses.

**Table 1 Formulas of the anomalous and nonlinear Hall responses in the  $\omega\tau \ll 1$  limit**

	Anomalous Hall response ( $e^2/h$ )	Nonlinear Hall response ( $e^3/2h^2$ )
Time-reversal symmetry	Broken	Preserved
Intrinsic	$\sigma_{ab}^{in} = -\sum_l \epsilon^{abc} \Omega_l^c f_l^{(0)}$	$\chi_{abc}^{in} = -\sum_l \epsilon^{acd} \Omega_l^d g_l^b$
Side-jump (velocity)	$\sigma_{ab}^{sj,1} = -\sum_l v_a^s g_l^b$	$\chi_{abc}^{sj,1} = -\sum_l \tau_l v_a^s \partial_c g_l^b$
Side-jump (distribution)	$\sigma_{ab}^{sj,2} = \sum_l v_b^s g_l^a$	$\chi_{abc}^{sj,2} = -\hbar \sum_l \tau_l \{ [\partial_a(\tau_l v_b^s)] + \tilde{\mathcal{M}}_l^{ac} \} v_l^b + \partial_c(\tau_l v_l^a) v_b^s \frac{\partial f_l^{(0)}}{\partial \epsilon_l}$
Intrinsic skew-scattering	$\sigma_{ab}^{sk,1} = -\sum_{ll'} \omega_{ll'}^g \mathcal{U}_{ll'}^a g_l^b$	$\chi_{abc}^{sk,1} = \sum_{ll'} \omega_{ll'}^g (\mathcal{U}_{ll'}^{ca} - \tau_l \mathcal{U}_{ll'}^a \partial_c) g_l^b$
Extrinsic skew-scattering	$\sigma_{ab}^{sk,2} = -\sum_{ll'} \omega_{ll'}^{ng} \mathcal{U}_{ll'}^a g_l^b$	$\chi_{abc}^{sk,2} = \sum_{ll'} \omega_{ll'}^{ng} (\mathcal{U}_{ll'}^{ca} - \tau_l \mathcal{U}_{ll'}^a \partial_c) g_l^b$

We refer to the leading-order of the nonlinear Hall conductivity as the intrinsic contribution, but it depends on the disorder scattering, quite different from the disorder-free intrinsic Hall conductivity. The side-jump and skew-scattering contributions are due to the coordinates shift and antisymmetric scattering, respectively. Here  $\epsilon^{abc}$  is the anti-symmetric tensor, we define  $\partial_a \equiv \partial/\partial k_a$ ,  $\partial_a \equiv \partial/\partial k_a$ , and  $g_l^a \equiv \tau_l \partial_{\epsilon_l} f_l^{(0)}$ .  $\tau_l$  is the general relaxation time and  $f_l^{(0)}$  is the Fermi distribution. The Berry curvature<sup>3,15</sup>  $\Omega_l^a = -2\epsilon^{abc} \sum_{r,s} \text{Im}(\langle l | \partial_b \tilde{H} | l' \rangle \langle l' | \partial_c \tilde{H} | l \rangle / (\epsilon_l - \epsilon_{l'})^2)$ , where  $|l\rangle$  is the eigenvector. The side-jump velocity  $v_a^s = \sum_r \omega_{lr}^s \partial_r^a$  and  $\tilde{\mathcal{M}}_l^{ac} \equiv \sum_{ll'} (\mathcal{M}_{ll'}^{ac} - \tilde{\mathcal{M}}_{ll'}^{ac}) \delta(\epsilon_l - \epsilon_{l'})$ , where  $\omega_{ll'}^s$  is the symmetric scattering rate, the coordinates shift<sup>28</sup>  $\delta_{ll'}^a = i(|l\rangle \partial_a |l\rangle - i|l'\rangle \partial_a |l'\rangle) - (\partial_a + \partial_a) \arg(V_{ll'})$  with  $V_{ll'} \equiv (|l\rangle V_{imp} |l'\rangle)$  and  $\tilde{\mathcal{M}}_{ll'}^{ac} \equiv (2\pi/\hbar) \partial_a(\tau_l |l\rangle \partial_r^a |l'\rangle)$ .  $\omega_{ll'}^g$  and  $\omega_{ll'}^{ng}$  refer to the Gaussian and non-Gaussian antisymmetric scattering rate,  $\mathcal{U}_{ll'}^a \equiv \tau_l v_l^a - \tau_{l'} v_{l'}^a$  and  $\tilde{\mathcal{U}}_{ll'}^{ac} \equiv \tau_l \partial_a(\tau_{l'} v_l^c) - \tau_{l'} \partial_c(\tau_l v_l^a)$

**Tilted 2D massive Dirac model.** Now we apply Table 1 to calculate the nonlinear Hall conductivity in the presence of disorder scattering, for the tilted 2D massive Dirac model (see Methods). The model gives the symmetry-allowed minimal description of the nonlinear Hall effect and can serve as a building block in realistic band structures<sup>12</sup>

$$\hat{H} = tk_x + v(k_x \sigma_x + k_y \sigma_y) + m\sigma_z, \tag{2}$$

where  $(k_x, k_y)$  are the wave vectors,  $(\sigma_x, \sigma_y, \sigma_z)$  are the Pauli matrices,  $t, v$ , and  $m$  are model parameters.  $t$  tilts the Dirac cone along the  $x$  direction. The time reversal of the model contributes equally to the Berry dipole, so it is enough to study this model only. For the disorder part, we assume a  $\delta$ -correlated spin independent random potential  $\hat{V}_{imp}(\mathbf{r}) = \sum_i V_i \delta(\mathbf{r} - \mathbf{R}_i)$  with both Gaussian  $\langle V_i^2 \rangle_{dis} = V_0^2$  and non-Gaussian correlations  $\langle V_i^3 \rangle_{dis} = V_1^3$ .

To have analytic expressions with intuitive insight, we assume that  $t \ll v$  and the relaxation time  $\tau$  is  $k$ -independent, i.e.,  $1/\tau = n_i V_0^2 (\epsilon_F^2 + 3m^2) / (4\hbar v^2 \epsilon_F)$ , where  $n_i$  is the impurity density (Supplementary Note 4). As functions of the Fermi energy  $\epsilon_F$ , we obtain the analytic expressions for the intrinsic

$$\chi_{yxx}^{in} = \frac{e^3}{h} \frac{tm}{n_i V_0^2} \frac{3v^2(\epsilon_F^2 - m^2)}{2\epsilon_F^3(\epsilon_F^2 + 3m^2)}, \tag{3}$$

side-jump

$$\chi_{yxx}^{sj} = \frac{e^3}{h} \frac{tm}{n_i V_0^2} \frac{v^2(\epsilon_F^2 - m^2)(\epsilon_F^2 - 25m^2)}{2\epsilon_F^3(\epsilon_F^2 + 3m^2)^2}, \tag{4}$$

and skew-scattering response functions

$$\begin{aligned} \chi_{yxx}^{sk,1} &= -\frac{e^3}{h} \frac{tm}{n_i V_0^2} \frac{v^2(\epsilon_F^2 - m^2)^2 (13\epsilon_F^2 + 77m^2)}{4\epsilon_F^3(\epsilon_F^2 + 3m^2)^3}, \\ \chi_{yxx}^{sk,2} &= -\frac{e^3}{h} \frac{tm}{n_i^2 V_0^6 / V_1^3} \frac{v^2(\epsilon_F^2 - m^2)^2 (5\epsilon_F^2 + 9m^2)}{\epsilon_F^2(\epsilon_F^2 + 3m^2)^3} \end{aligned} \tag{5}$$

up to the linear order in  $t$ .  $\chi_{xyy} = 0$  for each contribution, as required by mirror reflection symmetry  $k_y \leftrightarrow -k_y$ . According to the above analytic expressions, the side-jump ( $\chi^{sj}$ ) and intrinsic skew-scattering ( $\chi^{sk,1}$ ) contributions are of the same order with the intrinsic one ( $\chi^{in}$ ). The extrinsic skew-scattering ( $\chi^{sk,2}$ ) contribution is controlled by the relative scattering strength of the non-Gaussian scattering  $V_1^3$ . The factor  $\epsilon_F^2 - m^2$  in all the contributions secures that the nonlinear Hall conductivity vanishes at the band edge. It is interesting to note that the side-jump contribution dominates near the bottom of the band, which is consistent with the result of a recent work<sup>24</sup>. At higher  $\epsilon_F$ , the skew-scattering becomes the strongest contribution, which is similar to the behaviors in the anomalous Hall effect. All

contributions vanish as  $\epsilon_F \rightarrow \infty$ . These behaviors can be seen in Fig. 2e.

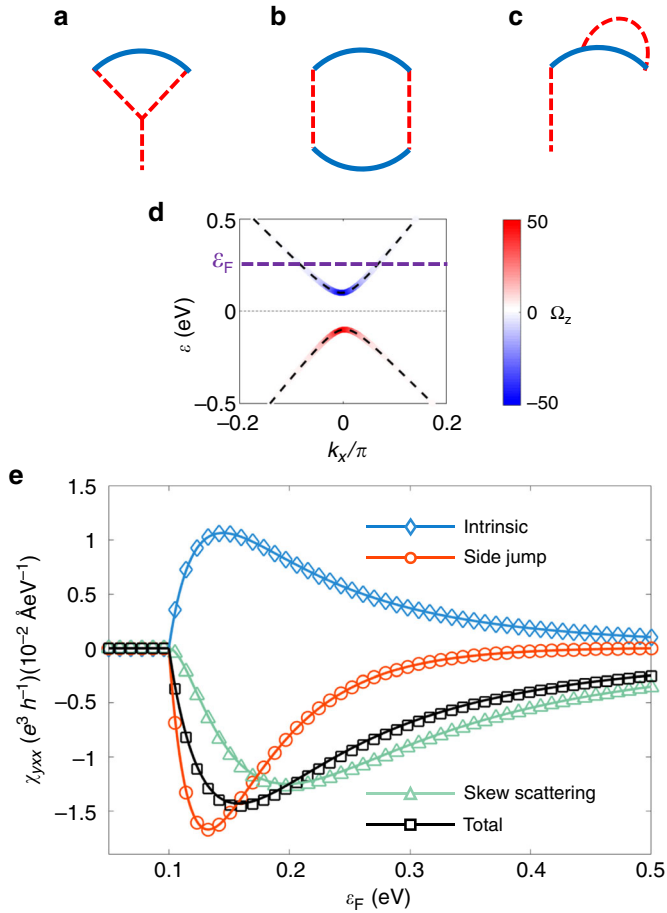
The zero-frequency nonlinear Hall response was not addressed experimentally. In the  $\omega\tau \ll 1$  limit,  $\xi_{yxx} = \chi_{yxx}$ . According to symmetry,  $\xi_{xyy} = 0$ . In the  $dc$  limit ( $\omega = 0$ ), the electric field becomes time independent  $E_a(t) = \mathcal{E}_a$ , and the nonlinear Hall response becomes a  $dc$  current  $J_a = (\xi_{abc} + \chi_{abc}) \mathcal{E}_b \mathcal{E}_c = 2\chi_{abc} \mathcal{E}_b \mathcal{E}_c$ , which means that for the Dirac model tilted along the  $x$  direction [Eq. (2)], an  $x$ -direction electric field can generate a  $dc$  nonlinear Hall current along the  $y$  direction. As a result, the measured Hall conductivity will be proportional to the electric field

$$\sigma_{yx}^N = 2\chi_{yxx} \mathcal{E}_x. \tag{6}$$

In contrast, if the electric field is along the  $y$  direction, there is no such a Hall signal because  $\chi_{xyy} = 0$ , as required by the  $y$ -direction mirror reflection symmetry. This indicates that the  $dc$  nonlinear Hall signal  $\sigma_{xy}^N$  has one-fold angular dependence<sup>11,12</sup>. This  $dc$  Hall signal can exist in the presence of time-reversal symmetry, which has been observed in the nonmagnetic Weyl-Kondo semimetal  $\text{Ce}_3\text{Bi}_4\text{Pd}_3$ <sup>25</sup>.

**Scaling law of the nonlinear Hall effect.** It is of fundamental importance to distinguish the different contributions to the nonlinear Hall signal in experiments. For the anomalous Hall effect, distinguishing different contributions is based on the scaling law of the transverse Hall signal to the longitudinal signal<sup>3,20,21,26</sup>. For the nonlinear Hall effect, a scaling law can be constructed as well. We adopt the quantity  $V_y^N / (V_x^L)^2 = \xi_{yxx} \rho_{xx}$  or  $\chi_{yxx} \rho_{xx}$  as the experimental scaling variable<sup>11,12</sup>, where  $V_y^N$  and  $V_x^L$  refer to the nonlinear Hall (zero- or double-frequency) and linear longitudinal voltage, respectively. To measure the nonzero  $\chi_{yxx}$ , the driving electric current is applied along the  $x$  direction and the nonlinear Hall voltage is measured along the  $y$  direction. An advantage of this variable is that the intrinsic and side-jump parts become disorder independent.

To account for multiple sources of scattering<sup>21,26</sup>, we consider the scaling law of nonlinear Hall effect in a general manner. For simplicity, we assume no correlation between different scattering sources, thus each source contributes to the total resistivity independently, as dictated by Matthiessen's rule  $\rho_{xx} = \sum_i \rho_i$ <sup>27</sup>, where  $\rho_i$  is the contribution of the  $i$ th type of disorder scattering to the longitudinal resistivity. According to Table 1, the general scaling law of the nonlinear Hall effect can be obtained as



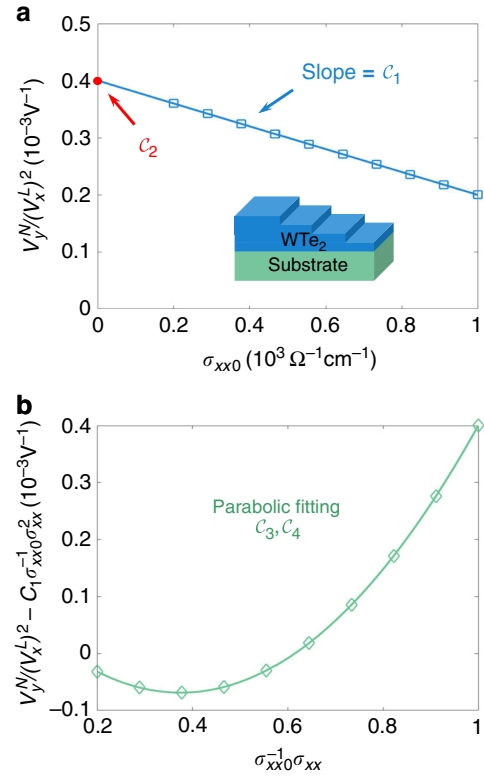
**Fig. 2** Nonlinear Hall response of 2D tilted massive Dirac model. Terms contributing to the antisymmetric part of the scattering rate  $\hat{w}_l^{(3)}$  (**a**) and  $\hat{w}_l^{(4)}$  (**b, c**). **d** The band structure with the intensity plot of the Berry curvature  $\Omega_z$ . **e** The intrinsic, side-jump, skew-scattering, and total contributions to nonlinear Hall conductivity  $\chi_{yxx}$  of the 2D tilted massive Dirac model at zero temperature with a constant relaxation time  $\tau$ . The markers are the numerical results and the solid lines are analytic results up to leading  $t$ . Parameters are chosen as  $t = 0.1 \text{ eV} \cdot \text{\AA}$ ,  $v = 1 \text{ eV} \cdot \text{\AA}$ ,  $m = 0.1 \text{ eV}$ ,  $n_i v_0^2 = 10^2 \text{ eV}^2 \cdot \text{\AA}^2$  and  $n_i v_1^3 = 10^4 \text{ eV}^3 \cdot \text{\AA}^4$

(Supplementary Note 5)

$$\frac{V_y^N}{(V_x^L)^2} = C^{in} + \sum_i C_i^{sj} \frac{\rho_i}{\rho_{xx}} + \sum_{ij} C_{ij}^{sk,1} \frac{\rho_i \rho_j}{\rho_{xx}^2} + \sum_{i \in S} C_i^{sk,2} \frac{\rho_i}{\rho_{xx}^2}. \quad (7)$$

Here the disorder-independent coefficients are for the intrinsic ( $C^{in}$ ), side-jump ( $C_i^{sj}$ ), intrinsic skew-scattering ( $C_{ij}^{sk,1}$ ), and extrinsic skew-scattering ( $C_{ij}^{sk,2}$ ) contributions, respectively.  $S$  stands for static disorder scattering sources<sup>21</sup>. To use Eq. (7), one needs to specify scattering sources. As an example, we consider two major scattering sources<sup>21</sup>, one static ( $i = 0$ ) and one dynamic ( $i = 1$ ), then the scaling law becomes

$$\frac{V_y^N}{(V_x^L)^2} = \frac{1}{\rho_{xx}^2} (C_1 \rho_{xx0} + C_2 \rho_{xx0}^2 + C_3 \rho_{xx0} \rho_{xxT} + C_4 \rho_{xxT}^2), \quad (8)$$



**Fig. 3** Scaling law of the nonlinear Hall effect. **a** Step 1. At zero temperature, fitting  $C_1$  and  $C_2$  with the data of  $V_y^N/(V_x^L)^2$  and  $\sigma_{xx0}$  for samples of different disorder strength (e.g., by changing the thickness<sup>20,21</sup>). Insert is the schematic of the WTe<sub>2</sub> multi-step sample. **b** Step 2. At finite temperatures, for a given sample of known  $\sigma_{xx0}$ , fitting  $C_3$  and  $C_4$  with the data of  $\sigma_{xx}$  at different temperatures.  $C_{1,2,3,4}$  can give most coefficients of physical meanings in Eq. (7)

with four scaling parameters

$$\begin{aligned} C_1 &= C^{sk,2}, \quad C_2 = C^{in} + C_0^{sj} + C_{00}^{sk,1}, \\ C_3 &= 2C^{in} + C_0^{sj} + C_1^{sj} + C_{01}^{sk,1}, \\ C_4 &= C^{in} + C_1^{sj} + C_{11}^{sk,1}. \end{aligned} \quad (9)$$

$C_{1,2,3,4}$  can be extracted from experiments<sup>20,21,26</sup>. Here  $\rho_{xx0}$  is the residual resistivity due to static impurities at zero temperature and  $\rho_{xxT} \equiv \rho_{xx} - \rho_{xx0}$  is due to dynamic disorders (e.g., phonons) at finite temperature.

In the zero-temperature limit ( $T \rightarrow 0$ ), we can approximate that  $\rho_{xxT} \simeq 0$  and  $\rho_{xx} \simeq \rho_{xx0} = \sigma_{xx0}^{-1}$ , then the scaling law becomes  $V_y^N/(V_x^L)^2 \simeq C_1 \sigma_{xx0} + C_2$ , which indicates a linear scaling behavior as shown in Fig. 3a. Fitting the experimental data using this relation, the extrinsic skew-scattering coefficient  $C^{sk,2}$  can be experimentally extracted from the total nonlinear Hall conductivity (e.g., by using multi-step samples<sup>20,21,26</sup>). Furthermore, at finite temperatures, it is more convenient to rewrite the scaling law into

$$\begin{aligned} \frac{V_y^N}{(V_x^L)^2} - C_1 \sigma_{xx0}^{-1} \sigma_{xx}^2 &\simeq (C_2 + C_4 - C_3) \sigma_{xx0}^{-2} \sigma_{xx}^2 \\ &+ (C_3 - 2C_4) \sigma_{xx0}^{-1} \sigma_{xx} + C_4. \end{aligned} \quad (10)$$

In this case, the proper scaling variable becomes  $V_y^N/(V_x^L)^2 - C_1 \sigma_{xx0}^{-1} \sigma_{xx}^2$ , which is a parabolic function of  $\sigma_{xx0}^{-1} \sigma_{xx}$  thus indicates a scaling behavior shown in Fig. 3b. By fitting the



experimental data with the parabolic function, one can in principle extract the information of the rest scaling parameters, as shown in Fig. 3. Equation (10) can be reorganized as  $V_y^N / (V_x^L)^2 - C_1 \sigma_{xx}^{-1} \sigma_{xx}^2 \simeq (C_2 - C_4) \sigma_{xx}^{-2} \sigma_{xx}^2 + (C_3 - 2C_4) (\sigma_{xx}^{-1} \sigma_{xx} - \sigma_{xx}^{-2} \sigma_{xx}^2) + C_4$ . In the anomalous Hall effect, the second term on the right has been argued to be negligible in both the high-temperature limit ( $\sigma_{xx0} \gg \sigma_{xx}$ ) and the low-temperature limit ( $\sigma_{xx0} \simeq \sigma_{xx}$ )<sup>20</sup>. This linear scaling behavior has been observed in thin films of WTe<sub>2</sub><sup>11</sup>. Nevertheless, Eq. (10) shows that the linear scaling behavior with  $\sigma_{xx}^2$  may become invalid in the high-conductivity regime<sup>21,26</sup>. In the nonmagnetic Weyl-Kondo semimetal Ce<sub>3</sub>Bi<sub>4</sub>Pd<sub>3</sub>, a linear scaling behavior of  $\sigma_{xy}^N$  is observed as a function of  $\sigma_{xx}$ <sup>25</sup>. The scaling law of voltages in Eq. (10) can be written into the scaling law of the nonlinear Hall conductivity

$$\sigma_{xy}^N \simeq C_1 \sigma_{xx0}^{-1} \sigma_{xx}^3 + (C_2 - C_3 + C_4) \sigma_{xx0}^{-2} \sigma_{xx}^3 + (C_3 - 2C_4) \sigma_{xx0}^{-1} \sigma_{xx}^2 + C_4 \sigma_{xx}, \quad (11)$$

for a fixed electric field. According to the conductivity scaling law, the observed linear behavior<sup>25</sup> indicates the dominance of the scaling parameter  $C_4$ . According to Eq. (9),  $C_4$  is contributed mainly by the intrinsic mechanism and the dynamical scattering processes (e.g., Fig. 2b, c).

## Methods

**Boltzmann formalism in the nonlinear regime.** In the Boltzmann formalism, the distribution function  $f_i$  can be found from the standard Boltzmann equation<sup>27</sup>, which reads

$$\frac{\partial f_i}{\partial t} + \dot{\mathbf{k}} \cdot \frac{\partial f_i}{\partial \mathbf{k}} = \mathcal{I}_{el} \{f_i\} \quad (12)$$

in the spatially uniform case. Here  $\mathcal{I}_{el} \{f_i\}$  represents the elastic disorder scattering by static defects or impurities. The elastic disorder scattering can be decomposed as the intrinsic, side-jump, and skew-scattering parts (Supplementary Note 1)

$$\mathcal{I}_{el} \{f_i\} = \mathcal{I}_{el}^{in} \{f_i\} + \mathcal{I}_{el}^{sj} \{f_i\} + \mathcal{I}_{el}^{sk} \{f_i\}. \quad (13)$$

The intrinsic part is contributed by symmetric scatterings, in which incoming and outgoing states are reversible in a scattering event. The side-jump part is resulting from the coordinates shift during scattering processes. The skew-scattering part is contributed by anti-symmetric scatterings, in which exchanging the incoming and outgoing states yields a minus sign. Specifically,

$\mathcal{I}_{el}^{in} \{f_i\} = -\sum_r \omega_{ir}^{sj} (f_i - f_r)$ ,  $\mathcal{I}_{el}^{sj} \{f_i\} = -e\mathbf{E} \cdot \sum_r \mathbf{O}_{ir} (f_i - f_r)$ ,  $\mathcal{I}_{el}^{sk} \{f_i\} = -\sum_r \omega_{ir}^{sk} (f_i + f_r)$ , where  $\omega_{ir}^{sj}$  and  $\omega_{ir}^{sk}$  represent the symmetric and antisymmetric parts of the scattering rate  $\omega_{ir} = (2\pi/\hbar) |T_{ir}|^2 \delta(\epsilon_i - \epsilon_r)$  with  $T_{ir}$  representing the T-matrix<sup>27</sup>.  $\mathbf{O}_{ir} \equiv (2\pi/\hbar) |T_{ir}|^2 \delta\mathbf{r}_{ir} \frac{\partial}{\partial \epsilon_i} \delta(\epsilon_i - \epsilon_r)$ , where the coordinates shift  $\delta\mathbf{r}_{ir}$  is defined in Table 1. The expression of  $\dot{\mathbf{r}}_i$  and  $\dot{\mathbf{k}}$  can be found from the semiclassical equations of motion<sup>15,28</sup>

$$\dot{\mathbf{r}}_i = \mathbf{v}_i - \dot{\mathbf{k}} \times \boldsymbol{\Omega}_i + \mathbf{v}_i^{sj}, \quad \dot{\mathbf{k}} = -\frac{e}{\hbar} \mathbf{E}, \quad (14)$$

where  $\mathbf{v}_i = \partial \epsilon_i / \hbar \partial \mathbf{k}$  is the group velocity,  $\boldsymbol{\Omega}_i$  is the Berry curvature<sup>15</sup>, and  $\mathbf{v}_i^{sj}$  is the side-jump velocity<sup>28</sup> (see Table 1). To solve the Boltzmann equations up to the second order of  $\mathbf{E}$ , we adopt the relaxation time approximation<sup>27</sup> for the intrinsic scattering parts  $\mathcal{I}_{el}^{in} \{f_i\} = (f_i^{(0)} - f_i) / \tau_i$ , where  $f_i^{(0)}$  is the Fermi distribution function and  $\tau_i$  represents the relaxation time. Usually, in good metal regime,  $\tau_i$  is treated as a constant that can be determined by experiments. For systems with large anisotropy,  $\tau_i$  can have a significant angular dependence<sup>29,30</sup>. With the above equations, the current up to the second-order responses to the  $ac$  electric field can be obtained.

**Tilted 2D massive Dirac model with disorder.** We use the tilted 2D massive Dirac model in Eq. (2) to calculate the nonlinear Hall conductivity in Fig. 2. The model describes two energy bands (denoted as  $\pm$ ) with the band dispersions  $\epsilon_{\mathbf{k}}^{\pm} = t k_x \pm [v^2 k^2 + m^2]^{1/2}$ , where  $k^2 \equiv k_x^2 + k_y^2$ . In the  $x$ - $y$  plane, the Berry curvature behaves like a pseudoscalar, with only the  $z$  component

$$\Omega_{\pm, \mathbf{k}}^z = \mp m v^2 / [2(v^2 k^2 + m^2)^{3/2}].$$

To consider the disorder effect, we expanded the scattering rate up to the fourth order in the disorder strength as  $\omega_{ir} = \omega_{ir}^{(2)} + \omega_{ir}^{(3)} + \omega_{ir}^{(4)}$ . Here  $\omega_{ir}^{(2)}$  is pure symmetric and of order  $n_i V_0^2$  with  $n_i$  refers to the concentration of disorder.

Figure 2a corresponds to the contribution to  $\omega_{ir}^{(3)}$ , which is non-Gaussian and of order  $n_i V_1^3$ . Figure 2b, c corresponds to  $\omega_{ir}^{(4)}$  within non-crossing approximation,

which is Gaussian and of order  $n_i^2 V_0^4$ . Thus,  $\omega_{ir}^{(2)}$  is the leading symmetric contribution,  $\omega_{ir}^{(3)}$  and  $\omega_{ir}^{(4)}$  contain the leading non-Gaussian and Gaussian antisymmetric contribution to the scattering rate. Considering all the leading contributions, we identify that  $\omega_{ir}^{sj} = \omega_{ir}^{(2)}$  and  $\omega_{ir}^{as} = \omega_{ir}^{(3a)} + \omega_{ir}^{(4a)}$ , where  $\omega_{ir}^{(3a)}$  and  $\omega_{ir}^{(4a)}$  represent the antisymmetric parts of the third and fourth order scattering rate, respectively (Supplementary Note 4).

## Data availability

The data that support the plots within this paper and other findings of this study are available from the corresponding author upon reasonable request.

## Code availability

The code that is deemed central to the conclusions is available from the corresponding author upon reasonable request.

Received: 27 March 2019 Accepted: 12 June 2019

Published online: 11 July 2019

## References

- Klitzing, K. V., Dorda, G. & Pepper, M. New method for high-accuracy determination of the fine-structure constant based on quantized Hall resistance. *Phys. Rev. Lett.* **45**, 494–497 (1980).
- Cage, M. E. et al. *The Quantum Hall Effect* (Springer Science & Business Media, Berlin 2012).
- Nagaosa, N., Sinova, J., Onoda, S., MacDonald, A. H. & Ong, N. P. Anomalous Hall effect. *Rev. Mod. Phys.* **82**, 1539–1592 (2010).
- Yasuda, K. et al. Geometric Hall effects in topological insulator heterostructures. *Nat. Phys.* **12**, 555 (2016).
- Sodemann, I. & Fu, L. Quantum nonlinear Hall effect induced by Berry curvature dipole in time-reversal invariant materials. *Phys. Rev. Lett.* **115**, 216806 (2015).
- Low, T., Jiang, Y. & Guinea, F. Topological currents in black phosphorus with broken inversion symmetry. *Phys. Rev. B* **92**, 235447 (2015).
- Facio, J. I. et al. Strongly enhanced Berry dipole at topological phase transitions in BiTeI. *Phys. Rev. Lett.* **121**, 246403 (2018).
- You, J.-S., Fang, S., Xu, S.-Y., Kaxiras, E. & Low, T. Berry curvature dipole current in the transition metal dichalcogenides family. *Phys. Rev. B* **98**, 121109 (2018).
- Zhang, Y., van den Brink, J., Felser, C. & Yan, B. Electrically tuneable nonlinear anomalous Hall effect in two-dimensional transition-metal dichalcogenides WTe<sub>2</sub> and MoTe<sub>2</sub>. *2D Mater.* **5**, 044001 (2018).
- Ma, Q. et al. Observation of the nonlinear Hall effect under time-reversal-symmetric conditions. *Nature* **565**, 337 (2018).
- Kang, K., Li, T., Sohn, E., Shan, J. & Mak, K. F. Observation of the nonlinear anomalous Hall effect in 2D WTe<sub>2</sub>. *Nat. Mater.* **18**, 324–328 (2019).
- Du, Z. Z., Wang, C. M., Lu, H.-Z. & Xie, X. C. Band signatures for strong nonlinear Hall effect in bilayer WTe<sub>2</sub>. *Phys. Rev. Lett.* **121**, 266601 (2018).
- Zhou, B. T., Zhang, C.-P. & Law, K. Highly tunable nonlinear Hall effects induced by spin-orbit couplings in strained polar transition-metal dichalcogenides. *arXiv:1903.11958* <https://arxiv.org/abs/1903.11958> (2019).
- Thouless, D. J., Kohmoto, M., Nightingale, M. P. & den Nijs, M. Quantized Hall conductance in a two-dimensional periodic potential. *Phys. Rev. Lett.* **49**, 405–408 (1982).
- Xiao, D., Chang, M. C. & Niu, Q. Berry phase effects on electronic properties. *Rev. Mod. Phys.* **82**, 1959–2007 (2010).
- von Klitzing, K. et al. *The Quantum Hall Effect*. (Springer-Verlag, New York, 1990).
- Chang, C.-Z. et al. Experimental observation of the quantum anomalous Hall effect in a magnetic topological insulator. *Science* **340**, 167–170 (2013).
- Sinova, J., Valenzuela, S. O., Wunderlich, J., Back, C. H. & Jungwirth, T. Spin Hall effects. *Rev. Mod. Phys.* **87**, 1213–1260 (2015).
- Mak, K. F., McGill, K. L., Park, J. & McEuen, P. L. The valley Hall effect in MoS<sub>2</sub> transistors. *Science* **344**, 1489–1492 (2014).
- Tian, Y., Ye, L. & Jin, X. Proper scaling of the anomalous Hall effect. *Phys. Rev. Lett.* **103**, 087206 (2009).
- Hou, D. et al. Multivariable scaling for the anomalous Hall effect. *Phys. Rev. Lett.* **114**, 217203 (2015).
- Isobe, H., Xu, S.-Y. & Fu, L. High-frequency rectification via chiral electrons in nonlinear crystals. *arXiv:1812.08162* <https://arxiv.org/abs/1812.08162> (2018).
- König, E. J., Dzero, M., Levchenko, A. & Pesin, D. A. Gyrotropic Hall effect in Berry-curved materials. *Phys. Rev. B* **99**, 155404 (2019).
- Nandy, S. & Sodemann, I. Symmetry and quantum kinetics of the non-linear Hall effect. *arXiv:1901.04467* <https://arxiv.org/abs/1901.04467> (2019).

25. Dzsaber, S. et al. Giant spontaneous Hall effect in a nonmagnetic Weyl–Kondo semimetal. *arXiv:1811.02819* <https://arxiv.org/abs/1811.02819> (2018).
26. Yue, D. & Jin, X. Towards a better understanding of the anomalous Hall effect. *J. Phys. Soc. Jpn.* **86**, 011006 (2016).
27. Mahan, G. D. *Many-Particle Physics* (Plenum Press, New York 1990).
28. Sinitsyn, N. Semiclassical theories of the anomalous Hall effect. *J. Phys. Condens. Matter* **20**, 023201 (2008).
29. Schliemann, J. & Loss, D. Anisotropic transport in a two-dimensional electron gas in the presence of spin–orbit coupling. *Phys. Rev. B* **68**, 165311 (2003).
30. Xiao, C., Li, D. & Ma, Z. Role of band-index-dependent transport relaxation times in anomalous Hall effect. *Phys. Rev. B* **95**, 035426 (2017).

### Acknowledgements

The authors thank insightful discussions with Huimei Liu and Cong Xiao. This work was supported by the Strategic Priority Research Program of Chinese Academy of Sciences (Grant No. XDB28000000), the National Basic Research Program of China (Grant No. 2015CB921102), the National Key R&D Program (Grant No. 2016YFA0301700), the Guangdong Innovative and Entrepreneurial Research Team Program (Grant No. 2016ZT06D348), the National Natural Science Foundation of China (Grant Nos. 11534001, 11474005, 11574127), and the Science, Technology and Innovation Commission of Shenzhen Municipality (Grant Nos. ZDSYS20170303165926217, JCYJ20170412152620376, KYTDPT20181011104202253). The numerical calculations were supported by Center for Computational Science and Engineering of Southern University of Science and Technology.

### Author contributions

Z.Z.D. did the calculations with assistance from C.M.W., S.L., and H.-Z.L. Z.Z.D. and H.-Z.L. wrote the manuscript with assistance from C.M.W., S.L., and X.C.X. H.-Z.L. and X.C.X. supervised the project.

### Additional information

**Supplementary Information** accompanies this paper at <https://doi.org/10.1038/s41467-019-10941-3>.

**Competing interests:** The authors declare no competing interests.

**Reprints and permission** information is available online at <http://npg.nature.com/reprintsandpermissions/>

**Peer review information:** *Nature Communications* thanks the anonymous reviewer(s) for their contribution to the peer review of this work.

**Publisher's note:** Springer Nature remains neutral with regard to jurisdictional claims in published maps and institutional affiliations.



**Open Access** This article is licensed under a Creative Commons Attribution 4.0 International License, which permits use, sharing, adaptation, distribution and reproduction in any medium or format, as long as you give appropriate credit to the original author(s) and the source, provide a link to the Creative Commons license, and indicate if changes were made. The images or other third party material in this article are included in the article's Creative Commons license, unless indicated otherwise in a credit line to the material. If material is not included in the article's Creative Commons license and your intended use is not permitted by statutory regulation or exceeds the permitted use, you will need to obtain permission directly from the copyright holder. To view a copy of this license, visit <http://creativecommons.org/licenses/by/4.0/>.

© The Author(s) 2019