






DOI: 10.1038/s41467-018-02945-2

OPEN

Author Correction: Induced unconventional superconductivity on the surface states of Bi_2Te_3 topological insulator

Sophie Charpentier¹, Luca Galletti ¹, Gunta Kunakova^{1,2}, Riccardo Arpaia ¹, Yuxin Song ^{1,3}, Reza Baghdadi¹, Shu Min Wang^{1,3}, Alexei Kalaboukhov¹, Eva Olsson ⁴, Francesco Tafuri^{5,6}, Dmitry Golubev⁷, Jacob Linder⁸, Thilo Bauch¹ & Floriana Lombardi ¹


Correction to: *Nature Communications* <https://doi.org/10.1038/s41467-017-02069-z>, published online 08 Dec 2017

The original version of this Article contained an error in Fig. 6b. In the top scattering process, while the positioning of both arrows was correct, the colours were switched: the first arrow was red and the second arrow was blue, rather than the correct order of blue then red.

Correspondingly, the caption to Fig. 6b incorrectly stated “The occurrence of scattering at the pyramid corners and/or at the merging points of two pyramidal domains, in the N region of the junction, makes quasiparticle trajectories emerging from a negative p_y lobe (blue arrow) on one side of the junction to couple with trajectories that probe the negative p_y lobe (red arrow) on the other side of the junction” instead of the correct “The occurrence of scattering at the pyramid corners and/or at the merging points of two pyramidal domains, in the N region of the junction, makes quasiparticle trajectories emerging from a negative p_y lobe (blue arrow) on one side of the junction to couple with trajectories that probe the positive p_y lobe (red arrow) on the other side of the junction.”

Also, for clarity, labels “ π ” and “0” have been added to the top and bottom scattering path, respectively.

This has now been corrected in both the PDF and HTML versions of the Article.

 **Open Access** This article is licensed under a Creative Commons Attribution 4.0 International License, which permits use, sharing, adaptation, distribution and reproduction in any medium or format, as long as you give appropriate credit to the original author(s) and the source, provide a link to the Creative Commons license, and indicate if changes were made. The images or other third party material in this article are included in the article's Creative Commons license, unless indicated otherwise in a credit line to the material. If material is not included in the article's Creative Commons license and your intended use is not permitted by statutory regulation or exceeds the permitted use, you will need to obtain permission directly from the copyright holder. To view a copy of this license, visit <http://creativecommons.org/licenses/by/4.0/>.

© The Author(s) 2018

¹Department of Microtechnology and Nanoscience, Chalmers University of Technology, SE-41296 Göteborg, Sweden. ²Institute of Chemical Physics, University of Latvia, 19 Raina Boulevard, Riga LV-1586 Latvia. ³Shanghai Institute of Microsystem and Information Technology, Chinese Academy of Sciences, 865 Changning Road, CN-200050 Shanghai, China. ⁴Department of Applied Physics, Chalmers University of Technology, SE-41296 Göteborg, Sweden. ⁵Dipartimento di Fisica E. Pancini, Università di Napoli Federico II, IT-80126 Napoli NA, Italy. ⁶CNR-SPIN Institute of Superconductors, Innovative Materials and Devices, IT-80125 Napoli NA, Italy. ⁷Department of Applied Physics, Aalto University School of Science, P.O. Box 13500FI-00076 Aalto, Finland. ⁸Department of Physics, QuSpin Center of Excellence, Norwegian University of Science and Technology, N-7491 Trondheim, Norway. S. Charpentier and L. Galletti contributed equally to this work. Correspondence and requests for materials should be addressed to F.L. (email: floriana.lombardi@chalmers.se)