







CORRECTION



Correction: The 5 min meta-analysis: understanding how to read and interpret a forest plot

Yaping Chang , Mark R. Phillips , Robyn H. Guymer , Lehana Thabane , Mohit Bhandari , Varun Chaudhary  and on behalf of the R.E.T.I.N.A. study group*

© The Author(s), under exclusive licence to The Royal College of Ophthalmologists 2023

Eye (2023) 37:3704; <https://doi.org/10.1038/s41433-023-02493-0>

Correction to: *Eye* <https://doi.org/10.1038/s41433-021-01867-6>, published online 05 January 2022

corrected to read “In our example, Study #3 only studied patients who were equal and below 65 years”. The original article has been corrected.

In part “TIP 4: UNDERSTAND SUBGROUPS”, the phrase “In our example, Study #3 only studied patients over 65 years” was

*A list of authors and their affiliations appears online.

Published online: 8 May 2023