







## CORRECTION



# Correction: Dutch Pharmacogenetics Working Group (DPWG) guideline for the gene–drug interaction between *UGT1A1* and irinotecan

Emma C. Hulshof , Maarten J. Deenen, Marga Nijenhuis , Bianca Soree, Nienke J. de Boer-Veger, Anne-Marie Buunk, Elisa J. F. Houwink , Arne Risselada, Gerard A. P. J. M. Rongen, Ron H. N. van Schaik, Daan J. Touw , Jan van der Weide, Roos van Westrheden , Vera H. M. Deneer, Henk-Jan Guchelaar and Jesse J. Swen 

© The Author(s), under exclusive licence to European Society of Human Genetics 2023

*European Journal of Human Genetics* (2023) 31:1088–1089; <https://doi.org/10.1038/s41431-023-01315-x>

Correction to: *European Journal of Human Genetics* <https://doi.org/10.1038/s41431-022-01243-2>, published online 28 November 2022

(rs number variants). Supplementary Table 3 has been simplified and updated accordingly.

Supplementary Table 3 contained two incorrectly predicted phenotypes based on the described genetic variant combinations

**Supplementary Table 3.** Genotype to predicted phenotype translation to be programmed into laboratory information system.

Genotype	rs number variants	Nucleotide at position	Predicted phenotype
<i>UGT1A1</i> : WILDTYPE/WILDTYPE	<i>UGT1A1</i> _rs35350960 <i>UGT1A1</i> _rs4148323 <i>UGT1A1</i> _rs8175347	C:C G:G -:-	*1/*1 (TA6/TA6)
<i>UGT1A1</i> :*28/*37/*28/*37	<i>UGT1A1</i> _rs35350960 <i>UGT1A1</i> _rs4148323 <i>UGT1A1</i> _rs8175347	C:C G:G TA:TA	*28/*28 (TA7/TA7)
<i>UGT1A1</i> :WILDTYPE/*28/*37	<i>UGT1A1</i> _rs35350960 <i>UGT1A1</i> _rs4148323 <i>UGT1A1</i> _rs8175347	C:C G:G -:TA	*1/*28 (TA6/TA7)
<i>UGT1A1</i> :*27/*27	<i>UGT1A1</i> _rs35350960 <i>UGT1A1</i> _rs4148323 <i>UGT1A1</i> _rs8175347	A:A G:G -:-	PM otherwise
<i>UGT1A1</i> :WILDTYPE/*27	<i>UGT1A1</i> _rs35350960 <i>UGT1A1</i> _rs4148323 <i>UGT1A1</i> _rs8175347	C:A G:G -:-	IM otherwise
<i>UGT1A1</i> :WILDTYPE/*27_WILDTYPE/*28/*37	<i>UGT1A1</i> _rs35350960 <i>UGT1A1</i> _rs4148323 <i>UGT1A1</i> _rs8175347	C:A G:G -:TA	PM otherwise
<i>UGT1A1</i> :*6/*6	<i>UGT1A1</i> _rs35350960 <i>UGT1A1</i> _rs4148323 <i>UGT1A1</i> _rs8175347	C:C A:A -:-	PM otherwise
<i>UGT1A1</i> :WILDTYPE/*6	<i>UGT1A1</i> _rs35350960 <i>UGT1A1</i> _rs4148323 <i>UGT1A1</i> _rs8175347	C:C G:A -:-	IM otherwise
<i>UGT1A1</i> :WILDTYPE/*6_WILDTYPE/*28/*37	<i>UGT1A1</i> _rs35350960 <i>UGT1A1</i> _rs4148323 <i>UGT1A1</i> _rs8175347	C:C G:A -:TA	PM otherwise
<i>UGT1A1</i> :WILDTYPE/*27_WILDTYPE/*6	<i>UGT1A1</i> _rs35350960 <i>UGT1A1</i> _rs4148323 <i>UGT1A1</i> _rs8175347	C:A G:A -:-	PM otherwise

This table includes *UGT1A1* alleles with a minor allele frequency  $\geq$  1% in either the White, African or Asian population.

According to the allele definition table of PharmGKB, there is no allele including two of the polymorphisms (<https://www.pharmgkb.org/haplotype/PA166115865>, accessed on 16 December 2022). This suggests that alleles including two or more of these polymorphisms are either very rare or non-existent. For this reason,

genotypes with 3 or 4 polymorphisms were not included in the translation table. In addition, in compound heterozygotes, both polymorphisms were considered to be on different alleles.

#### **COMPETING INTERESTS**

The authors declare no competing interests.