




CORRECTION OPEN



Author Correction: Evolutionarily conservative and non-conservative regulatory networks during primate interneuron development revealed by single-cell RNA and ATAC sequencing

Ziqi Zhao, Dan Zhang, Fuqiang Yang, Mingrui Xu, Shaoli Zhao, Taotao Pan, Chuanyu Liu, Yongjie Liu, Qingfeng Wu , Qiang Tu, Ping Zhou, Rong Li, Jia Kang, Lan Zhu, Fei Gao , Yaqing Wang and Zhiheng Xu 

© The Author(s) 2022

Cell Research (2023) 33:569–573; <https://doi.org/10.1038/s41422-022-00757-0>

Correction to: *Cell Research* <https://doi.org/10.1038/s41422-022-00635-9>, published online 10 March 2022

We found that the information in the original Supplementary Figs. S2–S4 was not fully displayed due to an error in the image upload.

The correct images are shown below for better display. These corrections do not affect the description of the results or the conclusion of this work. No change of the original figure legends is needed. We apologize for the mistake. The original article has been corrected.

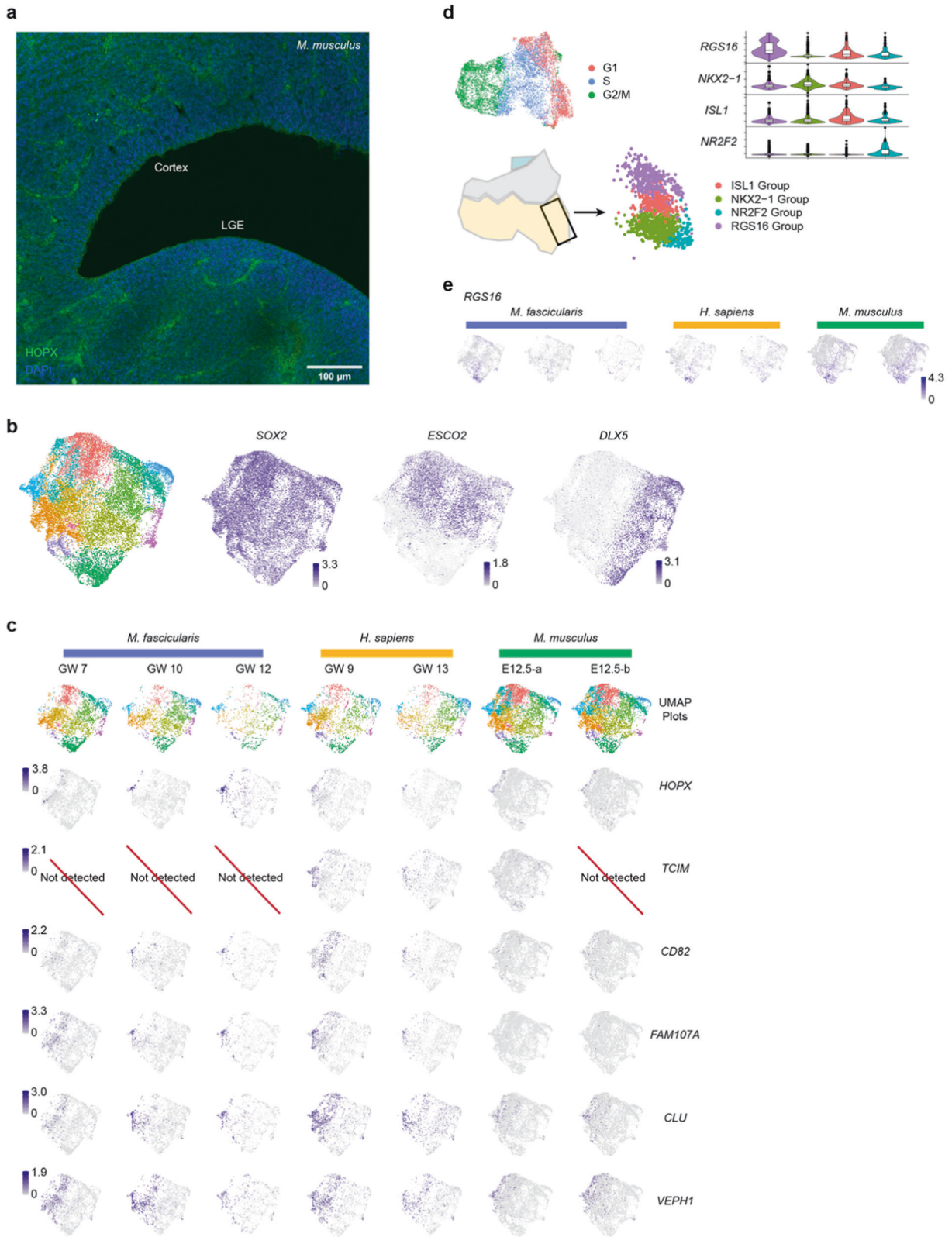


Fig. S2 Transcriptional features of progenitors in different species

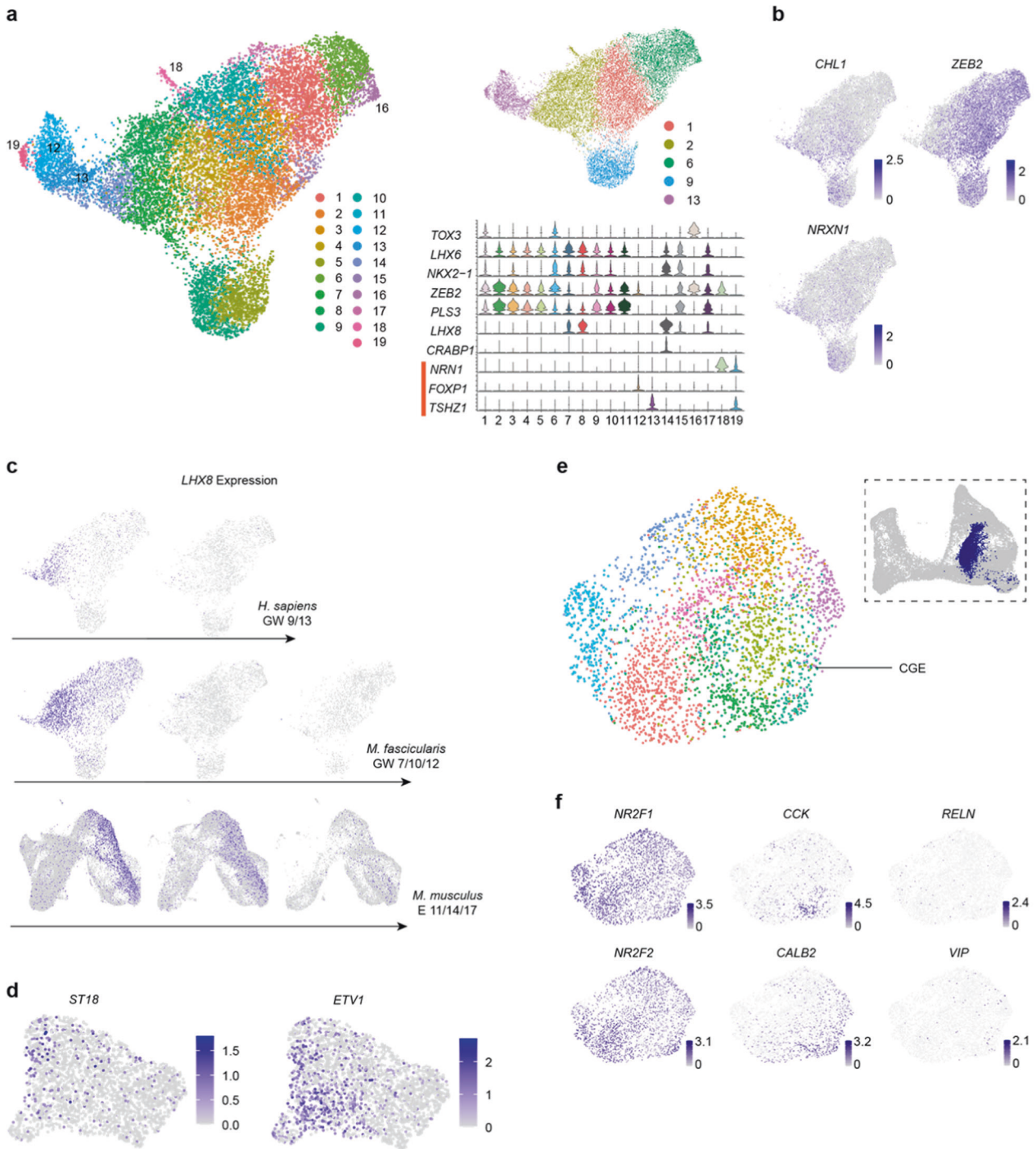


Fig. S3 Extended data related to MGE and CGE development

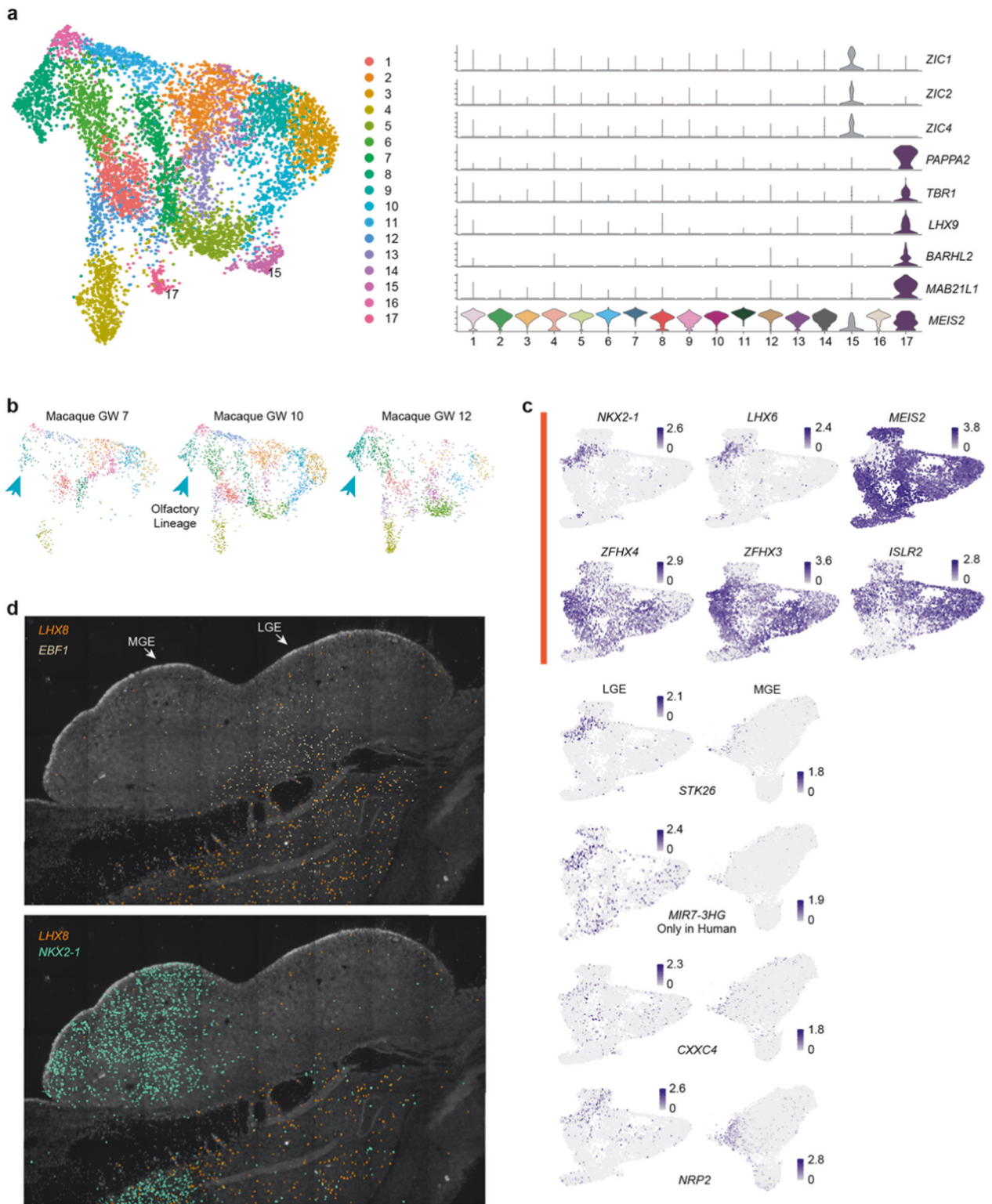


Fig. S4 Different gene expression in primate developing LGE



Open Access This article is licensed under a Creative Commons Attribution 4.0 International License, which permits use, sharing, adaptation, distribution and reproduction in any medium or format, as long as you give appropriate credit to the original author(s) and the source, provide a link to the Creative Commons license, and indicate if changes were made. The images or other third party material in this article are included in the article's Creative Commons license, unless indicated otherwise in a credit line to the material. If material is not included in the article's Creative Commons license and your intended use is not permitted by statutory regulation or exceeds the permitted use, you will need to obtain permission directly from the copyright holder. To view a copy of this license, visit <http://creativecommons.org/licenses/by/4.0/>.

© The Author(s) 2022