







CORRECTION



Correction: Tumor microenvironment-mediated immune profiles and efficacy of anti-PD-L1 antibody plus chemotherapy stratified by DLL3 expression in small-cell lung cancer

Masayuki Shirasawa, Tatsuya Yoshida , Kouya Shiraishi , Naoko Goto, Shigehiro Yagishita, Tatsuya Imabayashi, Yuji Matsumoto, Ken Masuda, Yuki Shinno, Yusuke Okuma , Yasushi Goto, Hidehito Horinouchi , Masaya Yotsukura, Yukihiro Yoshida, Kazuo Nakagawa, Katsuhiko Naoki, Takaaki Tsuchida, Ryuji Hamamoto , Noboru Yamamoto, Noriko Motoi , Takashi Kohno, Shun-ichi Watanabe and Yuichiro Ohe

© The Author(s), under exclusive licence to Springer Nature Limited 2023

British Journal of Cancer (2023) 129:2034; <https://doi.org/10.1038/s41416-023-02481-x>

Correction to: *British Journal of Cancer* <https://doi.org/10.1038/s41416-023-02427-3>, published online 20 September 2023

In the caption of fig 3d is typo. The sentence “The top box indicates the DLL3 expression (z score). Heatmaps: expression of 18-gene- γ -related T-cell gene expression profiles (T-cell GEPs) and 13 chemokine markers of high and low DLL3 expression tumors

are shown.” should read “The top box indicates the DLL3 expression (z score). Heatmaps: expression of 18-gene- γ -related T-cell gene expression profiles (T-cell GEPs) and 12 chemokine markers of high and low DLL3 expression tumors are shown.”

The original article has been corrected.