


## LIBRARY CORNER

## Exciting new editions for an autumn of study

Compiled by Helen Nield

If you have not tried an ebook please email [library@bda.org](mailto:library@bda.org) or call 020 7563 4545 for access details. Members can read these books online at any time or download most titles for up to a week before having to download them again. Visit [www.bda.org/ebooks](http://www.bda.org/ebooks) to find all of these books and more. The library can now loan books again so contact us if you would like to borrow these instead.

**ODELL'S CLINICAL PROBLEM SOLVING IN DENTISTRY (4TH ED)**

Avijit Banerjee and Selvam Thavaraj (Editors)


2020; Elsevier; 448 pp; ebook

ISBN: 9780702077005

'We have sought to maintain a format which encourages the reader to reorganise and apply knowledge and experience to "real life"

clinical scenarios ... this edition provides the reader with a wider mix of scenarios that falls within the scope of practice of a modern general oral healthcare practitioner and their team, including patient behaviour management issues ... digital dentistry ... dental implant cases and domiciliary care provision.'

It has been ten long years since the last edition of this book was produced – and even being from 2010 it was still one of the most popular titles in the BDA library. For those unfamiliar with the book it describes a number of clinical case scenarios and goes through, step by step, how to approach each one. It is not meant as a substitute for subject textbooks but is a useful tool for learning and revision and as an introduction to scenarios that may be new to a number of practitioners. In each case the patient's best interests have been made the fundamental factor in the authors' approach. Several new authors have contributed to this edition and cases have been updated in line with national guidance, new legislation and changes in management practices. The number of scenarios has increased to 75 and covers everything from a high caries risk patient to troublesome mouth ulcers, from painful trismus to pain on biting and from a possible skateboarding accident to 'should I repair or replace these restorations?' <https://tinyurl.com/ebooks-cases>

**ESSENTIALS OF DENTAL RADIOGRAPHY AND RADIOLOGY (6TH ED)**

Eric Whaites and Nicholas Drage

2020; Elsevier; 496 pp; ebook


ISBN: 9780702076886

'Despite the various updates and revisions, the aims and objectives of this book remain the same, namely to provide a basic, but

comprehensive, practical account of ... the essential subject matter of both dental radiography and radiology as required by undergraduate and postgraduate dental students.'

This welcome new edition of what has become the standard radiography textbook for the UK comes seven years since the last update and one major change is the addition of colour images. Another cosmetic difference is that in many chapters digital imaging is described before film-based techniques, reflecting the greater use of this technology since the previous edition. Nearly every chapter

has been revised, terminology updated and new radiographs added where necessary. In his preface, Eric Whaites highlights a greater emphasis on 'examples showing normal radiographic anatomy' in this version so that it is easier to distinguish the 'abnormal'. As before the book is split into four parts: Part I Introduction; Part II Radiation Physics, Equipment and Radiation Protection; Part III Radiography; Part IV Radiology. The book also allows for online self-assessment with questions on the Elsevier Evolve platform for each chapter. <https://tinyurl.com/ebooks-radiog>

**SLEEP MEDICINE FOR DENTISTS - AN EVIDENCE-BASED OVERVIEW (2ND ED)**

Gilles J. Lavigne, Petter A. Cistulli and Michael T. Smith (Editors)

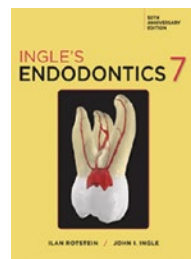
2020; Quintessence; 242 pp; ebook

ISBN: 9780867158281

'The role of dentistry in sleep medicine ... is now accepted as an important

component of the multidisciplinary approach to diagnosis and management of patients with diverse sleep complaints across the lifespan. There is a critical role for dentistry from childhood upper airway and oral development to management of adult sleep apnea, diagnosis of oral conditions linked to sleep-disordered breathing, sleep bruxism, and orofacial pain syndromes.'

When the first edition of this book, then subtitled 'a practical overview' was published in 2009 it was one of the very few titles covering the topic for dentists. Since then there has been a growth both in research into the subject and treatment provided by the dental profession. The editors intend this new edition not only as an updated work for dentists but also in some way to help bring a multidisciplinary approach to the solving of sleep disorders. The original 24 chapters from the first edition have expanded to 40 for the second although still consisting of four divisions: Introduction to Dental Sleep Medicine; Sleep Breathing Disorders; Sleep Bruxism: from oral behavior to disorder; Sleep and Orofacial Pain. Its stated aim is to 'present evidence-based material in a practical manner to guide students in their training and clinicians in their practice'. <https://tinyurl.com/sleep-lavigne>

**INGLE'S ENDODONTICS (7TH ED)**

Ilan Rotstein and John I. Ingle (Editors)

2019; PMPH-USA; 1326 pp; ebook or 2 volume loanable hardback

ISBN: 9781607951926

'The specialty of endodontics has gone through many groundbreaking changes over the past several years. Recent

advances in concepts, technology, materials, and equipment have changed the way endodontics is being practised today. These advances have made it possible to efficiently perform successful endodontic treatment with improved precision and predictability and with greater acceptance and comfort.'

This 50th anniversary edition of the textbook originally edited by John Ingle was a little late being released but is nonetheless a welcome update. Its vivid yellow colour harks back to the yellow cover of the very first edition, a colour originally suggested by Ingle's wife, Joyce. Even larger than its predecessor with 1,326 pages and 1,729 colour illustrations the 5 kg hard copy version this time has at least been split into two volumes. Contributors from all parts of the world have collaborated on 40 chapters split into just three sections: the Science of Endodontics; the Practice of Endodontics; Interdisciplinary Endodontics. As well as updates to the previous text this edition includes 12 completely new chapters on periradicular disease, dental innervations and pain of pulpal origin, CBCT, MRI, preparation for endodontic treatment, endodontics in teeth with anatomical variations, long-term success, teeth with immature apices, regenerative endodontics, intentional replantation of endodontically-treated teeth, endodontics in the elderly patient and finally, endodontics in the paediatric patient. <https://tinyurl.com/ebooks-endo>

## Jim completes Channel swim

In the 25 September issue of the *BDJ* we reported that dentist Jim Lafferty was preparing to swim the English Channel to raise funds for Dentaid (Volume 229, issue 6).

Despite crashing waves, exhaustion, hidden rocks and a jellyfish sting on the face, Jim completed the swim on 14 September and at the time of writing had raised £6,904 for the charity.

