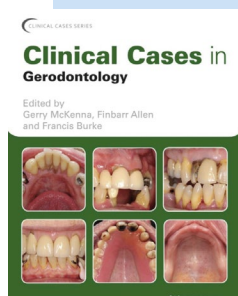


LATEST EBOOKS FROM YOUR LIBRARY SERVICE

Compiled by **Pete Folly**, Library Manager

Your BDA Library service is available at the touch of a button – our resources include over 600 e-books, online journals, document supply service and evidence-based literature searches.


CLINICAL CASES IN GERODONTOLOGY



Gerry McKenna (Editor), Finbarr Allen (Editor), Francis Burke (Editor)
2021; Wiley-Blackwell
176 pages
eISBN 9781119226604
Clinical Cases in Gerodontology is a case-based guide to

the oral health of older adults, providing a comprehensive overview of the most relevant dental issues that arise when dealing with an ageing population. Theory and practice are applied to 25 real-life cases in a clinically relevant format, covering the management of chronic dental disease, replacement of missing teeth, failing restorations, management of malignancy and other oral conditions. To aid learning, each of the clinical cases presented has a defined learning objective and goal. In addition, the authors discuss in detail the clinical decision making factors and the text is enhanced with photographs that demonstrate the progressive stages of treatment. This important text includes the thinking behind clinical decision making, fosters independent learning, prepares for case-based examinations and contains self-study questions and relevant literature citations.

THE CHAIRSIDE INSTRUCTOR: A VISUAL GUIDE TO CASE PRESENTATIONS, 11TH EDITION

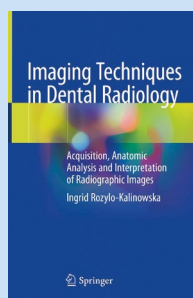


American Dental Association
2017; American Dental Association
57 pages
eISBN
9781941807736

This full-colour resource is now in its 11th edition. It is an ideal learning resource for students of dentistry, hygiene, and assisting,

as well as a patient education tool. With over 250 photographs and illustrations the book covers 48 dental prevention and treatment topics, including hygiene; anatomy; x-rays; periodontology; tooth restoration and replacement options; cosmetic treatment; TMD; pathologies; bruxism and more. *The Chairside Instructor: A Visual Guide to Case Presentations* is organised into 8 sections: 1. Oral Anatomy 2. Prevention and Diagnosis 3. Gum (Periodontal) Disease 4. Decay, Cavities, and Restorations 5. Tooth Replacement 6. Orthodontics 7. Cosmetic Options 8. Other Oral Conditions. Updates to this edition include tooth erosion, gum recession and treatments, steps of cavity restoration (filling), tobacco and oral health, effects of sugar on teeth, and peri-implantitis.

IMAGING TECHNIQUES IN DENTAL RADIOLOGY: ACQUISITION, ANATOMIC ANALYSIS AND INTERPRETATION OF RADIOGRAPHIC IMAGES

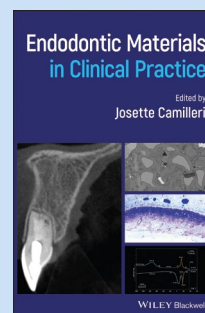


Ingrid Rozylo-Kalinowska
2020; Springer
207 pages
eISBN 9783030413729

The aim of this book is to equip the reader with all the information required in order to perform imaging effectively and safely. The authors cover conventional imaging techniques and CBCT, explain how to avoid technical errors and artifacts, and help to identify frequent dentomaxillofacial lesions. After opening discussion of the choice of X-ray equipment and materials, intraoral radiography, panoramic radiography, cephalometric radiology, and cone-beam computed tomography are discussed in turn. With the aid of many illustrated examples, patient preparation and positioning are thoroughly described for each modality. The normal radiographic anatomy and landmarks are then discussed, prior to

thorough coverage of frequently encountered lesions. Accompanying images display the characteristic features of each lesion. Further topics to be addressed are safety precautions for patients and staff. The book is an ideal aid for all dental practitioners and dental students.

ENDODONTIC MATERIALS IN CLINICAL PRACTICE



Josette Camilleri (Editor)
2021;
Wiley-Blackwell

320 pages
eISBN
9781119513605
Written for endodontists, dental materials specialists, post-graduate

students, general dentists, and dentistry students, *Endodontic Materials in Clinical Practice* is an essential resource for selecting the right materials for specific techniques. The book provides a comprehensive and clinically oriented reference to the materials used in endodontic practice, providing complete details on the properties of the materials required for specific techniques in order to help in the selection of the appropriate materials and improve patient outcomes. Comprehensive in scope and fully illustrated, the book covers endodontic materials used from the pulp to the root-end and in addition considers the location and technique for each of the materials presented. Designed to be a practical and accessible reference, the book is organised over 9 chapters by specific clinical procedure.

Further information

Go to www.bda.org/library/student-services to view our range of student services. Any questions, comments or suggestions for new titles? Email library@bda.org or call 020 7563 4545.