





CORRECTION OPEN



Correction: Torture exposure and the functional brain: investigating disruptions to intrinsic network connectivity using resting state fMRI

Belinda J. Liddell , Pritha Das, Gin S. Malhi , Kim L. Felmingham, Tim Outhred , Jessica Cheung, Miriam Den, Angela Nickerson, Mirjana Askovic, Jorge Aroche, Mariano Coello and Richard A. Bryant 

© The Author(s) 2022

Translational Psychiatry (2022)12:69; <https://doi.org/10.1038/s41398-022-01839-8>

Correction to: *Translational Psychiatry* <https://doi.org/10.1038/s41398-022-01795-3>, published online 26 January 2022

The original version of this article unfortunately contained a mistake in Figure 2. Unfortunately, the direction of the label is incorrect. Currently it reads “Significant effects of Group: TS – NTS”. The correct title is in fact “Significant Effects of Group: NTS – TS”. All other details in the paper, including the reporting of results and discussion of findings are correct as published. The original article has been corrected.



Open Access This article is licensed under a Creative Commons Attribution 4.0 International License, which permits use, sharing, adaptation, distribution and reproduction in any medium or format, as long as you give appropriate credit to the original author(s) and the source, provide a link to the Creative Commons license, and indicate if changes were made. The images or other third party material in this article are included in the article's Creative Commons license, unless indicated otherwise in a credit line to the material. If material is not included in the article's Creative Commons license and your intended use is not permitted by statutory regulation or exceeds the permitted use, you will need to obtain permission directly from the copyright holder. To view a copy of this license, visit <http://creativecommons.org/licenses/by/4.0/>.

© The Author(s) 2022