

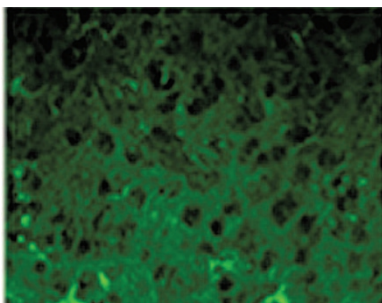
doi:10.1038/pr.2014.15

## High-frequency nasal ventilation



Null and colleagues hypothesized that high-frequency nasal ventilation (HFNV) in preterm lambs for up to 21 days leads to adequate gas exchange at lower inspired oxygen levels and airway pressures than those associated with intubation and intermittent mandatory ventilation. Beyond supporting this proposition, their results show that noninvasive HFNV leads to prolonged improvement in functional and structural development of the lungs of preterm lambs. [See page 507](#)

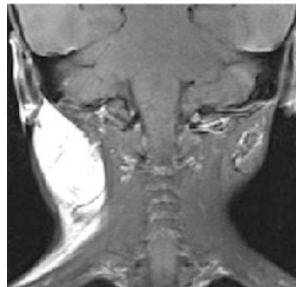
## Gene expression in newborns' brains



Supplemental oxygen used during resuscitation can be detrimental to the newborn brain. Wollen *et al.* investigated how different oxygen therapies affect gene transcription

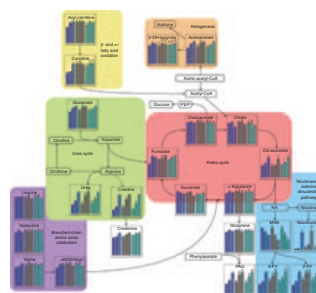
in a hypoxia–reoxygenation mouse model. It appears that hyperoxia alone induces a gene expression pattern different from that observed when hyperoxia is preceded by hypoxia. [See page 517](#)

## Sirolimus treatment of severe PHTS



Schmid and coinvestigators describe a therapeutic attempt with the mammalian target of rapamycin inhibitor sirolimus in a patient with phosphatase and tensin homolog hamartoma tumor syndrome (PHTS) who suffers from thymus hyperplasia and lipomatosis. [See page 527](#)

## Metabonomic monitoring of infant growth



The combination of maternal obesity in early pregnancy and high-protein intake via infant formula might predispose babies to a risk of obesity in later life. Martin *et al.* assessed the impact of breast- or formula feeding on the metabolism of term infants of overweight and obese mothers. Their results suggest that the breast milk

from overweight or obese mothers affects infant growth differently from normal-weight mothers' breast milk. [See page 535](#)

## Camel milk and autism



GETTY

Bashir and Al-Ayadhi investigated the effect of consumption of camel milk on Childhood Autism Rating Scale score in subjects with autism. Camel milk administered for two weeks seemed to lower clinical measurements of autism severity and serum level of TARC (thymus- and activation-regulated chemokine) in autistic children. [See page 559](#)

## Seizures in very preterm infants



Kalawin/© iStockphoto/Thinkstock

Vesoulis and colleagues hypothesized that seizures in the first three days after very preterm birth are associated with increased brain injury and later adverse neurodevelopmental outcomes. They performed electroencephalography (EEG) on 95 very preterm infants and found that seizures during the first three postnatal days are associated with poor early language development. [See page 564](#)