

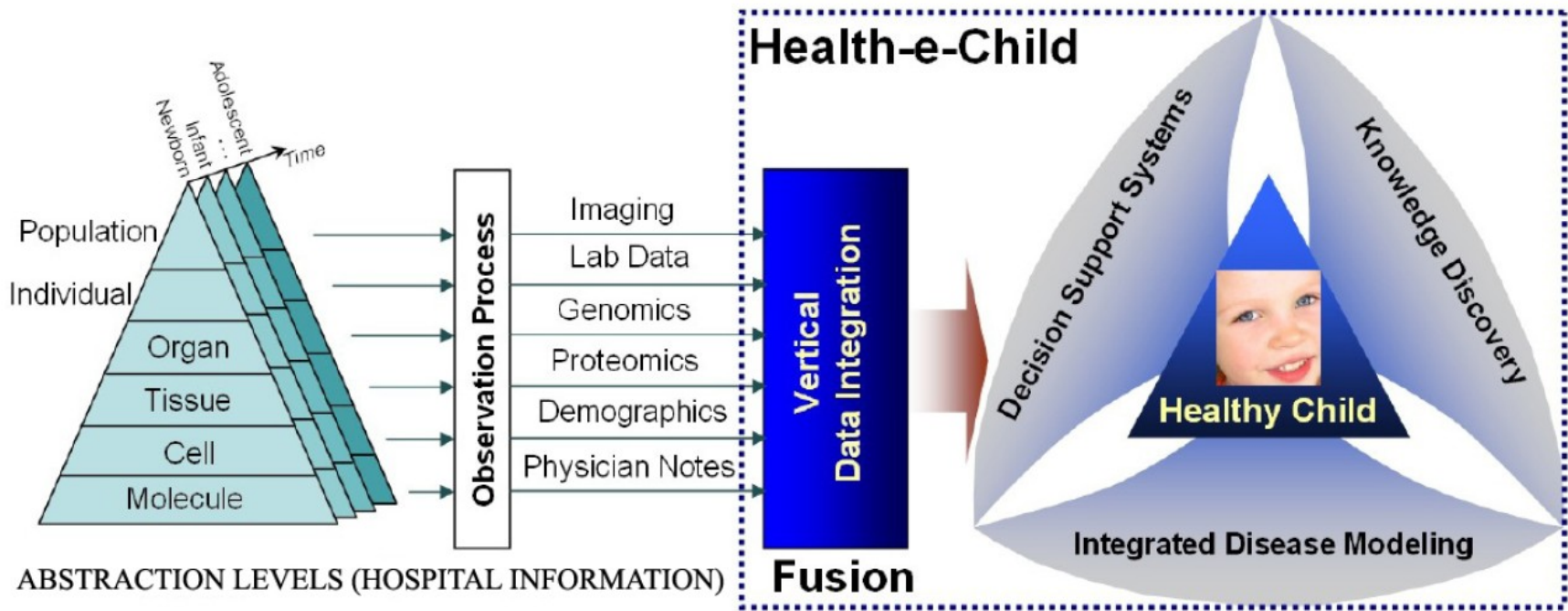
Building conceptual spaces for exploring and linking biomedical resources

R. Berlanga, E. Jiménez–Ruiz, and V. Nebot
Departamento de Lenguajes y Sistemas Informaticos
Universitat Jaume I, Spain

Outline

- ▶ Motivation
- ▶ Method
- ▶ Prototype Implementation
- ▶ Related Work

Motivation: HeC

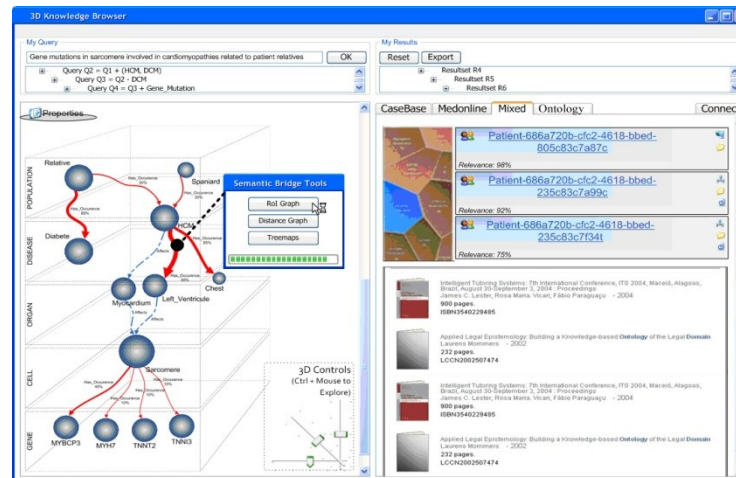


Motivation

- ▶ Linking, accessing and using
 - Biomedical terminologies (e.g. UMLS, Swissprot)
 - Text resources (e.g. Pubmed abstracts)
 - Patient data
- ▶ Providing an everyday environment
 - Clinicians use a web browser (IE or FF) to find papers/search public databases for information

Proposal: 3D Knowledge Browser

- ▶ An interactive Web-based and 3D-like tool
- ▶ To explore Semantic Spaces
- ▶ To access external resources and patient data



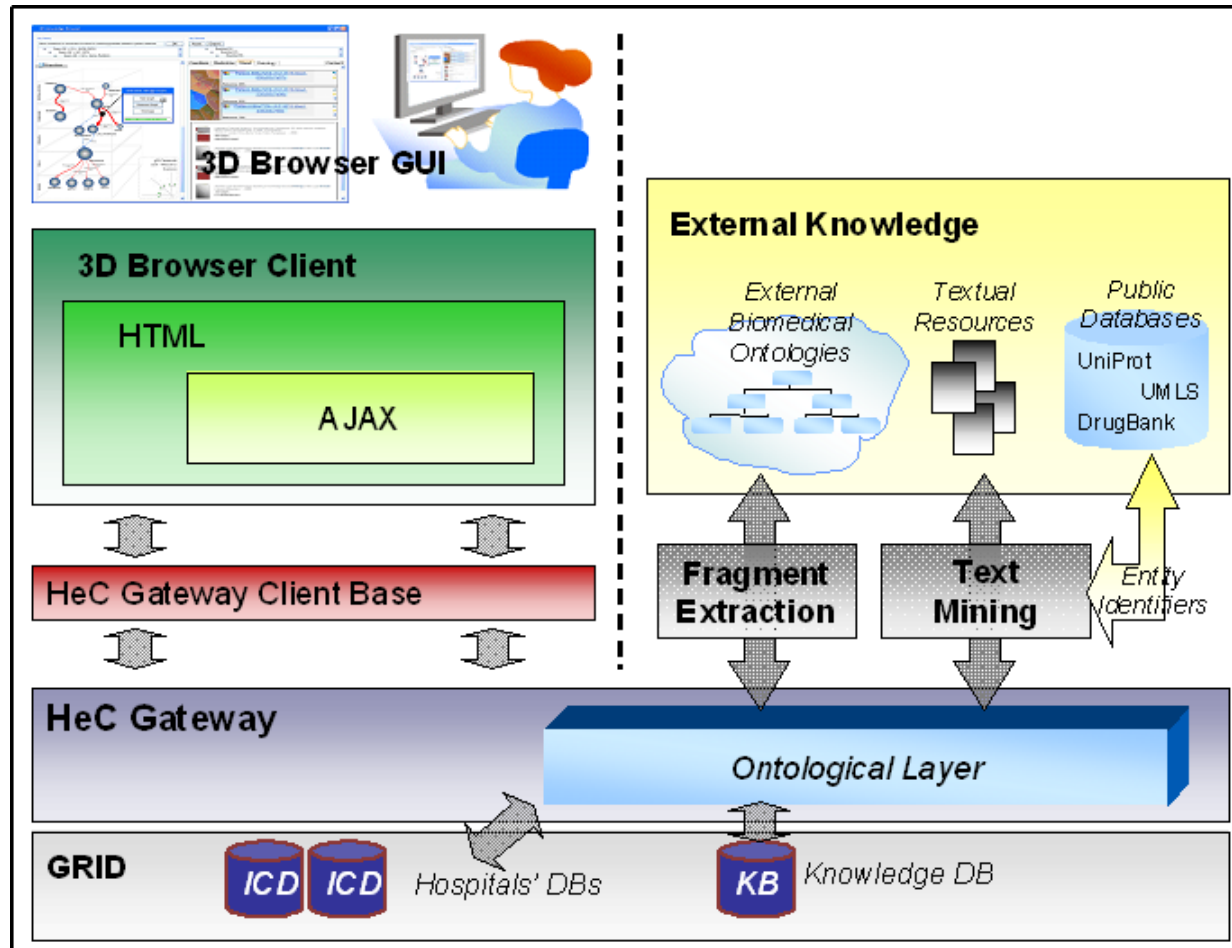
Knowledge Normalization

- ▶ **UMLS** has been selected as the knowledge source to feed the **semantic/concept spaces**
- ▶ UMLS concepts are partitioned in several **dimensions** according their **semantic type** and the **HeC Levels**
- ▶ UMLS taxonomy is indexed using an interval-based **labelling schema**
 - *Nebot and Berlanga. Efficient retrieval of ontology fragments using an interval-based labelling scheme. 2009*

Normalization of Resources

- ▶ Documents are annotated using UMLS terms
 - *Berlanga, Nebot and Jimenez-Ruiz. "Semantic annotations of texts through concept retrieval". 2010*
- ▶ Documents are normalized with the **most relevant concept** for each selected dimension
- ▶ Example:
 - Individual.Disease → C1384600:JIA
 - Molecular.ImmunologicFactor → C0021760:IL6
 - Population.Group → C0007457:Caucasoid Race


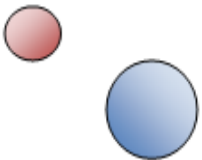

Prototype Architecture (I)



Prototype Architecture (II)

- ▶ The Graphical Engine propagates actions to the AJAX wrapper to perform the necessary queries
- ▶ A Web Service fetches queries from the AJAX side (graphical side) to the back-end (MySQL)
- ▶ then transforms the received data into XML format
- ▶ The GE takes as input that XML document with the graphical elements to draw.

3D Map Objects

ELEMENT	NAME
	Level or Semantic Layer
	Concept
	Semantic Bridge

<map>

(...)

```
<element type='vlevel'  
id='Population_' />
```

```
<element type='concept'  
id='C0454713'  
label='European country'  
level='Population_' size='79'  
abslevel='3' color='blue'  
stype='Geographic Area' />
```

(...)

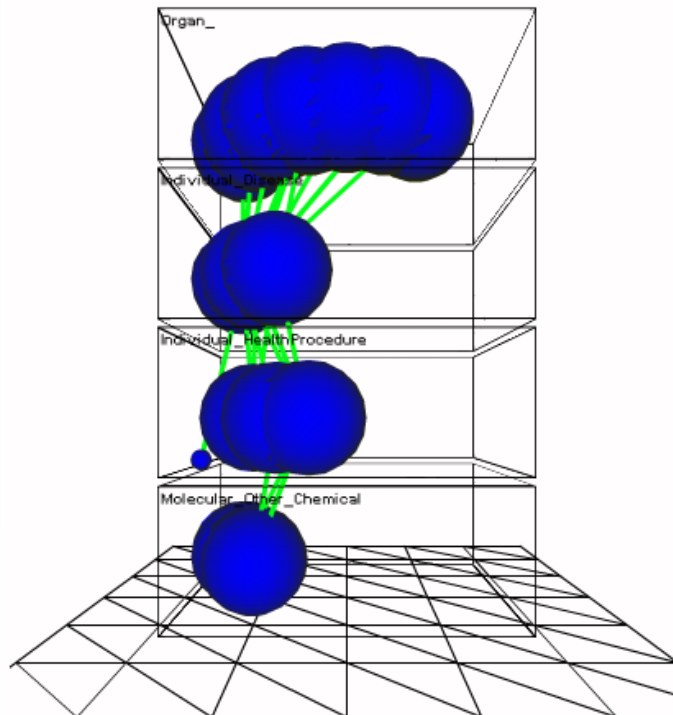
</map>

Prototype Implementation

Source

Tools

Level: Organ_
Concept: (C0277784) -

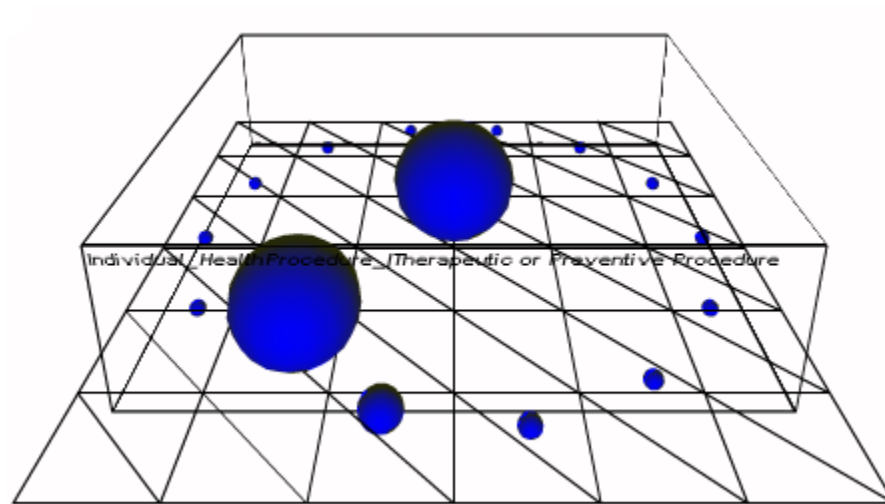


	Document:15468377	
<i>Title: Favorable outcome in patients with renal involvement complicating macrophage activation syndrome in systemic onset juvenile rheumatoid arthritis</i>		
Year: 2004		
Frequency: 7		
	Document:16801165	
<i>Title: Macrophage activation syndrome in juvenile idiopathic arthritis</i>		
Year: 2006		
Frequency: 7		
	Document:17041466	
<i>Title: Macrophage Activation Syndrome in a Patient with Systemic Onset Rheumatoid Arthritis Rescue with Intravenous Immunoglobulin Therapy</i>		
Year: 2003		
Frequency: 6		
	Document:15501352	
<i>Title: Hemophagocytic syndrome complicating adult's seropositive rheumatoid arthritis</i>		
Year: 2004		
Frequency: 6		

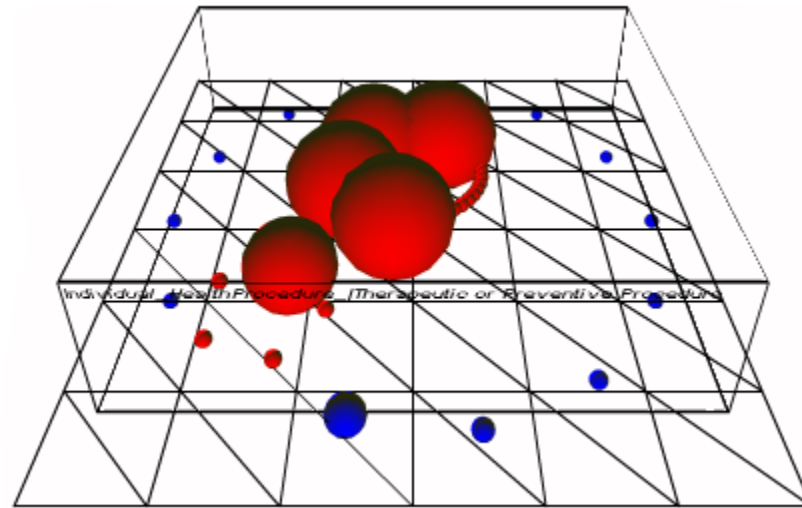
3D Map Operations

- ▶ Perform a query
 - Level Selection
 - Concrete term
- ▶ Visualization
 - Rotation, zoom, position
- ▶ Concept visualization
 - **Retrieval** of objects associated to the *clicked* concept/bridge
 - **Expansion** (i.e. subclasses) of referred concept
 - **Removal** of non related concepts
 - **Removal** of clicked concept

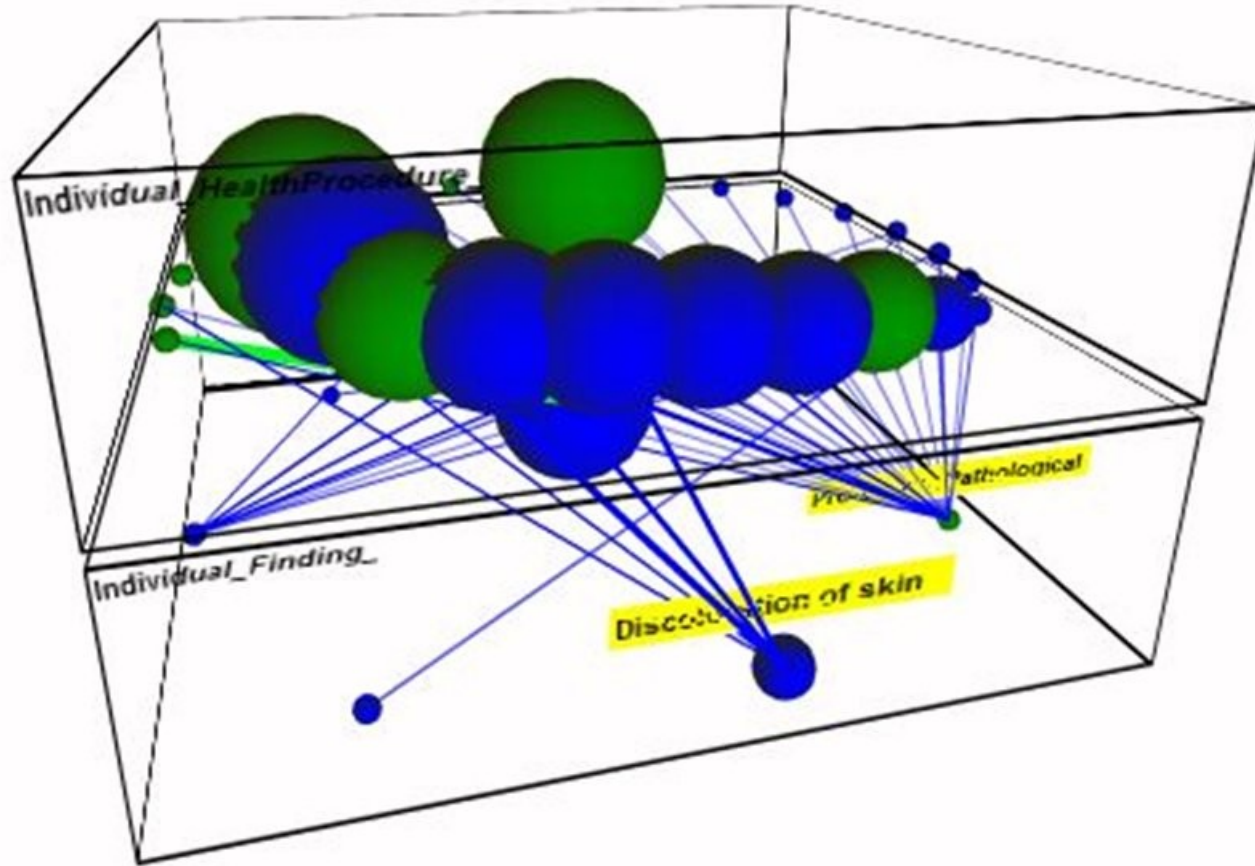
Concept Expansion (I)



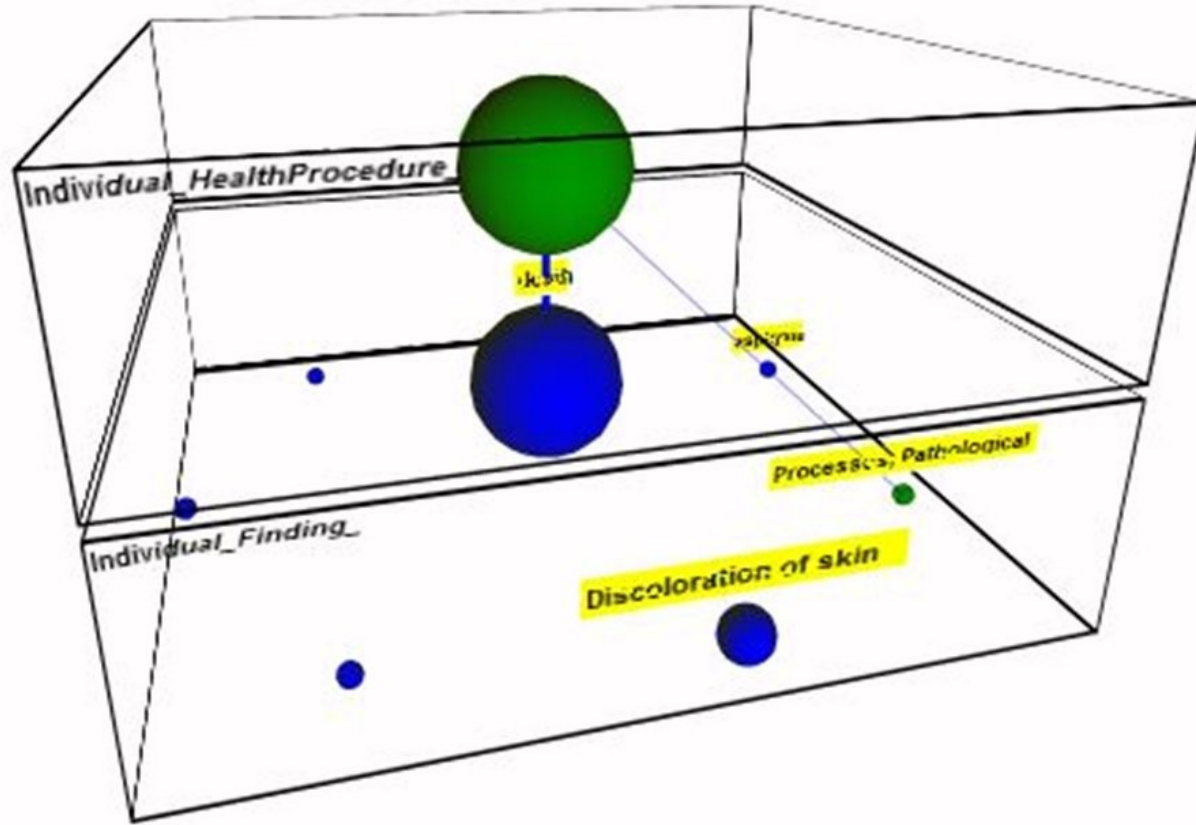
Concept Expansion (II)



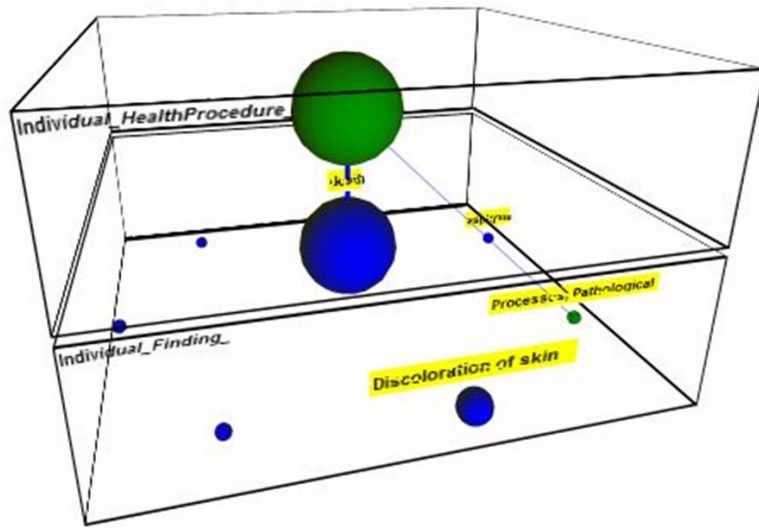
Concept Removal (I)



Concept Removal (II)



Object retrieval (I)



Documents @SwissProt @HeC DB Tree Build Map

PMID: 8057026 Go
Title: Necrotizing tracheobronchitis following radical repair in tetralogy of Fallot with absent pulmonary valve
Year: 1994
Frequency: 1

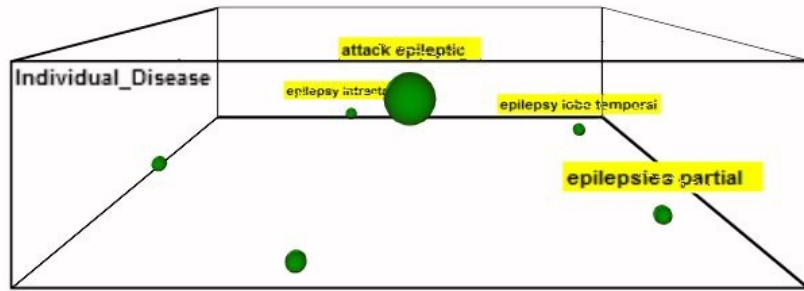
PMID: 7513777 Go
Title: Surgery for tetralogy of Fallot at less than six months of age
Year: 1994
Frequency: 1

PMID: 7955286 Go
Title: Life-threatening arrhythmias and RV dysfunction after surgical repair of tetralogy of Fallot
Year: 1994
Frequency: 1

“Repair Fallot Tetralogy”
related concepts

Bridge: “Repair Fallot Tetralogy”–
“Death” related documents

Object retrieval (II)



 SP number: P35498 [Go to NCBI](#) [Go to KEGG](#)
Protein: NAC1
Relevance: 5

 SP number: Q99250 [Go to NCBI](#) [Go to KEGG](#)
Protein: HBSC II
Relevance: 3

 SP number: Q96QS3 [Go to NCBI](#) [Go to KEGG](#)
Protein: aristaless related homeobox
Relevance: 3

 SP number: P17600 [Go to NCBI](#) [Go to KEGG](#)
Protein: brain protein 4.1
Relevance: 2

Epilepsy diseases

Related Swissprot proteins

Related work

- ▶ EBIMed
 - <http://www.ebi.ac.uk/Rebholz-srv/ebimed>
- ▶ MedEvi
 - <http://www.ebi.ac.uk/Rebholz-srv/MedEvi/>
- ▶ 3D Navigation
 - **Visualization**
 - **Definition of semantic spaces**
 - **Concept exploration**
- ▶ **Link to other resources (e.g. patient records)**

Questions

- ▶ 3D Browser:
 - <http://krono.act.uji.es/Projects/hec-3dbrowser>
- ▶ Thank you!