

ARTICLE

Received 11 Dec 2012 | Accepted 10 May 2013 | Published 18 Jun 2013

DOI: 10.1038/ncomms3002

Emergence of bimodality in controlling complex networks

Tao Jia¹, Yang-Yu Liu^{1,2}, Endre Csóka³, Márton Pósfai^{1,4,5}, Jean-Jacques Slotine^{6,7} & Albert-László Barabási^{1,2,8,9}

Our ability to control complex systems is a fundamental challenge of contemporary science. Recently introduced tools to identify the driver nodes, nodes through which we can achieve full control, predict the existence of multiple control configurations, prompting us to classify each node in a network based on their role in control. Accordingly a node is critical, intermittent or redundant if it acts as a driver node in all, some or none of the control configurations. Here we develop an analytical framework to identify the category of each node, leading to the discovery of two distinct control modes in complex systems: centralized versus distributed control. We predict the control mode for an arbitrary network and show that one can alter it through small structural perturbations. The uncovered bimodality has implications from network security to organizational research and offers new insights into the dynamics and control of complex systems.

¹Department of Physics, Center for Complex Network Research, Northeastern University, Boston, Massachusetts 02115, USA. ²Center for Cancer Systems Biology, Dana-Farber Cancer Institute, Boston, Massachusetts 02115, USA. ³Department of Computer Science, Eötvös Loránd University, H-1053 Budapest, Hungary. ⁴Department of Theoretical Physics, Budapest University of Technology and Economics, H-1521 Budapest, Hungary. ⁵Department of Physics of Complex Systems, Eötvös Loránd University, H-1053 Budapest, Hungary. ⁶Nonlinear Systems Laboratory, Massachusetts Institute of Technology, Cambridge, Massachusetts 02139, USA. ⁷Department of Mechanical Engineering and Department of Brain and Cognitive Sciences, Massachusetts Institute of Technology, Cambridge, Massachusetts 02139, USA. ⁸Department of Medicine and Division of Network Medicine, Brigham and Women's Hospital, Harvard Medical School, Boston, Massachusetts 02115, USA. ⁹Center for Network Science, Central European University, H-1051 Budapest, Hungary. Correspondence and requests for materials should be addressed to A.-L.B. (email: barabasi@gmail.com).

A dynamical system is controllable if it can be driven from any initial state to any desired final state within finite time^{1–4}. In general, controllability can be achieved by changing the state of a small set of driver nodes, which drive the dynamics of the whole network⁵. For a linear time-invariant dynamics we can identify the minimum driver node set (MDS), representing the smallest set of nodes through which we can yield control over the whole system^{5–19}. Although the number of driver nodes sufficient and necessary for control (N_D) is primarily fixed by the network's degree distribution, there are multiple MDSs with the same N_D that can maintain control. For example, for the five node network shown in Fig. 1a $N_D = 3$, but the formalism indicates that control can be achieved via three different MDSs: $\{1,3,4\}$, $\{1,3,5\}$ and $\{1,4,5\}$.

Here we explore the role of individual nodes in controlling a network by classifying each node into one of the three categories based on its likelihood of being included in MDS²⁰: critical, meaning that a node must always be controlled to control a system (it is part of all MDSs); redundant, meaning that it is never required for control (does not participate in any MDSs) and intermittent, meaning that it acts as driver node in some control configurations, but not in others. For example, in Fig. 1a node 1 is critical, node 2 is redundant and nodes 3, 4, 5 are intermittent (Fig. 1b). This classification leads to the discovery of a bifurcation phenomenon, predicting that a bimodal behaviour determines the controllability of many real networks. This bimodality helps us uncover two control modes, centralized versus distributed. We demonstrate both analytically and numerically the existence of these two modes and show that the predicted control modes naturally emerge in a wide range of real networks.

Results

Identifying node categories. We developed an algorithm to identify the redundant nodes in a network with N nodes and L links in $O(NL)$ steps, offering the fraction n_r of redundant nodes for an arbitrary network (see Methods). We also proved that a node is critical if and only if it has no incoming links (Supplementary Note 1), a theorem that provides the fraction of critical nodes in a network as $n_c = P_{in}(0)$, where $P_{in}(k)$ is the incoming degree distribution. Finally, intermittent nodes are neither critical nor redundant, hence their fraction is $n_i = 1 - n_c - n_r$.

Bimodality in control. To explore the role of the network topology, we measured n_r and n_c for networks with varying average degree $\langle k \rangle$. We find that for small $\langle k \rangle$ for an ensemble of networks with identical degree distribution $P(k)$, n_r and n_c follow narrow distributions (Fig. 2a). This means that n_r and n_c are primarily determined by $P(k)$ (refs 21–24). Surprisingly, when

$\langle k \rangle$ exceeds a critical value k_c (ref. 25), $P(n_r)$ becomes bimodal, implying that systems with the same $P(k)$ can exist in two distinct states: some have small n_r and for others n_r is very large. This bimodality is present in both random²⁶ and scale-free networks^{27,28} (Supplementary Note 2). The emergence of this bimodal behaviour is best captured by plotting n_r versus $\langle k \rangle$, observing a bifurcation as $\langle k \rangle$ reaches k_c (Fig. 2b). This bifurcation predicts two distinct control modes:

Centralized control: for networks that follow the upper branch of the bifurcation diagram most nodes are redundant (n_r). This means that in these networks one can achieve control through a small fraction of all nodes ($n_c + n_i$), hence capturing a centralized control mode (Fig. 2d). This has obvious consequences in communication systems, as one can ensure a centralized system's security by protecting only a small fraction of nodes ($n_c + n_i$); in an organizational setting centralized network may be better suited for task execution, such as manufacturing, where efficiency is enhanced by subordination to a small number of control nodes.

Distributed control: for networks on the lower branch $n_c + n_i$ can exceed 90% of the nodes. Hence, most nodes can act as driver nodes in some MDSs, resulting in a distributed control mode (Fig. 2e). Securing such distributed communication networks requires significant resources, as one can gain control of the system via a large number of control configurations. Yet organizations displaying distributed control may be more capable of harbouring innovation, as different node combinations could take control of the organization's direction.

Intuitively, one would expect these two different control modes to be associated with distinct network properties. However, we find that networks with identical in- and out-degree distribution can develop centralized or distributed control modes with equal probability (Fig. 2a). For networks with different in- and out-degree distributions the symmetry between the two branches is broken, forcing the network in one or the other branch of the bifurcation diagram. This is illustrated for networks with $P(k_{in}) \sim k_{in}^{-\gamma_{in}}$ and $P(k_{out}) \sim k_{out}^{-\gamma_{out}}$, where $\gamma_{in} \neq \gamma_{out}$. The degree asymmetry forces a network to follow one or the other branch of the bifurcation diagram (Fig. 2c), predetermining whether the network displays a centralized or a distributed control mode.

Analytical approach. To understand the origin of the observed control modes, we map the control problem to maximum matching^{5,29} (see Methods), which provides the fraction of redundant nodes in infinite networks as

$$n_r = 1 - G_{in}(\theta_{out}), \quad (1)$$

where $G_{in}(x) = \sum_{k=0}^{\infty} x^k P_{in}(k)$ is the generating function for $P_{in}(k)$ (ref. 22).

Here θ_{out} is the solution of the recursive equation

$$1 - \theta_{out} = H_{out}(1 - H_{in}(\theta_{out})), \quad (2)$$

where $H_{out,in}(x) = \sum_{k=1}^{\infty} x^{k-1} Q_{out,in}(k)$ and $Q_{out,in}(k) = P_{out,in}(k) \times k / \langle k \rangle$ is the excess degree distribution. Equations (1) and (2) self-consistently predict n_r from the network's degree distribution, in excellent agreement with the numerical results (see the continuous lines in Fig. 2b,c), helping us understand the origin of the observed bifurcation. For $P_{in}(k) = P_{out}(k)$ equation (2) has a single solution for small $\langle k \rangle$ (top panel in Fig. 2f). As $\langle k \rangle$ reaches k_c , equation (2) develops three solutions, two of which are stable, corresponding to the two branches of the bifurcation diagram. As the new solutions are an analytic continuation of the $\langle k \rangle < k_c$ solution, the system can continue in any of the two branches, hence, the centralized or the distributed control modes are equiprobable. If, however,

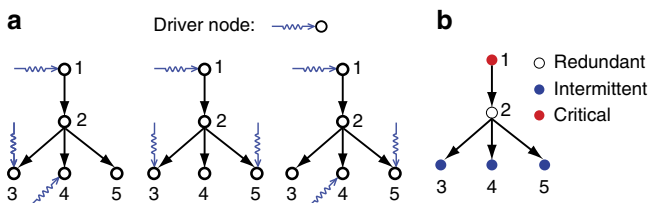


Figure 1 | Categories of driver nodes in a complex network. (a) A network with five nodes that can be control via three driver nodes ($N_D = 3$). The system is characterized by three distinct MDSs. (b) Node 1 is critical as it is part of all MDSs shown in a, node 2 is redundant as it does not participate in any MDS and nodes 3, 4, 5 are intermittent, participating in some but not all MDSs.

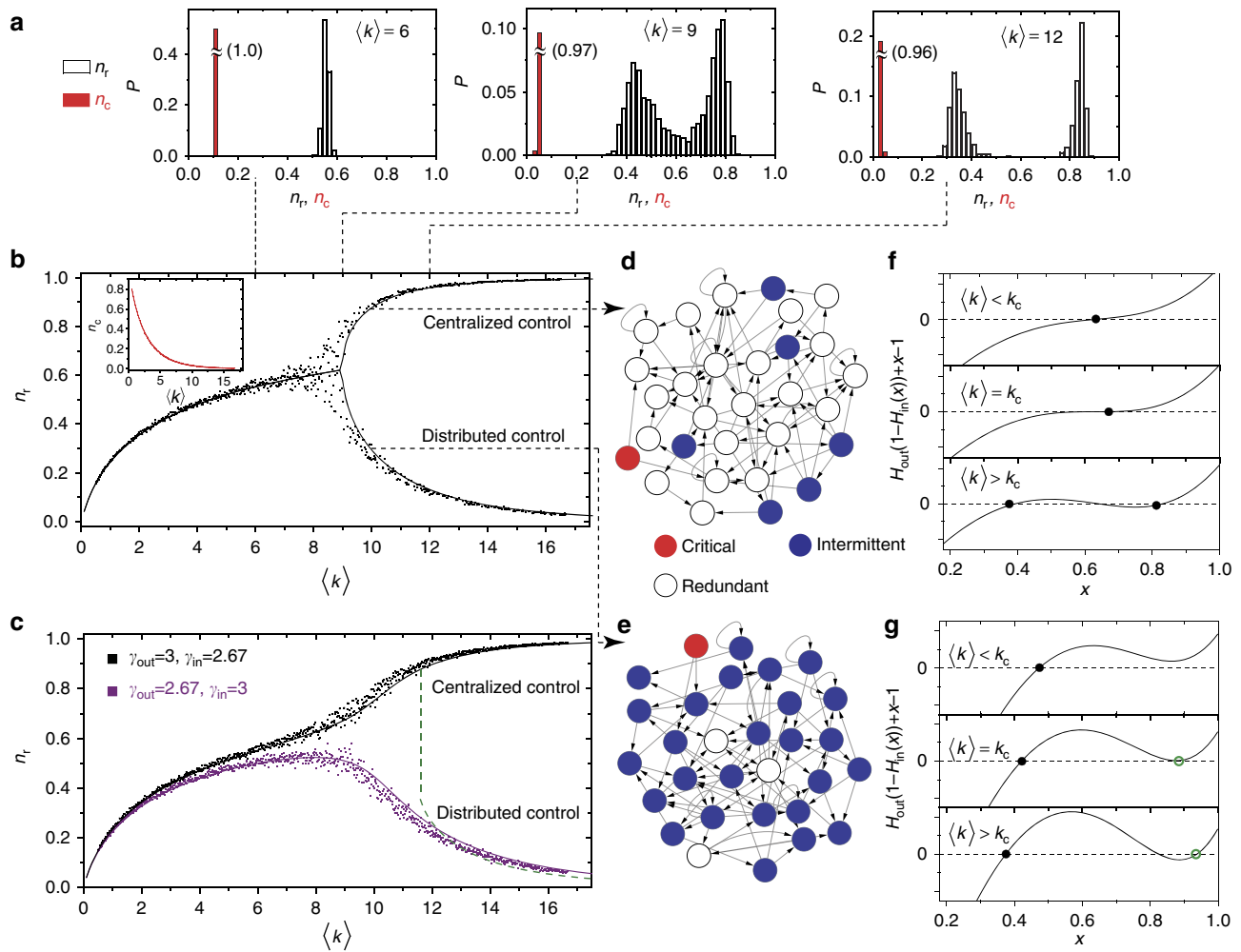


Figure 2 | Bifurcation in control. (a) Distribution of the fraction of redundant (n_r) and critical (n_c) nodes in scale-free networks with $\gamma_{out} = \gamma_{in} = 3$, documenting the emergence of a bimodal behaviour for high $\langle k \rangle$. (b) n_r and n_c (insert) versus $\langle k \rangle$ in scale-free networks with degree exponents $\gamma_{out} = \gamma_{in} = 3$, illustrating the emergence of a bifurcation for high $\langle k \rangle$. (c) n_r in scale-free networks with asymmetric in- and out-degree distribution, that is, $\gamma_{out} = 3, \gamma_{in} = 2.67$ (upper branch) and $\gamma_{out} = 2.67, \gamma_{in} = 3$ (lower branch). The control mode is predetermined by their degree asymmetry. The solid lines in b and c correspond to the analytical prediction of equations (1) and (2). The dashed line is the discontinuous solution of equation (2) when $\gamma_{out} = 3$ and $\gamma_{in} = 2.67$, which shows a gap between the actual evolution of n_r . (d, e) Networks displaying centralized and distributed control. For both networks $N_D = 4$ and $N_c = 1$, yet they have rather different number of redundant nodes, $N_r = 23$ in d and $N_r = 3$ in e. (f, g) The curves $H_{out}(1-H_{in}(x))+x-1$ from equation (2) shown for different $\langle k \rangle$, $\gamma_{out} = \gamma_{in} = 3$ in f and $\gamma_{out} = 3, \gamma_{in} = 2.67$ in g. The continuous stable solutions of equation (2) are shown as filled dots and the discontinuous solutions as empty circles.

$P_{in}(k) \neq P_{out}(k)$, for $\langle k \rangle > k_c$ only one of the two stable solutions is an analytical continuation of the prebifurcation solution (middle panel in Fig. 2g). In other words infinite systems with different $P_{out}(k)$ and $P_{in}(k)$ are destined for the centralized or distributed control mode, depending on the nature of their degree asymmetry. For small systems, the two modes can coexist and jumps between them are possible (Supplementary Figs S1 and S2).

Bimodality in real networks. To demonstrate the empirical relevance of these tools, we used equations (1) and (2) to calculate n_r for several real networks, starting from their degree distribution (Supplementary Tables S1 and S2). Note that while for some of these networks control is of potential relevance (like regulatory networks^{30–32} or neural networks³³), others like citation networks^{34–36} or the WWW^{37–39} are of little or no

relevance for control. We analyse them mainly because they offer diverse topologies that test the limits of our predictions. We obtain a reasonable agreement between the analytically predicted N_r^{theory} and N_r obtained directly for each network (Fig. 3a, Supplementary Fig. S3). To compare n_r for different networks, we plot them in function of $1 - n_D$, representing the fraction of nodes that do not require external control. Obviously, real networks have widely different degree distributions, degree asymmetries and even potential correlations^{40–44,18}. Despite these the predicted bifurcation is observed in real systems as well (Fig. 3b, Supplementary Fig. S4). We find that some network structures, such as the *E. coli* metabolic network⁴⁵, are in the ‘prebifurcation’ region $\langle k \rangle < k_c$; others, such as the mobile call network^{46–50} and citation networks^{34–36}, follow one or the other branch of the bifurcation diagram, indicating that they are characterized by either centralized or distributed control. To identify the control mode characterizing a particular network, we introduce the transpose network, whose wiring diagram is

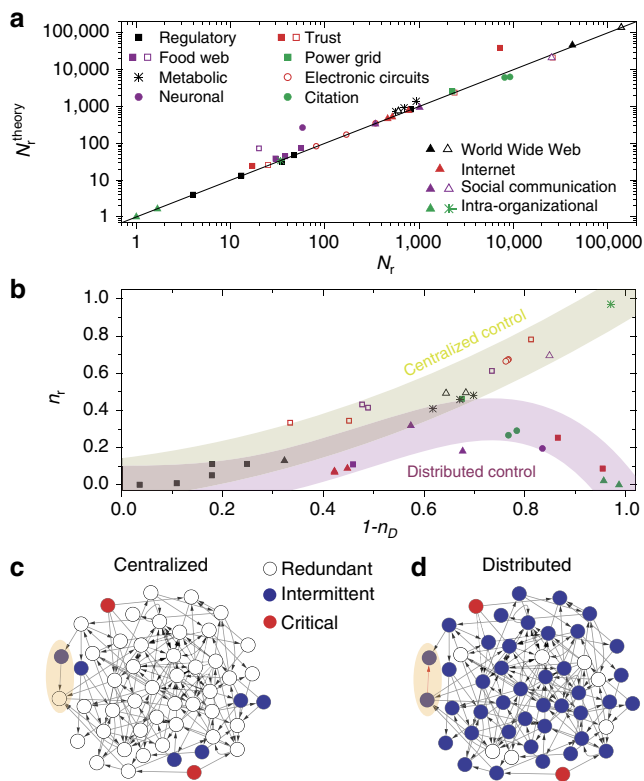


Figure 3 | Bimodality in real networks. (a) The number of redundant nodes N_r in real networks (Supplementary Tables S1 and S2) and the theoretical prediction of equations (1) and (2). Hollow symbols represent networks characterized by centralized control ($\Delta n_r > 0$) and solid symbols correspond to the distributed control mode ($\Delta n_r < 0$). For networks marked with a star symbol, $\Delta n_r \approx 0$ and the control mode can not be identified. (b) n_r versus $1 - n_D$ for real networks. The networks follow the two branches corresponding to centralized and distributed control (highlighted bands). (c) A network in the centralized control mode. (d) After flipping the direction of one link in **c** (highlighted in both **c** and **d**), the control configuration changes from centralized to distributed mode. For both networks $N_D = 5$ and $N_C = 2$, but in the centralized mode 8 nodes have a role in control (2 critical plus 6 intermittent) while in the distributed mode 43 nodes are engaged in control (2 critical plus 41 intermittent).

identical to the original network but the direction of each link is reversed. The control mode is captured by comparing n_r of a network with n_r^T of its transpose network: if $\Delta n_r = n_r - n_r^T > 0$ a network is centralized and if $\Delta n_r < 0$ it is distributed (Supplementary Note 3). We find that a network's degree distribution allows us to infer its control mode (Supplementary Note 4).

Altering the control mode. The fact that the two control modes are better suited for different tasks raises an important question: can we turn a network initially in the centralized mode into a network in the distributed mode, or the other way around? Such a transition is achieved by the transpose network. Indeed, we can show that if the original network has a distributed control mode, its transpose will be centralized. Yet, in most real systems switching the direction of all links is either impossible or infeasible. We find, however, that in some networks the transition can be induced by local changes, in some cases requiring us to flip the direction of only a single well-chosen link (Fig. 3c). The precise local change required to induce the transition is determined by

the network's size and degree asymmetry: the larger the network or the higher degree asymmetry, the more links need to be altered to induce this transition. For example, for two manufacturing and consulting networks⁵¹ ($N = 77$, $L = 2228$ and $N = 46$, $L = 858$) the control mode can be altered by flipping only one link. In contrast for the prison inmate network^{52,53}, food web in Little Rock lake⁵⁴ and the *C. elegans* neural network³³, we need to change the direction of several links (4, 17 and 54 respectively, representing 2%, 0.7% and 2% of all links) to alter the control mode.

Discussion

In summary, our attempts to quantify the role of individual nodes have led us to an unexpected discovery: the existence of two distinct control modes, whose emergence is governed by a bifurcation phenomenon. The control mode is determined by the system's degree asymmetry and has immediate implications on network security or efficiency in organizational settings. Most importantly, bimodality is a general property of all dense networks, hence, we must consider its implications each time we wish to control a complex system with sufficient connectivity.

These results raise several intriguing questions. For example, the finding that the control mode can be altered via structural perturbations raises the need for tools to identify the minimum number of links whose reversal can help us reach the desired control mode⁵⁵. Furthermore, the proposed node classification raises the possibility to correlate the role of a node in control with the intrinsic node attributes. Finally, our node classification is based on the node's participation in various MDSs. However, one can explore other node classifications as well, like that based on the energy needed for control, or the time necessary to reach the final state⁹, important issues that need further investigation. Although bimodality is ubiquitous in physics, chemistry and biology, the finding that it also has a key role in network control opens new avenues to explore the control of real systems.

Methods

Identifying the driver nodes. We convert a directed network into a bipartite graph with two disjoint sets of *out* and *in* nodes. A directed link from node i to j corresponds to a connection between node i in the *out* set and node j in the *in* set (Supplementary Fig. S5). By finding the maximum matching of the bipartite graph, the minimum driver nodes are unmatched nodes in the *in* set. The critical, intermittent and redundant nodes are always matched, occasionally matched and never matched nodes in the *in* set, respectively (Supplementary Note 5).

Identifying the redundant nodes. Redundant nodes are always matched in the bipartite graph. Therefore, if we force them unmatched, there would be no alternative matching and the number of matched nodes will decrease, inspiring the algorithm we developed to identify them:

- (1) Find the maximum matching of the bipartite graph using the Hopcroft-Karp algorithm^{29,56-59}. Obtain a set of matched nodes in the *in* set (denoted by M).
- (2) Pick one element (denoted by node i). Identify the node in the *out* set that matches node i (denoted by node j).
- (3) Keep the current matching and temporarily remove node i with all its links. Check if there is an augmenting path^{58,29} that starts from node j , ends at an unmatched node and alternates between unmatched and matched links on the path.
- (4) If no augmenting path is found, node i needs to be always matched, therefore, it is redundant. Otherwise node i is replaceable and hence it is intermittent.
- (5) Add back the removed node i and repeat step 2 until all nodes in set M is tested.

The number of computational steps needed to find one maximum matching is $\mathcal{O}(N^{0.5}L)$. Each matched node requires a breadth first search ($\mathcal{O}(L)$ time) for the augmenting path. The number of matched nodes is proportional to N . Therefore, the complexity of this algorithm is $\mathcal{O}(NL)$.

Calculating n_r analytically. Denote with G a bipartite graph and $G' = G \setminus i$ the subgraph of G obtained by removing node i and all its links (Supplementary Fig. S6). We proved a theorem that node i is not always matched in G if and only if all its neighbouring nodes are always matched in the subgraph G' (Supplementary Note 6). On the basis of this theorem, the probability that a node in the *in* set with degree k is not always matched is $p_{k,\text{in}} = (\theta_{\text{out}})^k$ where θ_{out} is the probability that a neighbouring node is always matched in the *out* set of the subgraph G' . When

averaging over degree distributions in infinite networks, the fraction of redundant nodes, which are always matched nodes in the in set, is

$$\begin{aligned} n_r &= 1 - \sum_{k=0}^{\infty} P_{in}(k) \times p_{k,in} \\ &= 1 - \sum_{k=0}^{\infty} P_{in}(k) (\theta_{out})^k = 1 - G_{in}(\theta_{out}), \end{aligned} \quad (3)$$

which gives equation (1).

In the construction of subgraph G' , a neighbour of node i is accessed through a randomly chosen link. This implies that the degree distribution associated with the neighbouring node is the excess degree distribution, that is, the degree distribution for a node at the end of a randomly chosen link. Furthermore, in G' this randomly chosen link is excluded, meaning that the degree of the neighbouring nodes will be less by 1. Therefore, θ_{out} satisfies the equation

$$1 - \theta_{out} = \sum_{k=1}^{\infty} Q_{out}(k) (\theta_{in})^{k-1} = H_{out}(1 - \theta_{in}). \quad (4)$$

By substituting in for out, we can build a similar equation

$$1 - \theta_{in} = \sum_{k=1}^{\infty} Q_{in}(k) (\theta_{out})^{k-1} = H_{in}(\theta_{out}). \quad (5)$$

Combining equations (4) and (5), we obtain equation (2).

Networks analysed. The model networks in this paper are Erdős-Rényi network²⁶ and scale-free network^{27,28}, generated via the static model⁶⁰. The real networks we explored are described in Supplementary Tables S1 and S2.

References

- Kalman, R. E. Mathematical description of linear dynamical systems. *J. Soc. Indus. Appl. Math. Ser. A* **1**, 152–192 (1963).
- Luenberger, D. G. *Introduction to Dynamic Systems: Theory, Models, & Applications* (John Wiley & Sons, 1979).
- Chui, C. K. & Chen, G. *Linear Systems and Optimal Control* (Springer-Verlag, 1989).
- Slotine, J. -J. & Li, W. *Applied Nonlinear Control* (Prentice-Hall, 1991).
- Liu, Y. -Y., Slotine, J. -J. & Barabási, A. -L. Controllability of complex networks. *Nature* **473**, 167–173 (2011).
- Rajapakse, I., Groudine, M. & Mesbahi, M. Dynamics and control of state-dependent networks for probing genomic organization. *Proc. Natl Acad. Sci.* **108**, 17257–17262 (2011).
- Lestas, I., Vinnicombe, G. & Paulsson, J. Fundamental limits on the suppression of molecular fluctuations. *Nature* **467**, 174–178 (2010).
- Nepusz, T. & Vicsek, T. Controlling edge dynamics in complex networks. *Nat. Phys.* **8**, 568–573 (2012).
- Yan, G., Ren, J., Lai, Y. -C., Lai, C. -H. & Li, B. Controlling complex networks: How much energy is needed? *Phys. Rev. Lett.* **108**, 218703 (2012).
- Liu, Y. -Y., Slotine, J. -J. & Barabási, A. -L. Control centrality and hierarchical structure in complex networks. *PLoS ONE* **7**, e44459 (2012).
- Wang, W. -X., Ni, X., Lai, Y. -C. & Grebogi, C. Optimizing controllability of complex networks by minimum structural perturbations. *Phys. Rev. E* **85**, 026115 (2012).
- Tang, Y., Gao, H., Zou, W. & Kurths, J. Identifying controlling nodes in neuronal networks in different scales. *PLoS ONE* **7**, e41375 (2012).
- Cowan, N. J., Chastain, E. J., Vilhena, D. A., Freudenberg, J. S. & Bergstrom, C. T. Nodal dynamics, not degree distributions, determine the structural controllability of complex networks. *PLoS ONE* **7**, e38398 (2012).
- Gutiérrez, R., Sendiña-Nadal, I., Zanin, M., Papo, D. & Boccaletti, S. Targeting the dynamics of complex networks. *Sci. Rep.* **2**, 396 (2012).
- Wang, B., Gao, L. & Gao, Y. Control range: a controllability-based index for node significance in directed networks. *J. Stat. Mech.: Theor. Exp.* **2012**, P04011 (2012).
- Mones, E., Vicsek, L. & Vicsek, T. Hierarchy measure for complex networks. *PLoS ONE* **7**, e33799 (2012).
- Pu, C. -L., Pei, W. -J. & Michaelson, A. Robustness analysis of network controllability. *Physica A: Stat. Mechanics Appl.* **391**, 4420–4425 (2012).
- Pósfai, M., Liu, Y. -Y., Slotine, J. -J. & Barabási, A. -L. Effect of correlations on network controllability. *Sci. Rep.* **3**, 1067 (2013).
- Liu, Y. -Y., Slotine, J. -J. & Barabási, A. -L. Observability of complex systems. *Proc. Natl Acad. Sci.* **110**, 2460–2465 (2013).
- Commault, C., Dion, J. M., Trinh, D. H. & Do, T. H. Sensor classification for the fault detection and isolation, a structural approach. *Int. J. Adaptive Control Signal Processing* **25**, 1–17 (2011).
- Molloy, M. & Reed, B. A critical point for random graphs with a given degree sequence. *Random Struct. Algorithms* **6**, 161–180 (1995).
- Newman, M. E. J., Strogatz, S. H. & Watts, D. J. Random graphs with arbitrary degree distributions and their applications. *Phys. Rev. E* **64**, 026118 (2001).
- Albert, R. & Barabási, A. -L. Statistical mechanics of complex networks. *Rev. Mod. Phys.* **74**, 47–97 (2002).
- Kim, H., Genio, C. I. D., Bassler, K. E. & Toroczkai, Z. Constructing and sampling directed graphs with given degree sequences. *New. J. Phys.* **14**, 023012 (2012).
- Liu, Y. -Y., Csóka, E., Zhou, H. & Pósfai, M. Core percolation on complex networks. *Phys. Rev. Lett.* **109**, 205703 (2012).
- Erdős, P. & Rényi, A. On the evolution of random graphs. *Publ. Math. Inst. Hung. Acad. Sci.* **5**, 17–60 (1960).
- Barabási, A. -L. & Albert, R. Emergence of scaling in random networks. *Science* **286**, 509–512 (1999).
- Caldarelli, G. *Scale-Free Networks: Complex Webs in Nature and Technology* (Oxford Univ. Press, 2007).
- Hopcroft, J. E. & Karp, R. M. An $n^{5/2}$ algorithm for maximum matchings in bipartite graphs. *SIAM J. Comput.* **2**, 225–231 (1973).
- Milo, R. *et al.* Network motifs: Simple building blocks of complex networks. *Science* **298**, 824–827 (2002).
- Balaji, S., Madan Babu, M., Iyer, L., Luscombe, N. & Aravind, L. Principles of combinatorial regulation in the transcriptional regulatory network of yeast. *J. Mol. Biol.* **360**, 213–227 (2006).
- Gama-Castro, S. *et al.* Regulondb (version 6.0): gene regulation model of escherichia coli k-12 beyond transcription, active (experimental) annotated promoters and textpresso navigation. *Nucleic. Acids. Res.* **36**, D120–D124 (2008).
- White, J. G., Southgate, E., Thomson, J. N. & Brenner, S. The structure of the nervous system of the nematode caenorhabditis elegans. *Philos. Trans. R Soc. Lond. B Biol. Sci.* **314**, 1–340 (1986).
- Redner, S. How popular is your paper? An empirical study of the citation distribution. *Eur. Phys. J. B* **4**, 131–134 (1998).
- Leskovec, J. K. J. & Faloutsos, C. In *Proceedings of the Eleventh ACM SIGKDD International Conference on Knowledge Discovery in Data Mining* 177–187 (2005).
- Redner, S. Citation statistics from 110 years of physical review. *Phys. Today* **58**, 49–54 (2005).
- Albert, R., Jeong, H. & Barabási, A. -L. Diameter of the world wide web. *Nature* **401**, 130–131 (1999).
- Adamic, L. A. & Glance, N. In *Proceedings of the 3rd International Workshop on Link Discovery* 36–43 (2005).
- Leskovec, J., Lang, K., Dasgupta, A. & Mahoney, M. Community structure in large networks: natural cluster sizes and the absence of large well-defined clusters. Preprint at <http://arxiv.org/abs/0810.1355> (2008).
- Ravasz, E., Somera, A. L., Mongru, D. A., Oltvai, Z. N. & Barabási, A. -L. Hierarchical organization of modularity in metabolic networks. *Science* **297**, 1551–1555 (2002).
- Newman, M. E. J. Assortative mixing in networks. *Phys. Rev. Lett.* **89**, 208701 (2002).
- Pastor-Satorras, R., Vázquez, A. & Vespignani, A. Dynamical and correlation properties of the internet. *Phys. Rev. Lett.* **87**, 258701 (2001).
- Maslov, S. & Sneppen, K. Specificity and stability in topology of protein networks. *Science* **296**, 910–913 (2002).
- Lee, J. -S., Goh, K. -I., Kahng, B. & Kim, D. Intrinsic degree-correlations in the static model of scale-free networks. *Eur. Phys. J. B Condensed Matter Complex Sys.* **49**, 231–238 (2006).
- Jeong, H., Tombor, B., Albert, R., Oltvai, Z. N. & Barabási, A. -L. The large-scale organization of metabolic networks. *Nature* **407**, 651–654 (2000).
- Cesar, A. H. R. Conditions for the emergence of scaling in the inter-event time of uncorrelated and seasonal systems. *Physica A: Stat. Mechanics Appl.* **369**, 877–883 (2006).
- Onnela, J. -P. *et al.* Analysis of a large-scale weighted network of one-to-one human communication. *New. J. Phys.* **9**, 179 (2007).
- Gonzalez, M. C., Hidalgo, C. A. & Barabasi, A. -L. Understanding individual human mobility patterns. *Nature* **453**, 779–782 (2008).
- Song, C., Qu, Z., Blumm, N. & Barabási, A. -L. Limits of predictability in human mobility. *Science* **327**, 1018–1021 (2010).
- Jiang, Z. -Q. *et al.* Calling patterns in human communication dynamics. *Proc. Natl Acad. Sci.* **110**, 1600–1605 (2013).
- Cross, R. & Parker, A. *The Hidden Power of Social Networks* (Harvard Business School Press, 2004).
- Van Duijn, M. A. J., Huisman, M., Stokman, F. N., Wasseur, F. W. & Zeggelink, E. P. H. Evolution of sociology freshmen into a friendship network. *J. Math. Sociol.* **27**, 153–191 (2003).
- Milo, R. *et al.* Superfamilies of designed and evolved networks. *Science* **303**, 1538–1542 (2004).
- Martinez, N. Artifacts or attributes? effects of resolution on the little rock lake food web. *Econol. Monogr.* **61**, 367–392 (1991).
- Chen, G., Moiola, J. L. & Wang, H. O. Bifurcation control: theories, methods, and applications. *Int. J. Bifurcation Chaos* **10**, 511–548 (2000).

56. Dion, J. -M., Commault, C. & van der Woude, J. Generic properties and control of linear structured systems: a survey. *Automatica* **39**, 1125–1144 (2003).
57. Zdeborová, L. & Mézard, M. The number of matchings in random graphs. *J. Stat. Mech.: Theory Exp.* **05**, P05003 (2006).
58. Karp, R. M. & Sipser, M. In *Proceedings of the 22nd Annual IEEE Symposium on Foundations of Computer* 364–375 (1981).
59. Lovász, L. & Plummer, M. D. *Matching Theory* (American Mathematical Society, 2009).
60. Goh, K. -I., Kahng, B. & Kim, D. Universal behavior of load distribution in scale-free networks. *Phys. Rev. Lett.* **87**, 278701 (2001).

Acknowledgements

We thank C. Song and D. Wang for discussions. We especially thank M. Martino for the thumbnail image. This work was supported by the Network Science Collaborative Technology Alliance sponsored by the US Army Research Laboratory under Agreement Number W911NF-09-2-0053; the Defense Advanced Research Projects Agency under Agreement Number 11645021; the Defense Threat Reduction Agency award WMD BRBAA07-J-2-0035; and the generous support of Lockheed Martin. M.P. has received funding from the European Union Seventh Framework Programme (FP7/2007-2013) under grant agreement no. 270833. E.C. has received funding from the European

Research Council under grant agreement no. 306493, MTA Renyi 'Lendulet' Groups and Graphs Research Group, ERC Advanced Research Grant under grant no. 227701 and KTIA-OTKA under grant no. 77780.

Author contributions

T.J., Y. -Y.L., J. -J.S. and A. -L.B. designed the research. T.J. performed numerical simulation and analysed the empirical data. T.J., Y. -Y.L., E.C. and M.P. did the analytical calculations. T.J. and A. -L.B. prepared the initial draft of the manuscript. All authors contributed comments on the results and revisions to the final version.

Additional information

Supplementary Information accompanies this paper at <http://www.nature.com/naturecommunications>

Competing financial interests: The authors declare no competing financial interests.

Reprints and permission information is available online at <http://npg.nature.com/reprintsandpermissions/>

How to cite this article: Jia, T. *et al.* Emergence of bimodality in controlling complex networks. *Nat. Commun.* **4**:2002 doi: 10.1038/ncomms3002 (2013).