

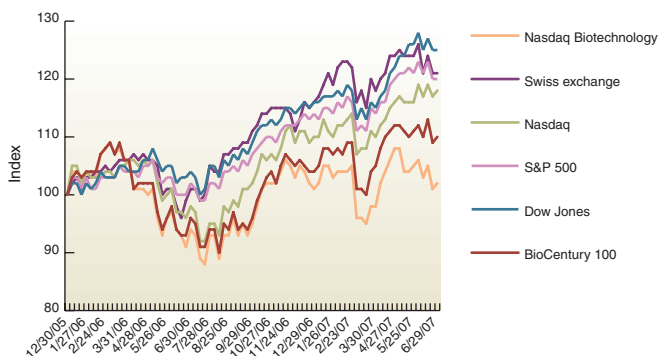
# IPOs break \$1 billion in Q2

Stacy Lawrence

For the first time since 2000, the quarterly total raised in initial public offerings (IPOs) exceeded \$1 billion. There were more IPOs in every region, and the average amount raised jumped to \$62 million from \$54 million in Q1. Total financing also increased, but this was due

## Biotech stock market performance

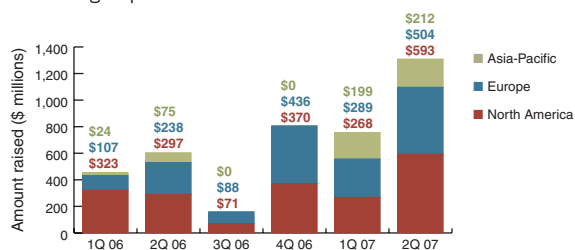
Biotech indices continued to underperform, although the BioCentury 100 is up 10% since the end of 2005.



Source: Multex, BioCentury

## Global biotech initial public offerings

For the first time since 2000, the total raised in biotech IPOs broke \$1 billion in a single quarter.

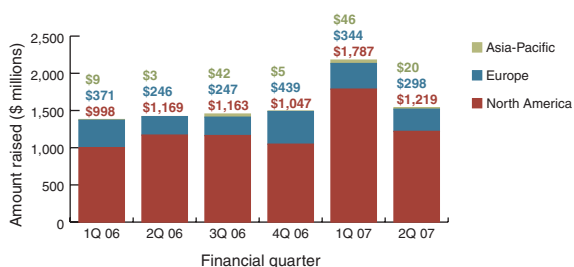


Financial quarter	1Q 06	2Q 06	3Q 06	4Q 06	1Q 07	2Q 07
North America	8	7	3	6	5	9
Europe	6	5	2	8	7	9
Asia-Pacific	2	1	0	0	2	3

Source: BioCentury

## Global biotech venture capital investment

After a big increase in Q1, venture financings settled back to ~\$1.5 billion.

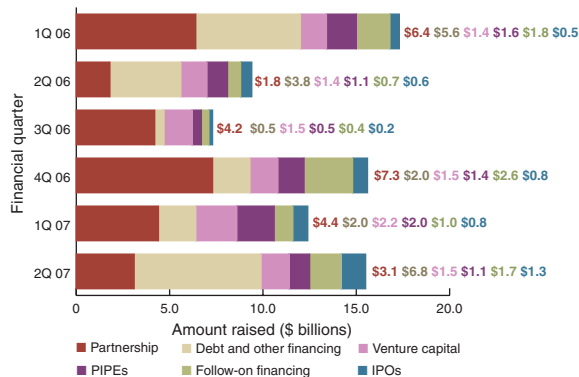


Source: BioCentury

almost entirely to an enormous debt financing by Amgen (Thousand Oaks, CA, USA). Venture capital financing settled back from its peak to the levels of previous quarters. Biotech stock indices continued to underperform.

## Global biotech industry financing

Total financing rebounded in Q2, driven entirely by Amgen's \$4 billion debt deal.



Partnership figures are for deals involving a U.S. company. PIPEs, private investment in public equity. Source: BioCentury, Burrill & Company

### Notable Q2 biotech deals

Company (lead underwriters)	Amount raised (\$ millions)	Percent change in stock price since offer <sup>1</sup>	Date launched
Adxex Pharmaceuticals (Lehman)	111.5	-10	21-May
Orexigen Therapeutics (Merrill Lynch, J.P. Morgan)	96.6	25	26-Apr
Biodel (Morgan Stanley)	86.3	32	10-May
Metabolic Explorer (Fortis)	79.8	17	10-Apr
Amicus Therapeutics (Morgan Stanley, Merrill Lynch)	75.0	-23	31-May
Exiqon (Danske Markets)	72.2	-3	25-May
Sirtris (J.P. Morgan)	69.0	-1	23-May

Company	Amount invested (\$ millions)	Financing round	Date closed
Portola Pharmaceuticals	70	3	7-May
Aveo Pharmaceuticals	53	4	3-May
Surface Logix	52	4	3-Apr
Arete Therapeutics	51	1	23-May
Noxxon Pharma	51	3	3-May

Target	Acquirer	Value (\$ millions)	Date announced
Cytec	Hologic	6,200	20-May
Ventana Medical Systems	Roche	3,000	25-Jun
Digene	Qiagen	1,600	3-Jun
Ilypsa	Amgen	420	4-Jun
DiaMed	Bio-Rad	392	16-May
Bioenvision	Laboratories	345	29-May
Alantos Pharmaceuticals	Amgen	300	6-Jun
NimbleGen	Roche	273	28-Jun

Researcher	Investor	Value (\$ millions)	Deal description
Antisoma	Novartis	890	License
Renovo Group	Shire	825	License
Oxford BioMedica	Sanofi-Aventis	688	License and collaboration
Cytos Biotechnology	Novartis	496	License and collaboration
Aveo Pharmaceuticals	Schering-Plough	478	License and collaboration

<sup>1</sup>As of July 5; deals listed include only those that comply with *Nature Biotechnology's* definition of a biotech company. Source: BioCentury

Stacy Lawrence is a senior writer at BioCentury